

Roof Safety Report

Dianella Plaza, WA 6059

Prepared By: Safemaster Safety Products
Date: 08 August 2018

CONFIDENTIALITY/SECURITY

Information obtained from and about Dianella Plaza in the course of the roof safety systems inspections and recertification's will be treated as strictly confidential. This information will only be used in the compilation and presentation of this report to Dianella Plaza and not to any other source.

DISCLAIMER

Judgements as to the suitability of information herein for the client's purposes are necessarily the client's responsibility. This report does not constitute legal advice. Therefore, although reasonable care has been taken in the preparation of such information, Safemaster Safety Products extends no warranties, makes no representation and assumes no responsibility as to the accuracy or suitability of such information for application to the client's intended purposes or for consequences of its use.

CONTACT THE INSPECTOR

Should you have any difficulty in understanding anything outlined within this report then you should immediately contact the inspector and have the matter explained to you.
If you have any questions at all or require any clarification then contact the inspector prior to acting on this report.

The recertification report was carried out by:

Andrew Treen (Safemaster Safety Products)
31-33 Catalano Road, Canning Vale 6155
PH: (08) 6243 3111 EMAIL: inspections@safemaster.net.au

Signed for and on behalf of Safemaster Safety Products:



Andrew Treen (Recertification Technician)

Roof Safety Report for
Dianella Plaza, WA 6059

CLIENT	BUILDINGS INSPECTED	SYSTEMS INSPECTED
Dianella Plaza	Dianella Plaza	Signage Anchor Points Ladder Bracket Landings Hatch Guardrail Ladder Stair Static Line Mechanical Platform Roof Walkway A/C Safe Working Platform

DATE OF INSPECTION

31-07-2018

INSPECTION METHODOLOGY

The inspection has been carried out by Safemaster's team of competent inspectors trained in RIIWHS204D & PUAEQU001B to evaluate the roof safety system on Dianella Plaza buildings.

The inspection is based on:

- OSH Regs. 1996
- Managing the Risk of Falls at the Workplace
- AS/NZS 1891:2009 (Series)- Industrial Fall Arrest Systems and Devices
- AS/NZS 1319:1994 'Safety Signs for the Occupational Environment'
- AS/NZS 1657:2013 'Fixed Platforms, Walkways, Stairways and Ladders- Design, Construction and Installation'

TESTING INSTRUMENT

Product: HILTI Tester



Inspection Log

CERTIFICATE OF COMPLIANCE

INSPECTION LOG RECORD - INSTALLED SYSTEMS

31-33 Catalano Road, Canning Vale 6155
CALL US: (08) 6243 3111
EMAIL: inspections@safemaster.net.au

Client: Vicinity Centres

Job Ref: SM12182

Site: Dianella Plaza

Item No	Equipment Type& Description	Manufacturer/ Installer	Location	Commission Date	Insp Date	Next Insp Date	Complying Standards	Status	Comments
1	Purlin Fix Anchor Point	RIS	Main Roof	1/03/2011	31/07/2018	31/07/2019	AS1891.4:2009	Pass	
2	Purlin Fix Anchor Point	Safemaster	Main Roof	1/04/2014	31/07/2018	31/07/2019	AS1891.4:2009	Pass	
3	Purlin Fix Anchor Point	Safemaster	Main Roof	1/04/2014	31/07/2018	31/07/2019	AS1891.4:2009	Pass	
4	Purlin Fix Anchor Point	Safemaster	Main Roof	1/04/2014	31/07/2018	31/07/2019	AS1891.4:2009	Pass	
5	Purlin Fix Anchor Point	Safemaster	Main Roof	1/04/2014	31/07/2018	31/07/2019	AS1891.4:2009	Pass	
6	Purlin Fix Anchor Point	Safemaster	Main Roof	1/04/2014	31/07/2018	31/07/2019	AS1891.4:2009	Pass	
7	Purlin Fix Anchor Point	Safemaster	Main Roof	1/04/2014	31/07/2018	31/07/2019	AS1891.4:2009	Pass	
8	Surfacemount Anchor Point	Safemaster	Main Roof	1/12/2005	31/07/2018	31/07/2019	AS1891.4:2009	Pass	
9	Surfacemount Anchor Point	Safemaster	Main Roof	1/12/2005	31/07/2018	31/07/2019	AS1891.4:2009	Pass	
10	Surfacemount Anchor Point	Safemaster	Main Roof	1/12/2005	31/07/2018	31/07/2019	AS1891.4:2009	Pass	
11	Surfacemount Anchor Point	Safemaster	Main Roof	1/12/2005	31/07/2018	31/07/2019	AS1891.4:2009	Pass	

All inspections are conducted in accordance with current legislation. Equipment status is deemed at the time of inspection. Maintenance and use of the equipment must be conducted in accordance with the manufacturers and legislative requirements after inspection. Removing the installation sign/tag 'Void Warranty' for the system.

CERTIFICATE OF COMPLIANCE

INSPECTION LOG RECORD - INSTALLED SYSTEMS

31-33 Catalano Road, Canning Vale 6155
CALL US: (08) 6243 3111
EMAIL: inspections@safemaster.net.au

Client: Vicinity Centres

Job Ref: SM12182

Site: Dianella Plaza

Item No	Equipment Type& Description	Manufacturer/ Installer	Location	Commission Date	Insp Date	Next Insp Date	Complying Standards	Status	Comments
12	Surfacemount Anchor Point	Safemaster	Main Roof	1/12/2005	31/07/2018	31/07/2019	AS1891.4:2009	Pass	
13	Surfacemount Anchor Point	Safemaster	Main Roof	1/12/2005	31/07/2018	31/07/2019	AS1891.4:2009	Pass	
14	Surfacemount Anchor Point	Safemaster	Main Roof	1/12/2005	31/07/2018	31/07/2019	AS1891.4:2009	Pass	
15	Surfacemount Anchor Point	Safemaster	Main Roof	1/12/2005	31/07/2018	31/07/2019	AS1891.4:2009	Pass	
16	Surfacemount Anchor Point	Safemaster	Main Roof	1/12/2005	31/07/2018	31/07/2019	AS1891.4:2009	Pass	
17	Surfacemount Anchor Point	Safemaster	Main Roof	1/12/2005	31/07/2018	31/07/2019	AS1891.4:2009	Pass	
18	Horizontal Static Line	Safemaster	Main Roof	1/04/2014	31/07/2018	31/07/2019	AS1891.4:2009	Pass	
19	Purlin Fix Anchor Point	Safemaster	Woolworths	1/04/2014	31/07/2018	31/07/2019	AS1891.4:2009	Pass	
20	Purlin Fix Anchor Point	Safemaster	Woolworths	1/04/2014	31/07/2018	31/07/2019	AS1891.4:2009	Pass	
21	Purlin Fix Anchor Point	Safemaster	Woolworths	1/04/2014	31/07/2018	31/07/2019	AS1891.4:2009	Pass	
22	Purlin Fix Anchor Point	Safemaster	Woolworths	1/04/2014	31/07/2018	31/07/2019	AS1891.4:2009	Pass	

All inspections are conducted in accordance with current legislation. Equipment status is deemed at the time of inspection. Maintenance and use of the equipment must be conducted in accordance with the manufacturers and legislative requirements after inspection. Removing the installation sign/tag 'Void Warranty' for the system.

CERTIFICATE OF COMPLIANCE

INSPECTION LOG RECORD - INSTALLED SYSTEMS

31-33 Catalano Road, Canning Vale 6155
CALL US: (08) 6243 3111
EMAIL: inspections@safemaster.net.au

Client: Vicinity Centres

Job Ref: SM12182

Site: Dianella Plaza

Item No	Equipment Type& Description	Manufacturer/ Installer	Location	Commission Date	Insp Date	Next Insp Date	Complying Standards	Status	Comments
23	Purlin Fix Anchor Point	Safemaster	Woolworths	1/04/2014	31/07/2018	31/07/2019	AS1891.4:2009	Pass	
24	Purlin Fix Anchor Point	Safemaster	Woolworths	1/04/2014	31/07/2018	31/07/2019	AS1891.4:2009	Pass	
25	Purlin Fix Anchor Point	Safemaster	Woolworths	1/04/2014	31/07/2018	31/07/2019	AS1891.4:2009	Pass	
26	Purlin Fix Anchor Point	Safemaster	Woolworths	1/04/2014	31/07/2018	31/07/2019	AS1891.4:2009	Pass	
27	Purlin Fix Anchor Point	Safemaster	Woolworths	1/04/2014	31/07/2018	31/07/2019	AS1891.4:2009	Pass	
28	Purlin Fix Anchor Point	Safemaster	Woolworths	1/04/2014	31/07/2018	31/07/2019	AS1891.4:2009	Pass	
29	Purlin Fix Anchor Point	Safemaster	Woolworths	1/04/2014	31/07/2018	31/07/2019	AS1891.4:2009	Pass	
30	Purlin Fix Anchor Point	Safemaster	Woolworths	1/04/2014	31/07/2018	31/07/2019	AS1891.4:2009	Pass	
31	Purlin Fix Anchor Point	Safemaster	Woolworths	1/04/2014	31/07/2018	31/07/2019	AS1891.4:2009	Pass	
32	Purlin Fix Anchor Point	Safemaster	Woolworths	1/04/2014	31/07/2018	31/07/2019	AS1891.4:2009	Pass	
33	Purlin Fix Anchor Point	Safemaster	Woolworths	1/04/2014	31/07/2018	31/07/2019	AS1891.4:2009	Pass	

All inspections are conducted in accordance with current legislation. Equipment status is deemed at the time of inspection. Maintenance and use of the equipment must be conducted in accordance with the manufacturers and legislative requirements after inspection. Removing the installation sign/tag 'Void Warranty' for the system.

CERTIFICATE OF COMPLIANCE

INSPECTION LOG RECORD - INSTALLED SYSTEMS

31-33 Catalano Road, Canning Vale 6155
CALL US: (08) 6243 3111
EMAIL: inspections@safemaster.net.au

Client: Vicinity Centres

Job Ref: SM12182

Site: Dianella Plaza

Item No	Equipment Type& Description	Manufacturer/ Installer	Location	Commission Date	Insp Date	Next Insp Date	Complying Standards	Status	Comments
34	Purlin Fix Anchor Point	Safemaster	Woolworths	1/04/2014	31/07/2018	31/07/2019	AS1891.4:2009	Pass	
35	Purlin Fix Anchor Point	Safemaster	Woolworths	1/04/2014	31/07/2018	31/07/2019	AS1891.4:2009	Pass	
36	Purlin Fix Anchor Point	Safemaster	Woolworths	1/04/2014	31/07/2018	31/07/2019	AS1891.4:2009	Pass	
37	Purlin Fix Anchor Point	Safemaster	Woolworths	1/04/2014	31/07/2018	31/07/2019	AS1891.4:2009	Pass	
38	Purlin Fix Anchor Point	Safemaster	Woolworths	1/04/2014	31/07/2018	31/07/2019	AS1891.4:2009	Pass	
39	Purlin Fix Anchor Point	Safemaster	Woolworths	1/04/2014	31/07/2018	31/07/2019	AS1891.4:2009	Pass	
40	Purlin Fix Anchor Point	Safemaster	Woolworths	1/04/2014	31/07/2018	31/07/2019	AS1891.4:2009	Pass	
41	Purlin Fix Anchor Point	Safemaster	Woolworths	1/04/2014	31/07/2018	31/07/2019	AS1891.4:2009	Pass	
42	Purlin Fix Anchor Point	Safemaster	Woolworths	1/04/2014	31/07/2018	31/07/2019	AS1891.4:2009	Pass	
43	Purlin Fix Anchor Point	Safemaster	Woolworths	1/04/2014	31/07/2018	31/07/2019	AS1891.4:2009	Pass	
44	Purlin Fix Anchor Point	Safemaster	Woolworths	1/04/2014	31/07/2018	31/07/2019	AS1891.4:2009	Pass	

All inspections are conducted in accordance with current legislation. Equipment status is deemed at the time of inspection. Maintenance and use of the equipment must be conducted in accordance with the manufacturers and legislative requirements after inspection. Removing the installation sign/tag 'Void Warranty' for the system.

CERTIFICATE OF COMPLIANCE

INSPECTION LOG RECORD - INSTALLED SYSTEMS

31-33 Catalano Road, Canning Vale 6155
CALL US: (08) 6243 3111
EMAIL: inspections@safemaster.net.au

Client: Vicinity Centres

Job Ref: SM12182

Site: Dianella Plaza

Item No	Equipment Type& Description	Manufacturer/ Installer	Location	Commission Date	Insp Date	Next Insp Date	Complying Standards	Status	Comments
45	Purlin Fix Anchor Point	Safemaster	L1	1/04/2014	31/07/2018	31/07/2019	AS1891.4:2009	Pass	
46	Purlin Fix Anchor Point	Safemaster	L1	1/04/2014	31/07/2018	31/07/2019	AS1891.4:2009	Pass	
47	Purlin Fix Anchor Point	Safemaster	L1	1/04/2014	31/07/2018	31/07/2019	AS1891.4:2009	Pass	
48	Permanent Incline Ladder (Alu) with Paraprt Crossover and Return Ladder	Safemaster	L1	1/04/2014	31/07/2018	31/07/2019	AS1891.4:2009	Pass	
49	Purlin Fix Anchor Point	Safemaster	L2	1/04/2014	31/07/2018	31/07/2019	AS1891.4:2009	Pass	
50	Purlin Fix Anchor Point	Safemaster	L2	1/04/2014	31/07/2018	31/07/2019	AS1891.4:2009	Pass	
51	Purlin Fix Anchor Point	Safemaster	L2	1/04/2014	31/07/2018	31/07/2019	AS1891.4:2009	Pass	
52	Ladder Bracket	Safemaster	L2	1/04/2014	31/07/2018	31/07/2019	AS1891.4:2009	Pass	
53	Access Sign	Safemaster	L2	1/04/2014	31/07/2018	31/07/2019	AS1319:1994 AS1891.4-2009	Pass	
54	Vertical Ladder (Alu) with Static Line-15kN	Safemaster	L3	1/04/2014	31/07/2018	31/07/2019	AS1657:2018	Fail	Inadequate fall protection provided
55	Access Sign	Safemaster	L3	1/04/2014	31/07/2018	31/07/2019	AS1319:1994 AS1891.4-2009	Pass	

All inspections are conducted in accordance with current legislation. Equipment status is deemed at the time of inspection. Maintenance and use of the equipment must be conducted in accordance with the manufacturers and legislative requirements after inspection. Removing the installation sign/tag 'Void Warranty' for the system.

CERTIFICATE OF COMPLIANCE

INSPECTION LOG RECORD - INSTALLED SYSTEMS

31-33 Catalano Road, Canning Vale 6155
 CALL US: (08) 6243 3111
 EMAIL: inspections@safemaster.net.au

Client: Vicinity Centres

Job Ref: SM12182

Site: Dianella Plaza

Item No	Equipment Type& Description	Manufacturer/ Installer	Location	Commission Date	Insp Date	Next Insp Date	Complying Standards	Status	Comments
56	Roof Walkway	Unknown	L5	Unknown	31/07/2018	31/07/2019	AS1657:2018	Pass	
57	Steps	Safemaster	L7	1/04/2014	31/07/2018	31/07/2019	AS1657:2018	Fail	Non-compliant
58	Access Ladder	Safemaster	L14	1/04/2014	31/07/2018	31/07/2019	AS1657:2018	Fail	Non-compliant
59	Guardrail	Unknown	L20	Unknown	31/07/2018	31/07/2019	AS1657:2018	Pass	
60	Access Ladder	Safemaster	L21	1/04/2014	31/07/2018	31/07/2019	AS1657:2018	Pass	Requires caps to sharp edges on bolts
61	Access Ladder	Safemaster	L22	1/04/2014	31/07/2018	31/07/2019	AS1657:2018	Pass	Requires caps to sharp edges on bolts
62	Access Ladder	Safemaster	L23	Unknown	31/07/2018	31/07/2019	AS1657:2018	Fail	Parapet platform too small, insufficeint landing at top of ladder
63	Sign-Harness Must Be Worn	Safemaster	L24	1/07/2018	31/07/2018	31/07/2019	AS1319:1994	Pass	
64	Sign-No Roof Access	Safemaster	L 25	1/07/2018	31/07/2018	31/07/2019	AS1319:1994	Pass	
65	Sign-No Roof Access	Safemaster	L 25	1/07/2018	31/07/2018	31/07/2019	AS1319:1994	Pass	
66	Anchor Point-Purlin Fix-15kN (LowPro)	Safemaster	L26	1/07/2018	31/07/2018	31/07/2019	AS1891.4:2009	Pass	

All inspections are conducted in accordance with current legislation. Equipment status is deemed at the time of inspection. Maintenance and use of the equipment must be conducted in accordance with the manufacturers and legislative requirements after inspection. Removing the installation sign/tag 'Void Warranty' for the system.

CERTIFICATE OF COMPLIANCE

INSPECTION LOG RECORD - INSTALLED SYSTEMS

31-33 Catalano Road, Canning Vale 6155
CALL US: (08) 6243 3111
EMAIL: inspections@safemaster.net.au

Client: Vicinity Centres

Job Ref: SM12182

Site: Dianella Plaza

Item No	Equipment Type& Description	Manufacturer/ Installer	Location	Commission Date	Insp Date	Next Insp Date	Complying Standards	Status	Comments
67	Anchor Point-Purlin Fix-15kN (LowPro)	Safemaster	L26	1/07/2018	31/07/2018	31/07/2019	AS1891.4:2009	Pass	
68	Sign-Fragile and Brittle Surface	Safemaster	L30	1/07/2018	31/07/2018	31/07/2019	AS1319:1994	Pass	
69	Sign-Fragile and Brittle Surface	Safemaster	L30	1/07/2018	31/07/2018	31/07/2019	AS1319:1994	Pass	
70	Sign-Fragile and Brittle Surface	Safemaster	L30	1/07/2018	31/07/2018	31/07/2019	AS1319:1994	Pass	
71	Sign-Fragile and Brittle Surface	Safemaster	L30	1/07/2018	31/07/2018	31/07/2019	AS1319:1994	Pass	
72	Anchor Point-Purlin Fix-15kN (LowPro)	Safemaster	L31	1/07/2018	31/07/2018	31/07/2019	AS1891.4:2009	Pass	
73	Anchor Point-Purlin Fix-15kN (LowPro)	Safemaster	L31	1/07/2018	31/07/2018	31/07/2019	AS1891.4:2009	Pass	
74	Anchor Point-Purlin Fix-15kN (LowPro)	Safemaster	L31	1/07/2018	31/07/2018	31/07/2019	AS1891.4:2009	Pass	
75	Anchor Point-Purlin Fix-15kN (LowPro)	Safemaster	L31	1/07/2018	31/07/2018	31/07/2019	AS1891.4:2009	Pass	
76	Permanent Step Ladder (Alu) with Top Platform	Safemaster	L32 Ground Level	1/07/2018	31/07/2018	31/07/2019	AS1657:2018	Pass	
77	Permanent Step Ladder (Alu)	Safemaster	L32 Mid Level	1/07/2018	31/07/2018	31/07/2019	AS1657:2018	Pass	

All inspections are conducted in accordance with current legislation. Equipment status is deemed at the time of inspection. Maintenance and use of the equipment must be conducted in accordance with the manufacturers and legislative requirements after inspection. Removing the installation sign/tag 'Void Warranty' for the system.

CERTIFICATE OF COMPLIANCE

INSPECTION LOG RECORD - INSTALLED SYSTEMS

31-33 Catalano Road, Canning Vale 6155
CALL US: (08) 6243 3111
EMAIL: inspections@safemaster.net.au

Client: Vicinity Centres

Job Ref: SM12182

Site: Dianella Plaza

Item No	Equipment Type& Description	Manufacturer/ Installer	Location	Commission Date	Insp Date	Next Insp Date	Complying Standards	Status	Comments
78	Roof Access Hatch	Safemaster	L32	1/07/2018	31/07/2018	31/07/2019	AS1657:2018	Pass	
79	Access Sign	RIS	L32	1/03/2011	31/07/2018	31/07/2019	AS1891.4:2009	N/A	Sign is redundant but left for original system information
80	Access Sign	Safemaster	L32	1/04/2016	31/07/2018	31/07/2019	AS1891.4:2009	Pass	
81	Sign-Harness Must Be Worn	Safemaster	L33	1/07/2018	31/07/2018	31/07/2019	AS1319:1994	Pass	
82	Steps	Safemaster	L34	1/04/2014	31/07/2018	31/07/2019	AS1657:2018	Fail	Non-compliant
83	Steps	Safemaster	L34	1/04/2014	31/07/2018	31/07/2019	AS1657:2018	Fail	Non-compliant
84	Steps	Safemaster	L35	1/04/2014	31/07/2018	31/07/2019	AS1657:2013	Fail	Non-compliant
85	Access Ladder	Safemaster	L38	1/07/2018	31/07/2018	31/07/2019	AS1657:2018	Pass	
86	Anchor Point-Purlin Fix-15kN (LowPro)	Safemaster	L38	1/07/2018	31/07/2018	31/07/2019	AS1891.4:2009	Pass	
87	Ladder Bracket	Safemaster	L38	1/04/2014	31/07/2018	31/07/2019	AS1891.4:2009	Fail	Bottom landing required
88	Anchor Point-Purlin Fix-15kN (LowPro)	Safemaster	L38	1/04/2014	31/07/2018	31/07/2019	AS1891.4:2009	Pass	

All inspections are conducted in accordance with current legislation. Equipment status is deemed at the time of inspection. Maintenance and use of the equipment must be conducted in accordance with the manufacturers and legislative requirements after inspection. Removing the installation sign/tag 'Void Warranty' for the system.

CERTIFICATE OF COMPLIANCE

INSPECTION LOG RECORD - INSTALLED SYSTEMS

31-33 Catalano Road, Canning Vale 6155
CALL US: (08) 6243 3111
EMAIL: inspections@safemaster.net.au

Client: Vicinity Centres

Job Ref: SM12182

Site: Dianella Plaza

Item No	Equipment Type& Description	Manufacturer/ Installer	Location	Commission Date	Insp Date	Next Insp Date	Complying Standards	Status	Comments
89	Anchor Point-Purlin Fix-15kN (LowPro)	Safemaster	L38	1/04/2014	31/07/2018	31/07/2019	AS1891.4:2009	Pass	
90	Horizontal Static Line	Safemaster	L39	1/12/2005	31/07/2018	31/07/2019	AS1891.4:2009	Fail	Over 10 years old
91	Permanent Step Ladder	Safemaster	L40	1/07/2018	31/07/2018	31/07/2019	AS1657:2018	Pass	
92	Stairs	Safemaster	L40	1/07/2018	31/07/2018	31/07/2019	AS1657:2018	Pass	
93	Sign-Fragile and Brittle Surface	Safemaster	L40	1/07/2018	31/07/2018	31/07/2019	AS1319:1994	Pass	
94	Sign-Fragile and Brittle Surface	Safemaster	L40	1/07/2018	31/07/2018	31/07/2019	AS1319:1994	Pass	
95	Sign-Fragile and Brittle Surface	Safemaster	L40	1/07/2018	31/07/2018	31/07/2019	AS1319:1994	Pass	
96	Sign-Fragile and Brittle Surface	Safemaster	L40	1/07/2018	31/07/2018	31/07/2019	AS1319:1994	Pass	
97	Sign-Fragile and Brittle Surface	Safemaster	L40	1/07/2018	31/07/2018	31/07/2019	AS1319:1994	Pass	
98	Sign-Fragile and Brittle Surface	Safemaster	L39	1/07/2018	31/07/2018	31/07/2019	AS1319:1994	Pass	
99	Sign-Fragile and Brittle Surface	Safemaster	L39	1/07/2018	31/07/2018	31/07/2019	AS1319:1994	Pass	

All inspections are conducted in accordance with current legislation. Equipment status is deemed at the time of inspection. Maintenance and use of the equipment must be conducted in accordance with the manufacturers and legislative requirements after inspection. Removing the installation sign/tag 'Void Warranty' for the system.

CERTIFICATE OF COMPLIANCE

INSPECTION LOG RECORD - INSTALLED SYSTEMS

31-33 Catalano Road, Canning Vale 6155
CALL US: (08) 6243 3111
EMAIL: inspections@safemaster.net.au

Client: Vicinity Centres

Job Ref: SM12182

Site: Dianella Plaza

Item No	Equipment Type& Description	Manufacturer/ Installer	Location	Commission Date	Insp Date	Next Insp Date	Complying Standards	Status	Comments
100	Sign-Fragile and Brittle Surface	Safemaster	L39	1/07/2018	31/07/2018	31/07/2019	AS1319:1994	Pass	
101	Steps	Safemaster	L41	1/04/2014	31/07/2018	31/07/2019	AS1657:2018	Pass	
102	Steps	Safemaster	L41	1/04/2014	31/07/2018	31/07/2019	AS1657:2018	Pass	
103	Access Ladder	Safemaster	L42	1/04/2014	31/07/2018	31/07/2019	AS1657:2018	Pass	
104	Guardrail	Safemaster	L42	1/04/2014	31/07/2018	31/07/2019	AS1657:2018	Pass	
105	Anchor Point-Purlin Fix-15kN (LowPro)	Safemaster	L43	1/07/2018	31/07/2018	31/07/2019	AS1891.4:2009	Pass	
106	Access Ladder	Safemaster	L44	1/04/2014	31/07/2018	31/07/2019	AS1657:2018	Fail	Ladder location put user at fall risk over building edge
107	Guardrail	Safemaster	L44	1/04/2014	31/07/2018	31/07/2019	AS1657:2018	Pass	
108	Access Ladder	Safemaster	L45	1/04/2014	31/07/2018	31/07/2019	AS1657:2018	Fail	Ladder has been damaged
109	Access Ladder	Safemaster	L46 Ground Level	1/07/2018	31/07/2018	31/07/2019	AS1657:2018	Pass	
110	Access Hatch	Workplace Access and Safety	L46	Unknown	31/07/2018	31/07/2019	AS1657:2018	Pass	

All inspections are conducted in accordance with current legislation. Equipment status is deemed at the time of inspection. Maintenance and use of the equipment must be conducted in accordance with the manufacturers and legislative requirements after inspection. Removing the installation sign/tag 'Void Warranty' for the system.

CERTIFICATE OF COMPLIANCE

INSPECTION LOG RECORD - INSTALLED SYSTEMS

31-33 Catalano Road, Canning Vale 6155
 CALL US: (08) 6243 3111
 EMAIL: inspections@safemaster.net.au

Client: Vicinity Centres

Job Ref: SM12182

Site: Dianella Plaza

Item No	Equipment Type& Description	Manufacturer/ Installer	Location	Commission Date	Insp Date	Next Insp Date	Complying Standards	Status	Comments
111	Guardrail	Workplace Access and Safety	L46	Unknown	31/07/2018	31/07/2019	AS1657:2018	Pass	
112	Access Ladder	Safemaster	L47	1/04/2014	31/07/2018	31/07/2019	AS1657:2018	Pass	
113	Guardrail	Unknown	L47	Unknown	31/07/2018	31/07/2019	AS1657:2018	Pass	
114	Anchor Point-Purlin Fix-15kN (LowPro)	Safemaster	L51	1/07/2018	31/07/2018	31/07/2019	AS1891.4:2009	Pass	
115	Anchor Point-Purlin Fix-15kN (LowPro)	Safemaster	L51	1/07/2018	31/07/2018	31/07/2019	AS1891.4:2009	Pass	
116	Anchor Point-Purlin Fix-15kN (LowPro)	Safemaster	L51	1/07/2018	31/07/2018	31/07/2019	AS1891.4:2009	Pass	
117	Anchor Point-Purlin Fix-15kN (LowPro)	Safemaster	L51	1/07/2018	31/07/2018	31/07/2019	AS1891.4:2009	Pass	
118	Anchor Point-Purlin Fix-15kN (LowPro)	Safemaster	L54	1/07/2018	31/07/2018	31/07/2019	AS1891.4:2009	Pass	
119	Sign-EWP Access Only	Safemaster	L52	1/07/2018	31/07/2018	31/07/2019	AS1319:1994	Pass	
120	Access Ladder	Unknown	L55	Unknown	31/07/2018	31/07/2019	AS1657:2018	Pass	
121	Wall Mountd Portable Ladder	Safemaster	L55	1/08/2018	31/07/2018	31/07/2019	AS1657:2018	Pass	

All inspections are conducted in accordance with current legislation. Equipment status is deemed at the time of inspection. Maintenance and use of the equipment must be conducted in accordance with the manufacturers and legislative requirements after inspection. Removing the installation sign/tag 'Void Warranty' for the system.

CERTIFICATE OF COMPLIANCE

INSPECTION LOG RECORD - INSTALLED SYSTEMS

31-33 Catalano Road, Canning Vale 6155
CALL US: (08) 6243 3111
EMAIL: inspections@safemaster.net.au

Client: Vicinity Centres

Job Ref: SM12182

Site: Dianella Plaza

Item No	Equipment Type& Description	Manufacturer/ Installer	Location	Commission Date	Insp Date	Next Insp Date	Complying Standards	Status	Comments
122	Purlin Fix Anchor Point	Safemaster	L56	1/04/2014	31/07/2018	31/07/2019	AS1891.4:2009	Pass	
123	Purlin Fix Anchor Point	Safemaster	L56	1/04/2014	31/07/2018	31/07/2019	AS1891.4:2009	Pass	
124	Ladder Bracket	Safemaster	L56	1/04/2014	31/07/2018	31/07/2019	AS1891.4:2009	Pass	
125	Access Sign	Safemaster	L56	1/04/2016	31/07/2018	31/07/2019	AS1319:1994 AS1891.4-2009	Pass	

AUTHORISED BY: ANDREW TREEN

DATE: 06/08/2018



SIGNATURE:





All inspections are conducted in accordance with current legislation. Equipment status is deemed at the time of inspection. Maintenance and use of the equipment must be conducted in accordance with the manufacturers and legislative requirements after inspection. Removing the installation sign/tag 'Void Warranty' for the system.

ADDITIONAL FINDINGS & RECOMMENDATIONS



Table below summarises additional findings and recommendations in support of the Roof Safety Report.

No	Photo of Hazard	Details of Hazard	Details of Risk	Existing/ Immediate Control Measure	Curren t Risk Level	Proposed Permanent Solution	Residu al Risk Assess ment	Details of Action Taken	Status	Reference
80	Building: General Stores Location Reference: L03 Task: Access to the roof									
		Inadequate fall protection at ladder landing platform	Trips, Slips and Falls	Awareness induction	Med	Existing ladder section to be removed and new ladder section including handrails to be installed	Low	Client advised	Outstanding	OH&S REGULATIONS 3.7 AS/NZS 1657-2018 4.4
81	Building: General Stores Location Reference: L01 Task: Access to the ladder									
		No safe access to the ladder	Trips, Slips and Falls	N/A	Low	Supply walkway to the ladder	Low	Client advised	Outstanding	-



Roof Safety Report for
Dianella Plaza, WA 6059

No	Photo of Hazard	Details of Hazard	Details of Risk	Existing/ Immediate Control Measure	Curren t Risk Level	Proposed Permanent Solution	Residu al Risk Assess ment	Details of Action Taken	Status	Reference
82	Building: General Stores Location Reference: L07 Task: Access to the roof									
		Tread risers are greater than required maximum	Trips, Slips and Falls	Awareness induction	Med	Existing stair to be removed and new ladder to be installed	Low	Client advised	Outstanding	OH&S REGULATIONS 3.7 AS/NZS 1657-2018 7.2.3.2
83	Building: General Stores Location Reference: L09 Task: Access to the roof									
		Trip hazards are present	Trips, Slips and Falls	Awareness induction	Med	"Trip Hazard" signs to be installed	Low	Client advised	Outstanding	OH&S REGULATIONS 3.7 & 3.11



Roof Safety Report for
Dianella Plaza, WA 6059

No	Photo of Hazard	Details of Hazard	Details of Risk	Existing/ Immediate Control Measure	Curren t Risk Level	Proposed Permanent Solution	Residu al Risk Assess ment	Details of Action Taken	Status	Reference
84	Building: General Stores Location Reference: L14 Task: Access to the roof									
		Walkway width is less than required minimum	Trips, Slips and Falls	Awareness induction	Med	Additional walkway section to be installed	Low	Client advised	Outstanding	OH&S REGULATIONS 3.7 AS/NZS 1657-2018 5.1.3
85	Building: General Stores Location Reference: L16 Task: Access to the A/c units									
		No safe access to the A/c units	Trips, Slips and Falls	N/A	Low	Supply walkway to the A/c units including trip hazard signs and safety yellow tape on bracings	Low	Client advised	Outstanding	-



Roof Safety Report for
Dianella Plaza, WA 6059

No	Photo of Hazard	Details of Hazard	Details of Risk	Existing/ Immediate Control Measure	Curren t Risk Level	Proposed Permanent Solution	Residu al Risk Assess ment	Details of Action Taken	Status	Reference
86	Building: General Stores Location Reference: L21 Task: Access to the roof									
		Sharp edges on ladder stiles	Trips, Slips and Falls	Awareness induction	Med	Bolt caps to be installed	Low	Client advised	Outsta nding	OH&S REGULATIONS 3.7 AS/NZS 1657- 2018 5.6
87	Building: General Stores Location Reference: L22 Task: Access to the roof									
		Sharp edges on ladder stiles	Trips, Slips and Falls	Awareness induction	Med	Bolt caps to be installed	Low	Client advised	Outsta nding	OH&S REGULATIONS 3.7 AS/NZS 1657- 2018 5.6



Roof Safety Report for
Dianella Plaza, WA 6059

No	Photo of Hazard	Details of Hazard	Details of Risk	Existing/ Immediate Control Measure	Curren t Risk Level	Proposed Permanent Solution	Residu al Risk Assess ment	Details of Action Taken	Status	Reference
88	Building: General Stores Location Reference: L23 Task: Access to the roof									
		Walkway installed too close to fall edge and duct installed in front of ladder	Trips, Slips and Falls	Awareness induction	Med	Existing ladder to be re-located with landing platform, additional walkway sections, step bridge, handrails and low headroom signs	Low	Client advised	Outstanding	OH&S REGULATIONS 3.7 AS/NZS 1657-2018 5.4.1, 7.3.6 & 3.1.5
89	Building: General Stores Location Reference: L28 Task: Access to the roof									
		Roof walkway section not fully secured	Trips, Slips and Falls	Awareness induction	Med	Roof walkway section to be secured	Low	Client advised	Outstanding	OH&S REGULATIONS 3.7



Roof Safety Report for
Dianella Plaza, WA 6059

No	Photo of Hazard	Details of Hazard	Details of Risk	Existing/ Immediate Control Measure	Curren t Risk Level	Proposed Permanent Solution	Residu al Risk Assess ment	Details of Action Taken	Status	Reference
90	Building: General Stores Location Reference: L37 Task: Access to the roof									
		Roof walkway section not fully secured	Trips, Slips and Falls	Awareness induction	Med	Roof walkway section to be secured	Low	Client advised	Outstanding	OH&S REGULATIONS 3.7
91	Building: General Stores Location Reference: L37 Task: Access to the roof									
		Cable tray installed over the walkway path	Trips, Slips and Falls	Awareness induction	Med	New landing platform to be installed to level with existing step	Low	Client advised	Outstanding	OH&S REGULATIONS 3.7



Roof Safety Report for
Dianella Plaza, WA 6059

No	Photo of Hazard	Details of Hazard	Details of Risk	Existing/ Immediate Control Measure	Curren t Risk Level	Proposed Permanent Solution	Residu al Risk Assess ment	Details of Action Taken	Status	Reference
92	Building: General Stores Location Reference: L38 Task: Access to the roof									
		Not able to use ladder bracket safely	Trips, Slips and Falls	Awareness induction	Med	Levelled landing platform to be installed	Low	Client advised	Outstanding	OH&S REGULATIONS 3.7
93	Building: General Stores Location Reference: L38 Task: Restrict access to the roof									
		No height safety system installed	Trips, Slips and Falls	Restrict Access	High	"No Roof Access" sign to be installed	Low	Client advised	Outstanding	94



Roof Safety Report for
Dianella Plaza, WA 6059

No	Photo of Hazard	Details of Hazard	Details of Risk	Existing/ Immediate Control Measure	Curren t Risk Level	Proposed Permanent Solution	Residu al Risk Assess ment	Details of Action Taken	Status	Reference
94	Building: General Stores Location Reference: L40 Task: Access to the roof									
		Gap between walkway and fall edge is less than required minimum	Trips, Slips and Falls	Awareness induction	Med	Handrail to be installed	Low	Client advised	Outstanding	OH&S REGULATIONS 3.7 AS/NZS 1657-2018 5.4.1
95	Building: General Stores Location Reference: L42 Task: Access to the roof									
		Variation in height between walkway panels are greater than required maximum	Trips, Slips and Falls	Awareness induction	Med	High visibility safety yellow nosing to be installed	Low	Client advised	Outstanding	OH&S REGULATIONS 3.7 AS/NZS 1657-2018 3.3.4


Roof Safety Report for
Dianella Plaza, WA 6059

No	Photo of Hazard	Details of Hazard	Details of Risk	Existing/ Immediate Control Measure	Curren t Risk Level	Proposed Permanent Solution	Residu al Risk Assess ment	Details of Action Taken	Status	Reference
96	Building: General Stores Location Reference: L42 Task: Access to the roof									
		Cable tray installed over the walkway path	Trips, Slips and Falls	Awareness induction	Med	Step over to be installed	Low	Client advised	Outstanding	OH&S REGULATIONS 3.7 AS/NZS 1657-2018 3.1.4
97	Building: General Stores Location Reference: L44 Task: Access to the roof									
		Ladder is too close to the fall edge	Trips, Slips and Falls	Awareness induction	Med	Existing ladder to be removed and new ladder to be installed in a new location	Low	Client advised	Outstanding	OH&S REGULATIONS 3.7 AS/NZS 1657-2018 3.1.4

Roof Safety Report for
Dianella Plaza, WA 6059

No	Photo of Hazard	Details of Hazard	Details of Risk	Existing/ Immediate Control Measure	Curren t Risk Level	Proposed Permanent Solution	Residu al Risk Assess ment	Details of Action Taken	Status	Reference
98	Building: General Stores Location Reference: L45 Task: Access to the roof									
		Existing ladder stiles damaged and bottom rung heights are less than required minimum	Trips, Slips and Falls	Awareness induction	Med	Existing ladder to be removed and new ladder to be installed	Low	Client advised	Outstanding	OH&S REGULATIONS 3.7 AS/NZS 1657-2018 7.4.3.4
99	Building: General Stores Location Reference: L48 Task: Access to the roof									
		Gap between walkway panels are greater than required maximum	Trips, Slips and Falls	Awareness induction	Med	Checker plate to be installed to close the gap including high visibility safety yellow nosing's	Low	Client advised	Outstanding	OH&S REGULATIONS 3.7 AS/NZS 1657-2018 3.3.4

Roof Safety Report for
Dianella Plaza, WA 6059

No	Photo of Hazard	Details of Hazard	Details of Risk	Existing/ Immediate Control Measure	Curren t Risk Level	Proposed Permanent Solution	Residu al Risk Assess ment	Details of Action Taken	Status	Reference
100	Building: General Stores Location Reference: L49 Task: Access to the roof									
		Variation in height between walkway panels are greater than required maximum	Trips, Slips and Falls	Awareness induction	Med	High visibility safety yellow nosing to be installed	Low	Client advised	Outstanding	OH&S REGULATIONS 3.7 AS/NZS 1657-2018 3.3.4

**Safemaster Safety Products**

31-33 Catalano Road, Canning Vale WA 6155

PO Box 1373 Canning Vale WA 6970

Ph: (08) 6243 3111

Fax: (08) 9456 5014

Email: info@safemaster.net.au

Web: www.safemaster.net.au