

Roof Safety Report

Dianella Plaza, WA 6059

Prepared By: Safemaster Safety Products
Date: 22-07-2020

CONFIDENTIALITY/SECURITY

Information obtained from and about Dianella Plaza in the course of the roof safety systems inspections and recertification's will be treated as strictly confidential. This information will only be used in the compilation and presentation of this report to Dianella Plaza and not to any other source.

DISCLAIMER

Judgements as to the suitability of information herein for the client's purposes are necessarily the client's responsibility. This report does not constitute legal advice. Therefore, although reasonable care has been taken in the preparation of such information, Safemaster Safety Products extends no warranties, makes no representation and assumes no responsibility as to the accuracy or suitability of such information for application to the client's intended purposes or for consequences of its use.

CONTACT THE INSPECTOR

Should you have any difficulty in understanding anything outlined within this report then you should immediately contact the inspector and have the matter explained to you.
If you have any questions at all or require any clarification then contact the inspector prior to acting on this report.

The recertification report was carried out by:

Andrew Treen (Safemaster Safety Products)
31-33 Catalano Road, Canning Vale 6155
PH: (08) 6243 3111 EMAIL: inspections@safemaster.net.au

Signed for and on behalf of Safemaster Safety Products:



Andrew Treen (Recertification Technician)

CLIENT	BUILDINGS INSPECTED	SYSTEMS INSPECTED
Vicinity Centres- Dianella Plaza	Dianella Plaza	Signage Anchor Points Ladder Bracket Landings Hatch Guardrail Ladder Stair Static Line Mechanical Platform Roof Walkway A/C Safe Working Platform

DATE OF INSPECTION

17-06-2020

INSPECTION METHODOLOGY

The inspection has been carried out by Safemaster's team of competent inspectors trained in RIIWHS204D & PUAEQU001B to evaluate the roof safety system on Dianella Plaza buildings.

The inspection is based on:

- OSH Regs. 1996
- Managing the Risk of Falls at the Workplace
- AS/NZS 1891:2009 (Series)- Industrial Fall Arrest Systems and Devices
- AS/NZS 1319:1994 'Safety Signs for the Occupational Environment'
- AS1657:2018 'Fixed Platforms, Walkways, Stairways and Ladders- Design, Construction and Installation'

TESTING INSTRUMENT

Product: HILTI Tester



Inspection Log

CERTIFICATE OF COMPLIANCE

31-33 Catalano Road, Canning Vale 6155
CALL US: (08) 6243 3111
EMAIL: inspections@safemaster.net.au

Client: Vicinity Centres
Job Ref: SM12182
Site: Dianella Plaza

Item No	Equipment Type& Description	Manufacturer/ Installer	Location	Commission Date	Insp Date	Next Insp Date	Complying Standards	Status	Comments
1	Purlin Fix Anchor Point	RIS	Main Roof	1/03/2011	17/06/2020	17/06/2021	AS1891.4:2009	Pass	
2	Purlin Fix Anchor Point	Safemaster	Main Roof	1/04/2014	17/06/2020	17/06/2021	AS1891.4:2009	Pass	
3	Purlin Fix Anchor Point	Safemaster	Main Roof	1/04/2014	17/06/2020	17/06/2021	AS1891.4:2009	Pass	
4	Purlin Fix Anchor Point	Safemaster	Main Roof	1/04/2014	17/06/2020	17/06/2021	AS1891.4:2009	Pass	
5	Purlin Fix Anchor Point	Safemaster	Main Roof	1/04/2014	17/06/2020	17/06/2021	AS1891.4:2009	Pass	
6	Purlin Fix Anchor Point	Safemaster	Main Roof	1/04/2014	17/06/2020	17/06/2021	AS1891.4:2009	Pass	
7	Purlin Fix Anchor Point	Safemaster	Main Roof	1/04/2014	17/06/2020	17/06/2021	AS1891.4:2009	Pass	
8	Surfacemount Anchor Point	Safemaster	Main Roof	1/12/2005	17/06/2020	17/06/2021	AS1891.4:2009	Pass	
9	Surfacemount Anchor Point	Safemaster	Main Roof	1/12/2005	17/06/2020	17/06/2021	AS1891.4:2009	Pass	
10	Surfacemount Anchor Point	Safemaster	Main Roof	1/12/2005	17/06/2020	17/06/2021	AS1891.4:2009	Pass	
11	Surfacemount Anchor Point	Safemaster	Main Roof	1/12/2005	17/06/2020	17/06/2021	AS1891.4:2009	Pass	
12	Surfacemount Anchor Point	Safemaster	Main Roof	1/12/2005	17/06/2020	17/06/2021	AS1891.4:2009	Pass	

All inspections are conducted in accordance with current legislation. Equipment status is deemed at the time of inspection. Maintenance and use of the equipment must be conducted in accordance with the manufacturers and legislative requirements after inspection. Removing the installation sign/tag 'Void Warranty' for the system.

CERTIFICATE OF COMPLIANCE

31-33 Catalano Road, Canning Vale 6155
CALL US: (08) 6243 3111
EMAIL: inspections@safemaster.net.au

Client: Vicinity Centres

Job Ref: SM12182

Site: Dianella Plaza

Item No	Equipment Type& Description	Manufacturer/ Installer	Location	Commission Date	Insp Date	Next Insp Date	Complying Standards	Status	Comments
13	Surfacemount Anchor Point	Safemaster	Main Roof	1/12/2005	17/06/2020	17/06/2021	AS1891.4:2009	Pass	
14	Surfacemount Anchor Point	Safemaster	Main Roof	1/12/2005	17/06/2020	17/06/2021	AS1891.4:2009	Pass	
15	Surfacemount Anchor Point	Safemaster	Main Roof	1/12/2005	17/06/2020	17/06/2021	AS1891.4:2009	Pass	
16	Surfacemount Anchor Point	Safemaster	Main Roof	1/12/2005	17/06/2020	17/06/2021	AS1891.4:2009	Pass	
17	Surfacemount Anchor Point	Safemaster	Main Roof	1/12/2005	17/06/2020	17/06/2021	AS1891.4:2009	Pass	
18	Horizontal Static Line	Safemaster	Main Roof	1/04/2014	17/06/2020	17/06/2021	AS1891.4:2009	Pass	
19	Purlin Fix Anchor Point	Safemaster	Woolworths	1/04/2014	17/06/2020	17/06/2021	AS1891.4:2009	Pass	
20	Purlin Fix Anchor Point	Safemaster	Woolworths	1/04/2014	17/06/2020	17/06/2021	AS1891.4:2009	Pass	
21	Purlin Fix Anchor Point	Safemaster	Woolworths	1/04/2014	17/06/2020	17/06/2021	AS1891.4:2009	Pass	
22	Purlin Fix Anchor Point	Safemaster	Woolworths	1/04/2014	17/06/2020	17/06/2021	AS1891.4:2009	Pass	
23	Purlin Fix Anchor Point	Safemaster	Woolworths	1/04/2014	17/06/2020	17/06/2021	AS1891.4:2009	Pass	
24	Purlin Fix Anchor Point	Safemaster	Woolworths	1/04/2014	17/06/2020	17/06/2021	AS1891.4:2009	Pass	

All inspections are conducted in accordance with current legislation. Equipment status is deemed at the time of inspection. Maintenance and use of the equipment must be conducted in accordance with the manufacturers and legislative requirements after inspection. Removing the installation sign/tag 'Void Warranty' for the system.

CERTIFICATE OF COMPLIANCE

31-33 Catalano Road, Canning Vale 6155
CALL US: (08) 6243 3111
EMAIL: inspections@safemaster.net.au

Client: Vicinity Centres
Job Ref: SM12182
Site: Dianella Plaza

Item No	Equipment Type& Description	Manufacturer/ Installer	Location	Commission Date	Insp Date	Next Insp Date	Complying Standards	Status	Comments
25	Purlin Fix Anchor Point	Safemaster	Woolworths	1/04/2014	17/06/2020	17/06/2021	AS1891.4:2009	Pass	
26	Purlin Fix Anchor Point	Safemaster	Woolworths	1/04/2014	17/06/2020	17/06/2021	AS1891.4:2009	Pass	
27	Purlin Fix Anchor Point	Safemaster	Woolworths	1/04/2014	17/06/2020	17/06/2021	AS1891.4:2009	Pass	
28	Purlin Fix Anchor Point	Safemaster	Woolworths	1/04/2014	17/06/2020	17/06/2021	AS1891.4:2009	Pass	
29	Purlin Fix Anchor Point	Safemaster	Woolworths	1/04/2014	17/06/2020	17/06/2021	AS1891.4:2009	Pass	
30	Purlin Fix Anchor Point	Safemaster	Woolworths	1/04/2014	17/06/2020	17/06/2021	AS1891.4:2009	Pass	
31	Purlin Fix Anchor Point	Safemaster	Woolworths	1/04/2014	17/06/2020	17/06/2021	AS1891.4:2009	Pass	
32	Purlin Fix Anchor Point	Safemaster	Woolworths	1/04/2014	17/06/2020	17/06/2021	AS1891.4:2009	Pass	
33	Purlin Fix Anchor Point	Safemaster	Woolworths	1/04/2014	17/06/2020	17/06/2021	AS1891.4:2009	Pass	
34	Purlin Fix Anchor Point	Safemaster	Woolworths	1/04/2014	17/06/2020	17/06/2021	AS1891.4:2009	Pass	
35	Purlin Fix Anchor Point	Safemaster	Woolworths	1/04/2014	17/06/2020	17/06/2021	AS1891.4:2009	Pass	
36	Purlin Fix Anchor Point	Safemaster	Woolworths	1/04/2014	17/06/2020	17/06/2021	AS1891.4:2009	Pass	

All inspections are conducted in accordance with current legislation. Equipment status is deemed at the time of inspection. Maintenance and use of the equipment must be conducted in accordance with the manufacturers and legislative requirements after inspection. Removing the installation sign/tag 'Void Warranty' for the system.

CERTIFICATE OF COMPLIANCE

31-33 Catalano Road, Canning Vale 6155
CALL US: (08) 6243 3111
EMAIL: inspections@safemaster.net.au

Client: Vicinity Centres

Job Ref: SM12182

Site: Dianella Plaza

Item No	Equipment Type& Description	Manufacturer/ Installer	Location	Commission Date	Insp Date	Next Insp Date	Complying Standards	Status	Comments
37	Purlin Fix Anchor Point	Safemaster	Woolworths	1/04/2014	17/06/2020	17/06/2021	AS1891.4:2009	Pass	
38	Purlin Fix Anchor Point	Safemaster	Woolworths	1/04/2014	17/06/2020	17/06/2021	AS1891.4:2009	Pass	
39	Purlin Fix Anchor Point	Safemaster	Woolworths	1/04/2014	17/06/2020	17/06/2021	AS1891.4:2009	Pass	
40	Purlin Fix Anchor Point	Safemaster	Woolworths	1/04/2014	17/06/2020	17/06/2021	AS1891.4:2009	Pass	
41	Purlin Fix Anchor Point	Safemaster	Woolworths	1/04/2014	17/06/2020	17/06/2021	AS1891.4:2009	Pass	
42	Purlin Fix Anchor Point	Safemaster	Woolworths	1/04/2014	17/06/2020	17/06/2021	AS1891.4:2009	Pass	
43	Purlin Fix Anchor Point	Safemaster	Woolworths	1/04/2014	17/06/2020	17/06/2021	AS1891.4:2009	Pass	
44	Purlin Fix Anchor Point	Safemaster	Woolworths	1/04/2014	17/06/2020	17/06/2021	AS1891.4:2009	Pass	
45	Purlin Fix Anchor Point	Safemaster	L1	1/04/2014	17/06/2020	17/06/2021	AS1891.4:2009	Pass	
46	Purlin Fix Anchor Point	Safemaster	L1	1/04/2014	17/06/2020	17/06/2021	AS1891.4:2009	Pass	
47	Purlin Fix Anchor Point	Safemaster	L1	1/04/2014	17/06/2020	17/06/2021	AS1891.4:2009	Pass	
48	Permanent Incline Ladder (Alu) with Paraprt Crossover and Return Ladder	Safemaster	L1	1/04/2014	17/06/2020	17/06/2021	AS1891.4:2009	Pass	

All inspections are conducted in accordance with current legislation. Equipment status is deemed at the time of inspection. Maintenance and use of the equipment must be conducted in accordance with the manufacturers and legislative requirements after inspection. Removing the installation sign/tag 'Void Warranty' for the system.

CERTIFICATE OF COMPLIANCE

31-33 Catalano Road, Canning Vale 6155
CALL US: (08) 6243 3111
EMAIL: inspections@safemaster.net.au

Client: Vicinity Centres

Job Ref: SM12182

Site: Dianella Plaza

Item No	Equipment Type& Description	Manufacturer/ Installer	Location	Commission Date	Insp Date	Next Insp Date	Complying Standards	Status	Comments
49	Access Ladder (Al)	Safemaster	L1	19/03/2018	17/06/2020	17/06/2021	AS1657:2018	Pass	
50	Ladder access bracket	Safemaster	L1	19/03/2018	17/06/2020	17/06/2021	AS1891.4:2009	Pass	
51	Sign	Safemaster	L1	19/03/2018	17/06/2020	17/06/2021	AS1891.4:2009	Pass	
52	Anchor Strop	Safemaster	L1	19/03/2018	17/06/2020	17/06/2021	AS1891.4:2009	Pass	
53	Purlin Fix Anchor Point	Safemaster	L1	19/03/2018	17/06/2020	17/06/2021	AS1891.4:2009	Pass	
54	Purlin Fix Anchor Point	Safemaster	L2	1/04/2014	17/06/2020	17/06/2021	AS1891.4:2009	Pass	
55	Purlin Fix Anchor Point	Safemaster	L2	1/04/2014	17/06/2020	17/06/2021	AS1891.4:2009	Pass	
56	Purlin Fix Anchor Point	Safemaster	L2	1/04/2014	17/06/2020	17/06/2021	AS1891.4:2009	Pass	
57	Ladder Bracket	Safemaster	L2	1/04/2014	17/06/2020	17/06/2021	AS1891.4:2009	Pass	
58	Access Sign	Safemaster	L2	1/04/2014	17/06/2020	17/06/2021	AS1319:1994 AS1891.4-2009	Pass	
59	Access Ladder (Al)	Unknown	L3	19/03/2018	17/06/2020	17/06/2021	AS1657:2018	Pass	
60	Access Sign	Safemaster	L3	1/04/2014	17/06/2020	17/06/2021	AS1319:1994 AS1891.4-2009	Pass	

All inspections are conducted in accordance with current legislation. Equipment status is deemed at the time of inspection. Maintenance and use of the equipment must be conducted in accordance with the manufacturers and legislative requirements after inspection. Removing the installation sign/tag 'Void Warranty' for the system.

CERTIFICATE OF COMPLIANCE

31-33 Catalano Road, Canning Vale 6155
CALL US: (08) 6243 3111
EMAIL: inspections@safemaster.net.au

Client: Vicinity Centres

Job Ref: SM12182

Site: Dianella Plaza

Item No	Equipment Type& Description	Manufacturer/ Installer	Location	Commission Date	Insp Date	Next Insp Date	Complying Standards	Status	Comments
61	Roof Walkway	Unknown	L5	Unknown	17/06/2020	17/06/2021	AS1657:2018	Pass	
62	Steps	Unknown	L7	1/04/2014	17/06/2020	17/06/2021	AS1657:2018	Fail	Non-compliant
63	Purlin Fix Anchor Point	Safemaster	L8	19/03/2018	17/06/2020	17/06/2021	AS1891.4:2009	Pass	
64	Purlin Fix Anchor Point	Safemaster	L8	19/03/2018	17/06/2020	17/06/2021	AS1891.4:2009	Pass	
65	Purlin Fix Anchor Point	Safemaster	L8	19/03/2018	17/06/2020	17/06/2021	AS1891.4:2009	Pass	
66	Step over (Al)	Safemaster	L9	19/03/2018	17/06/2020	17/06/2021	AS1657:2018	Pass	
67	Step (Al)	Safemaster	L9	19/03/2018	17/06/2020	17/06/2021	AS1657:2018	Pass	
68	Step over (Al)	Safemaster	L14	19/03/2018	17/06/2020	17/06/2021	AS1657:2018	Pass	
69	Guardrail	Unknown	L20	Unknown	17/06/2020	17/06/2021	AS1657:2018	Pass	
70	Step over (Al)	Safemaster	L20	19/03/2018	17/06/2020	17/06/2021	AS1657:2018	Pass	
71	Access Ladder	Safemaster	L21	1/04/2014	17/06/2020	17/06/2021	AS1657:2018	Pass	Requires caps to sharp edges on bolts
72	Access Ladder	Safemaster	L22	1/04/2014	17/06/2020	17/06/2021	AS1657:2018	Pass	Requires caps to sharp edges on bolts

All inspections are conducted in accordance with current legislation. Equipment status is deemed at the time of inspection. Maintenance and use of the equipment must be conducted in accordance with the manufacturers and legislative requirements after inspection. Removing the installation sign/tag 'Void Warranty' for the system.

CERTIFICATE OF COMPLIANCE

31-33 Catalano Road, Canning Vale 6155
CALL US: (08) 6243 3111
EMAIL: inspections@safemaster.net.au

Client: Vicinity Centres

Job Ref: SM12182

Site: Dianella Plaza

Item No	Equipment Type& Description	Manufacturer/ Installer	Location	Commission Date	Insp Date	Next Insp Date	Complying Standards	Status	Comments
73	Access Ladder (Al) 3.5x0.6m	Safemaster	L23	12/01/2019	17/06/2020	17/06/2021	AS1657:2018	Pass	
74	Surfacemount Anchor Point	Safemaster	L23	19/03/2018	17/06/2020	17/06/2021	AS1891.4:2009	Pass	
75	Anchor Strop	Safemaster	L23	19/03/2018	17/06/2020	17/06/2021	AS1891.4:2009	Pass	
76	Access Ladder (Al) 2.5x0.7m	Safemaster	L23	12/01/2019	17/06/2020	17/06/2021	AS1657:2018	Pass	
77	Access Ladder	Unknown	L23	Unknown	17/06/2020	17/06/2021	AS1657:2018	Fail	Parapet platform too small, insufficeint landing at top of ladder
78	Sign-Harness Must Be Worn	Safemaster	L24	1/07/2018	17/06/2020	17/06/2021	AS1319:1994	Pass	
79	Sign-No Roof Access	Safemaster	L 25	1/07/2018	17/06/2020	17/06/2021	AS1319:1994	Pass	
80	Sign-No Roof Access	Safemaster	L 25	1/07/2018	17/06/2020	17/06/2021	AS1319:1994	Pass	
81	Anchor Point-Purlin Fix-15kN (LowPro)	Safemaster	L26	1/07/2018	17/06/2020	17/06/2021	AS1891.4:2009	Pass	
82	Anchor Point-Purlin Fix-15kN (LowPro)	Safemaster	L26	1/07/2018	17/06/2020	17/06/2021	AS1891.4:2009	Pass	
83	Step (Al)	Safemaster	L28	19/03/2018	17/06/2020	17/06/2021	AS1657:2018	Pass	
84	Sign-Fragile and Brittle Surface	Safemaster	L30	1/07/2018	17/06/2020	17/06/2021	AS1319:1994	Pass	

All inspections are conducted in accordance with current legislation. Equipment status is deemed at the time of inspection. Maintenance and use of the equipment must be conducted in accordance with the manufacturers and legislative requirements after inspection. Removing the installation sign/tag 'Void Warranty' for the system.

CERTIFICATE OF COMPLIANCE

31-33 Catalano Road, Canning Vale 6155
CALL US: (08) 6243 3111
EMAIL: inspections@safemaster.net.au

Client: Vicinity Centres

Job Ref: SM12182

Site: Dianella Plaza

Item No	Equipment Type& Description	Manufacturer/ Installer	Location	Commission Date	Insp Date	Next Insp Date	Complying Standards	Status	Comments
85	Sign-Fragile and Brittle Surface	Safemaster	L30	1/07/2018	17/06/2020	17/06/2021	AS1319:1994	Pass	
86	Sign-Fragile and Brittle Surface	Safemaster	L30	1/07/2018	17/06/2020	17/06/2021	AS1319:1994	Pass	
87	Sign-Fragile and Brittle Surface	Safemaster	L30	1/07/2018	17/06/2020	17/06/2021	AS1319:1994	Pass	
88	Anchor Point-Purlin Fix-15kN (LowPro)	Safemaster	L31	1/07/2018	17/06/2020	17/06/2021	AS1891.4:2009	Pass	
89	Anchor Point-Purlin Fix-15kN (LowPro)	Safemaster	L31	1/07/2018	17/06/2020	17/06/2021	AS1891.4:2009	Pass	
90	Anchor Point-Purlin Fix-15kN (LowPro)	Safemaster	L31	1/07/2018	17/06/2020	17/06/2021	AS1891.4:2009	Pass	
91	Anchor Point-Purlin Fix-15kN (LowPro)	Safemaster	L31	1/07/2018	17/06/2020	17/06/2021	AS1891.4:2009	Pass	
92	Permanent Step Ladder (Alu) with Top Platform	Safemaster	L32 Ground Level	1/07/2018	17/06/2020	17/06/2021	AS1657:2018	Pass	
93	Permanent Step Ladder (Alu)	Safemaster	L32 Mid Level	1/07/2018	17/06/2020	17/06/2021	AS1657:2018	Pass	
94	Roof Access Hatch	Safemaster	L32	1/07/2018	17/06/2020	17/06/2021	AS1657:2018	Pass	
95	Access Sign	RIS	L32	1/03/2011	17/06/2020	17/06/2021	AS1891.4:2009	N/A	Sign is redundant but left for original system information
96	Access Sign	Safemaster	L32	1/04/2016	17/06/2020	17/06/2021	AS1891.4:2009	Pass	

All inspections are conducted in accordance with current legislation. Equipment status is deemed at the time of inspection. Maintenance and use of the equipment must be conducted in accordance with the manufacturers and legislative requirements after inspection. Removing the installation sign/tag 'Void Warranty' for the system.

CERTIFICATE OF COMPLIANCE

31-33 Catalano Road, Canning Vale 6155
CALL US: (08) 6243 3111
EMAIL: inspections@safemaster.net.au

Client: Vicinity Centres

Job Ref: SM12182

Site: Dianella Plaza

Item No	Equipment Type& Description	Manufacturer/ Installer	Location	Commission Date	Insp Date	Next Insp Date	Complying Standards	Status	Comments
97	Sign-Harness Must Be Worn	Safemaster	L33	1/07/2018	17/06/2020	17/06/2021	AS1319:1994	Pass	
98	Steps	Unknown	L34	1/04/2014	17/06/2020	17/06/2021	AS1657:2018	Fail	Non-compliant
99	Steps	Unknown	L34	1/04/2014	17/06/2020	17/06/2021	AS1657:2018	Fail	Non-compliant
100	Steps	Unknown	L38	1/04/2014	17/06/2020	17/06/2021	AS1657:2013	Fail	Non-compliant
101	Access Ladder	Safemaster	L38	1/07/2018	17/06/2020	17/06/2021	AS1657:2018	Pass	
102	Anchor Point-Purlin Fix-15kN (LowPro)	Safemaster	L38	1/07/2018	17/06/2020	17/06/2021	AS1891.4:2009	Pass	
103	Ladder Bracket	Safemaster	L38	1/04/2014	17/06/2020	17/06/2021	AS1891.4:2009	Fail	Bottom landing required
104	Anchor Point-Purlin Fix-15kN (LowPro)	Safemaster	L38	1/04/2014	17/06/2020	17/06/2021	AS1891.4:2009	Pass	
105	Anchor Point-Purlin Fix-15kN (LowPro)	Safemaster	L38	1/04/2014	17/06/2020	17/06/2021	AS1891.4:2009	Pass	
106	Horizontal Static Line	Safemaster	L39	1/07/2018	17/06/2020	17/06/2021	AS1891.4:2009	Pass	
107	Access Ladder (Al)	Safemaster	L39	19/03/2018	17/06/2020	17/06/2021	AS1657:2018	Pass	
108	Sign-Fragile and Brittle Surface	Safemaster	L39	1/07/2018	17/06/2020	17/06/2021	AS1319:1994	Pass	

All inspections are conducted in accordance with current legislation. Equipment status is deemed at the time of inspection. Maintenance and use of the equipment must be conducted in accordance with the manufacturers and legislative requirements after inspection. Removing the installation sign/tag 'Void Warranty' for the system.

CERTIFICATE OF COMPLIANCE

31-33 Catalano Road, Canning Vale 6155
CALL US: (08) 6243 3111
EMAIL: inspections@safemaster.net.au

Client: Vicinity Centres

Job Ref: SM12182

Site: Dianella Plaza

Item No	Equipment Type& Description	Manufacturer/ Installer	Location	Commission Date	Insp Date	Next Insp Date	Complying Standards	Status	Comments
109	Sign-Fragile and Brittle Surface	Safemaster	L39	1/07/2018	17/06/2020	17/06/2021	AS1319:1994	Pass	
110	Sign-Fragile and Brittle Surface	Safemaster	L39	1/07/2018	17/06/2020	17/06/2021	AS1319:1994	Pass	
111	Permanent Step Ladder	Safemaster	L40	1/07/2018	17/06/2020	17/06/2021	AS1657:2018	Pass	
112	Stairs	Safemaster	L40	1/07/2018	17/06/2020	17/06/2021	AS1657:2018	Pass	
113	Sign-Fragile and Brittle Surface	Safemaster	L40	1/07/2018	17/06/2020	17/06/2021	AS1319:1994	Pass	
114	Sign-Fragile and Brittle Surface	Safemaster	L40	1/07/2018	17/06/2020	17/06/2021	AS1319:1994	Pass	
115	Sign-Fragile and Brittle Surface	Safemaster	L40	1/07/2018	17/06/2020	17/06/2021	AS1319:1994	Pass	
116	Sign-Fragile and Brittle Surface	Safemaster	L40	1/07/2018	17/06/2020	17/06/2021	AS1319:1994	Pass	
117	Sign-Fragile and Brittle Surface	Safemaster	L40	1/07/2018	17/06/2020	17/06/2021	AS1319:1994	Pass	
118	Steps	Safemaster	L41	1/04/2014	17/06/2020	17/06/2021	AS1657:2018	Pass	
119	Steps	Safemaster	L41	1/04/2014	17/06/2020	17/06/2021	AS1657:2018	Pass	
120	Step over (AI)	Safemaster	L41	19/03/2018	17/06/2020	17/06/2021	AS1657:2018	Pass	

All inspections are conducted in accordance with current legislation. Equipment status is deemed at the time of inspection. Maintenance and use of the equipment must be conducted in accordance with the manufacturers and legislative requirements after inspection. Removing the installation sign/tag 'Void Warranty' for the system.

CERTIFICATE OF COMPLIANCE

31-33 Catalano Road, Canning Vale 6155
CALL US: (08) 6243 3111
EMAIL: inspections@safemaster.net.au

Client: Vicinity Centres

Job Ref: SM12182

Site: Dianella Plaza

Item No	Equipment Type& Description	Manufacturer/ Installer	Location	Commission Date	Insp Date	Next Insp Date	Complying Standards	Status	Comments
121	Step over (AI)	Safemaster	L41	19/03/2018	17/06/2020	17/06/2021	AS1657:2018	Pass	
122	Access Ladder	Safemaster	L42	1/04/2014	17/06/2020	17/06/2021	AS1657:2018	Pass	
123	Guardrail	Safemaster	L42	1/04/2014	17/06/2020	17/06/2021	AS1657:2018	Pass	
124	Anchor Point-Purlin Fix-15kN (LowPro)	Safemaster	L43	1/07/2018	17/06/2020	17/06/2021	AS1891.4:2009	Pass	
125	Access Ladder	Safemaster	L44	1/04/2014	17/06/2020	17/06/2021	AS1657:2018	Pass	
126	Guardrail	Safemaster	L44	1/04/2014	17/06/2020	17/06/2021	AS1657:2018	Pass	
127	Access Ladder	Safemaster	L45	19/03/2018	17/06/2020	17/06/2021	AS1657:2018	Pass	
128	Purlin Fix Anchor Point	Safemaster	L45	19/03/2018	17/06/2020	17/06/2021	AS1891.4:2009	Pass	
129	Purlin Fix Anchor Point	Safemaster	L45	19/03/2018	17/06/2020	17/06/2021	AS1891.4:2009	Pass	
130	Guardrail (AI)	Safemaster	L45	19/03/2018	17/06/2020	17/06/2021	AS1657:2018	Pass	
131	Access Ladder	Safemaster	L46 Ground Level	1/07/2018	17/06/2020	17/06/2021	AS1657:2018	Pass	
132	Access Hatch	Workplace Access and Safety	L46	Unknown	17/06/2020	17/06/2021	AS1657:2018	Pass	

All inspections are conducted in accordance with current legislation. Equipment status is deemed at the time of inspection. Maintenance and use of the equipment must be conducted in accordance with the manufacturers and legislative requirements after inspection. Removing the installation sign/tag 'Void Warranty' for the system.

CERTIFICATE OF COMPLIANCE

31-33 Catalano Road, Canning Vale 6155
CALL US: (08) 6243 3111
EMAIL: inspections@safemaster.net.au

Client: Vicinity Centres

Job Ref: SM12182

Site: Dianella Plaza

Item No	Equipment Type& Description	Manufacturer/ Installer	Location	Commission Date	Insp Date	Next Insp Date	Complying Standards	Status	Comments
133	Guardrail	Workplace Access and Safety	L46	Unknown	17/06/2020	17/06/2021	AS1657:2018	Pass	
134	Access Ladder	Safemaster	L47	1/04/2014	17/06/2020	17/06/2021	AS1657:2018	Pass	
135	Guardrail	Unknown	L47	Unknown	17/06/2020	17/06/2021	AS1657:2018	Pass	
136	Step Ladder	Unknown	L48	Unknown	17/06/2020	17/06/2021	AS1657:2018	Pass	
137	Step Ladder	Unknown	L48	Unknown	17/06/2020	17/06/2021	AS1657:2018	Pass	
138	Step Ladder	Unknown	L48	Unknown	17/06/2020	17/06/2021	AS1657:2018	Pass	
139	Step Ladder	Unknown	L48	Unknown	17/06/2020	17/06/2021	AS1657:2018	Pass	
140	Anchor Point-Purlin Fix-15kN (LowPro)	Safemaster	L51	1/07/2018	17/06/2020	17/06/2021	AS1891.4:2009	Pass	
141	Anchor Point-Purlin Fix-15kN (LowPro)	Safemaster	L51	1/07/2018	17/06/2020	17/06/2021	AS1891.4:2009	Pass	
142	Anchor Point-Purlin Fix-15kN (LowPro)	Safemaster	L51	1/07/2018	17/06/2020	17/06/2021	AS1891.4:2009	Pass	
143	Anchor Point-Purlin Fix-15kN (LowPro)	Safemaster	L51	1/07/2018	17/06/2020	17/06/2021	AS1891.4:2009	Pass	
144	Anchor Point-Purlin Fix-15kN (LowPro)	Safemaster	L54	1/07/2018	17/06/2020	17/06/2021	AS1891.4:2009	Pass	

All inspections are conducted in accordance with current legislation. Equipment status is deemed at the time of inspection. Maintenance and use of the equipment must be conducted in accordance with the manufacturers and legislative requirements after inspection. Removing the installation sign/tag 'Void Warranty' for the system.

CERTIFICATE OF COMPLIANCE

31-33 Catalano Road, Canning Vale 6155
CALL US: (08) 6243 3111
EMAIL: inspections@safemaster.net.au

Client: Vicinity Centres

Job Ref: SM12182

Site: Dianella Plaza

Item No	Equipment Type& Description	Manufacturer/ Installer	Location	Commission Date	Insp Date	Next Insp Date	Complying Standards	Status	Comments
145	Sign-EWP Access Only	Safemaster	L52	1/07/2018	17/06/2020	17/06/2021	AS1319:1994	Pass	
146	Access Ladder	Unknown	L55	Unknown	17/06/2020	17/06/2021	AS1657:2018	Pass	
147	Wall Mountd Portable Ladder	Safemaster	L55	1/08/2018	17/06/2020	17/06/2021	AS1657:2018	Pass	
148	Purlin Fix Anchor Point	Safemaster	L56	1/04/2014	17/06/2020	17/06/2021	AS1891.4:2009	Pass	
149	Purlin Fix Anchor Point	Safemaster	L56	1/04/2014	17/06/2020	17/06/2021	AS1891.4:2009	Pass	
150	Ladder Bracket	Safemaster	L56	1/04/2014	17/06/2020	17/06/2021	AS1891.4:2009	Pass	
151	Access Sign	Safemaster	L56	1/04/2016	17/06/2020	17/06/2021	AS1319:1994 AS1891.4-2009	Pass	

AUTHORISED BY: Andrew Treen

DATE: 17-06-2020



SIGNATURE:





All inspections are conducted in accordance with current legislation. Equipment status is deemed at the time of inspection. Maintenance and use of the equipment must be conducted in accordance with the manufacturers and legislative requirements after inspection. Removing the installation sign/tag 'Void Warranty' for the system.

ADDITIONAL FINDINGS & RECOMMENDATIONS



Table below summarises additional findings and recommendations in support of the Roof Safety Report.

No	Photo of Hazard	Details of Hazard	Details of Risk	Existing/ Immediate Control Measure	Curren t Risk Level	Proposed Permanent Solution	Residu al Risk Assess ment	Details of Action Taken	Status	Reference
101	Building: General Stores Location Reference: L06 Task: Access to the roof									
		Cable tray installed over the walkway path	Trips, Slips and Falls	Awareness induction	Med	Supply step bridge including high visibility safety yellow nosing's	Low	Client advised	Outstanding	OH&S REGULATIONS 3.7 AS 1657-2018 3.1.4
102	Building: General Stores Location Reference: L13 Task: Access to the ladder									
		Cable tray installed over the walkway path	Trips, Slips and Falls	Awareness induction	Med	2x Supply step bridge including high visibility safety yellow nosing's	Low	Client advised	Outstanding	OH&S REGULATIONS 3.7 AS 1657-2018 3.1.4



Roof Safety Report for
Dianella Plaza, WA 6059

No	Photo of Hazard	Details of Hazard	Details of Risk	Existing/ Immediate Control Measure	Curren t Risk Level	Proposed Permanent Solution	Residu al Risk Assess ment	Details of Action Taken	Status	Reference
103	Building: General Stores Location Reference: L13 Task: Access to the roof									
		Walkway re-routed and not installed properly	Trips, Slips and Falls	Awareness induction	Med	Existing walkway to be re-installed	Low	Client advised	Outstanding	OH&S REGULATIONS 3.7 AS 1657-2018 3.3.4
104	Building: General Stores Location Reference: L22 Task: Access to the roof									
		Structural beam in the way to access ladder	Trips, Slips and Falls	Awareness induction	Med	High visibility safety yellow nosing's to be installed	Low	Client advised	Outstanding	OH&S REGULATIONS 3.7 & 3.11



Roof Safety Report for
Dianella Plaza, WA 6059

No	Photo of Hazard	Details of Hazard	Details of Risk	Existing/ Immediate Control Measure	Curren t Risk Level	Proposed Permanent Solution	Residu al Risk Assess ment	Details of Action Taken	Status	Reference
105	Building: General Stores Location Reference: L20 Task: Access to the roof									
		Gap between walkway and unit is greater than required maximum	Trips, Slips and Falls	Awareness induction	Med	3x Gaps to be closed	Low	Client advised	Outstanding	OH&S REGULATIONS 3.7 AS 1657-2018 3.2.3.4
106	Building: General Stores Location Reference: L32 Task: Access to the roof									
		Extendable stiles are broken	Trips, Slips and Falls	Awareness induction	Med	Extendable stiles to be replaced	Low	Client advised	Outstanding	OH&S REGULATIONS 3.7



Roof Safety Report for
Dianella Plaza, WA 6059

No	Photo of Hazard	Details of Hazard	Details of Risk	Existing/ Immediate Control Measure	Curren t Risk Level	Proposed Permanent Solution	Residu al Risk Assess ment	Details of Action Taken	Status	Reference
107	Building: General Stores Location Reference: L35 Task: Access to the roof									
		Walkway damaged	Trips, Slips and Falls	Awareness induction	Med	2 metre section of walkway to be replaced	Low	Client advised	Outsta nding	OH&S REGULATIONS 3.7
108	Building: General Stores Location Reference: L35 Task: Access to the roof									
		Cable tray installed over the walkway path	Trips, Slips and Falls	Awareness induction	Med	4x Supply step bridge including high visibility safety yellow nosing's	Low	Client advised	Outsta nding	OH&S REGULATIONS 3.7 AS 1657-2018 3.1.4



Roof Safety Report for
Dianella Plaza, WA 6059

No	Photo of Hazard	Details of Hazard	Details of Risk	Existing/ Immediate Control Measure	Curren t Risk Level	Proposed Permanent Solution	Residu al Risk Assess ment	Details of Action Taken	Status	Reference
109	Building: General Stores Location Reference: L38 Task: Access to the roof									
		Cable tray installed over the walkway path	Trips, Slips and Falls	Awareness induction	Med	Supply step bridge including high visibility safety yellow nosing's	Low	Client advised	Outstanding	OH&S REGULATIONS 3.7 AS 1657-2018 3.1.4
110	Building: General Stores Location Reference: L38 Task: Access to the A/c units									
		No safe access to the A/c units	Trips, Slips and Falls	Awareness induction	Low	Supply walkway to the A/c units	Low	Client advised	Outstanding	-



Roof Safety Report for
Dianella Plaza, WA 6059

No	Photo of Hazard	Details of Hazard	Details of Risk	Existing/ Immediate Control Measure	Curren t Risk Level	Proposed Permanent Solution	Residu al Risk Assess ment	Details of Action Taken	Status	Reference
111	Building: General Stores Location Reference: L41 Task: Access to the roof									
		Redundant step over is present	Trips, Slips and Falls	Awareness induction	Med	Step over to be removed and walkway section to be installed	Low	Client advised	Outstanding	OH&S REGULATIONS 3.7
112	Building: General Stores Location Reference: L41 Task: Access to the roof									
		Variation in height between walkway panels are greater than required maximum	Trips, Slips and Falls	Awareness induction	Med	High visibility safety yellow nosing's to be installed	Low	Client advised	Outstanding	OH&S REGULATIONS 3.7 AS 1657-2018 3.3.4

Roof Safety Report for
Dianella Plaza, WA 6059

No	Photo of Hazard	Details of Hazard	Details of Risk	Existing/ Immediate Control Measure	Curren t Risk Level	Proposed Permanent Solution	Residu al Risk Assess ment	Details of Action Taken	Status	Reference
113	Building: General Stores Location Reference: L40 Task: Access to the roof									
		Cable tray installed over the walkway path	Trips, Slips and Falls	Awareness induction	Med	Supply step bridge including high visibility safety yellow nosing's	Low	Client advised	Outstanding	OH&S REGULATIONS 3.7 AS 1657-2018 3.1.4
114	Building: General Stores Location Reference: L50 Task: Access to the roof									
		Variation in height between walkway panels are greater than required maximum	Trips, Slips and Falls	Awareness induction	Med	8 x High visibility safety yellow nosing's to be installed	Low	Client advised	Outstanding	OH&S REGULATIONS 3.7 AS 1657-2018 3.3.4

Roof Safety Report for
Dianella Plaza, WA 6059

No	Photo of Hazard	Details of Hazard	Details of Risk	Existing/ Immediate Control Measure	Curren t Risk Level	Proposed Permanent Solution	Residu al Risk Assess ment	Details of Action Taken	Status	Reference
115	Building: General Stores Location Reference: L54 Task: Access to the A/c unit									
		No safe access to the A/c units	Trips, Slips and Falls	Awareness induction	Low	Supply walkway to the A/c units	Low	Client advised	Outstanding	-
116	Building: General Stores Location Reference: L24 Task: Access to the roof									
		No safe access around A/c units	Trips, Slips and Falls	Awareness induction	High	Handrail to be installed	Low	Client advised	Outstanding	OH&S REGULATIONS 3.7 & 3.55 AS 1657-2018 4.4



Safemaster Safety Products

31-33 Catalano Road, Canning Vale WA 6155

PO Box 1373 Canning Vale WA 6970

Ph: (08) 6243 3111

Fax: (08) 9456 5014

Email: info@safemaster.net.au

Web: www.safemaster.net.au