



Roof Safety Report

Galleria, WA 6062

Prepared By: Safemaster Safety Products
Date: 08-09-2020

CONFIDENTIALITY/SECURITY

Information obtained from and about Galleria in the course of the roof safety systems inspections and recertification's will be treated as strictly confidential. This information will only be used in the compilation and presentation of this report to Galleria and not to any other source.

DISCLAIMER

Judgements as to the suitability of information herein for the client's purposes are necessarily the client's responsibility. This report does not constitute legal advice. Therefore, although reasonable care has been taken in the preparation of such information, Safemaster Safety Products extends no warranties, makes no representation and assumes no responsibility as to the accuracy or suitability of such information for application to the client's intended purposes or for consequences of its use.

CONTACT THE INSPECTOR

Should you have any difficulty in understanding anything outlined within this report then you should immediately contact the inspector and have the matter explained to you.
If you have any questions at all or require any clarification then contact the inspector prior to acting on this report.

The recertification report was carried out by:

Andrew Treen (Safemaster Safety Products)
33 Catalano Road, Canning Vale 6155
PH: (08) 6243 3111 EMAIL: inspections@safemaster.net.au

Signed for and on behalf of Safemaster Safety Products:



Andrew Treen (Recertification Technician)

CLIENT	BUILDINGS INSPECTED	SYSTEMS INSPECTED
Vicinity Centres - Galleria	Galleria	Signage Anchor Points Ladder Bracket Landings Hatch Guardrail Ladder Stair Static Line Mechanical Platform Roof Walkway A/C Safe Working Platform

DATE OF INSPECTION

08-09-2020

INSPECTION METHODOLOGY

The inspection has been carried out by Safemaster's team of competent inspectors trained in RIIWHS204D & PUAEQU001B to evaluate the roof safety system on Galleria buildings.

The inspection is based on:

- OSH Regs. 1996
- Managing the Risk of Falls at the Workplace
- AS/NZS 1891:2009 (Series)- Industrial Fall Arrest Systems and Devices
- AS/NZS 1319:1994 'Safety Signs for the Occupational Environment'
- AS1657:2018 'Fixed Platforms, Walkways, Stairways and Ladders- Design, Construction and Installation'

TESTING INSTRUMENT

Product: HILTI Tester



Inspection Log

CERTIFICATE OF COMPLIANCE

31-33 Catalano Road, Canning Vale 6155
CALL US: (08) 6243 3111
EMAIL: inspections@safemaster.net.au

INSPECTION LOG RECORD - INSTALLED SYSTEMS

Client: Vicinity Centres

Job Ref: SM12182

Site: Galleria

Item No	Equipment Type& Description	Manufacturer/ Installer	Location	Commission Date	Insp Date	Next Insp Date	Complying Standards	Status	Comments
1	Purlin Fix Anchor point	Safemaster	L1 - Cinema	1/04/2014	8/09/2020	8/09/2021	AS1891.4:2009	Pass	
2	Purlin Fix Anchor point	Safemaster	L1 - Cinema	1/04/2014	8/09/2020	8/09/2021	AS1891.4:2009	Pass	
3	Purlin Fix Anchor point	Safemaster	L1 - Cinema	1/04/2014	8/09/2020	8/09/2021	AS1891.4:2009	Pass	
4	Purlin Fix Anchor point	Safemaster	L1 - Cinema	1/04/2014	8/09/2020	8/09/2021	AS1891.4:2009	Pass	
5	Purlin Fix Anchor point	Safemaster	L1 - Cinema	1/04/2014	8/09/2020	8/09/2021	AS1891.4:2009	Pass	
6	Purlin Fix Anchor point	Safemaster	L1 - Cinema	1/04/2014	8/09/2020	8/09/2021	AS1891.4:2009	Pass	
7	Purlin Fix Anchor point	Safemaster	L1 - Cinema	1/04/2014	8/09/2020	8/09/2021	AS1891.4:2009	Pass	
8	Purlin Fix Anchor point	Safemaster	L1 - Cinema	1/04/2014	8/09/2020	8/09/2021	AS1891.4:2009	Pass	
9	Purlin Fix Anchor point	Safemaster	L1 - Cinema	1/04/2014	8/09/2020	8/09/2021	AS1891.4:2009	Pass	
10	Purlin Fix Anchor point	Safemaster	L1 - Cinema	1/04/2014	8/09/2020	8/09/2021	AS1891.4:2009	Pass	
11	Purlin Fix Anchor point	Safemaster	L1 - Cinema	1/04/2014	8/09/2020	8/09/2021	AS1891.4:2009	Pass	
12	Purlin Fix Anchor point	Safemaster	L1 - Cinema	1/04/2014	8/09/2020	8/09/2021	AS1891.4:2009	Pass	
13	Purlin Fix Anchor point	Safemaster	L1 - Cinema	1/04/2014	8/09/2020	8/09/2021	AS1891.4:2009	Pass	

All inspections are conducted in accordance with current legislation. Equipment status is deemed at the time of inspection. Maintenance and use of the equipment must be conducted in accordance with the manufacturers and legislative requirements after inspection. Removing the installation sign/tag 'Void Warranty' for the system.

CERTIFICATE OF COMPLIANCE

31-33 Catalano Road, Canning Vale 6155
CALL US: (08) 6243 3111
EMAIL: inspections@safemaster.net.au

INSPECTION LOG RECORD - INSTALLED SYSTEMS

Client: Vicinity Centres

Job Ref: SM12182

Site: Galleria

Item No	Equipment Type& Description	Manufacturer/ Installer	Location	Commission Date	Insp Date	Next Insp Date	Complying Standards	Status	Comments
14	Purlin Fix Anchor point	Safemaster	L1 - Cinema	1/04/2014	8/09/2020	8/09/2021	AS1891.4:2009	Pass	
15	Purlin Fix Anchor point	Safemaster	L1 - Cinema	1/04/2014	8/09/2020	8/09/2021	AS1891.4:2009	Pass	
16	Purlin Fix Anchor point	Safemaster	L1 - Cinema	1/04/2014	8/09/2020	8/09/2021	AS1891.4:2009	Pass	
17	Purlin Fix Anchor point	Safemaster	L1 - Cinema	1/04/2014	8/09/2020	8/09/2021	AS1891.4:2009	Pass	
18	Purlin Fix Anchor point	Safemaster	L1 - Cinema	1/04/2014	8/09/2020	8/09/2021	AS1891.4:2009	Pass	
19	Purlin Fix Anchor point	Safemaster	L1 - Cinema	1/04/2014	8/09/2020	8/09/2021	AS1891.4:2009	Pass	
20	Purlin Fix Anchor point	Sayfa / Access Infrastructure	L1 - Cinema	15/11/2011	8/09/2020	8/09/2021	AS1891.4:2009	Pass	
21	Purlin Fix Anchor point	Sayfa / Access Infrastructure	L1 - Cinema	15/11/2011	8/09/2020	8/09/2021	AS1891.4:2009	Pass	
22	Purlin Fix Anchor point	Sayfa / Access Infrastructure	L1 - Cinema	15/11/2011	8/09/2020	8/09/2021	AS1891.4:2009	Pass	
23	Purlin Fix Anchor point	Sayfa / Access Infrastructure	L1 - Cinema	15/11/2011	8/09/2020	8/09/2021	AS1891.4:2009	Pass	
24	Steel Step Ladder	Unknown	L1 - Ground Floor	Unknown	8/09/2020	8/09/2021	AS/NZS 1657:2018	Fail	
25	Roof Access Hatch	Unknown	L1	Unknown	8/09/2020	8/09/2021	AS/NZS 1657:2018	Fail	
26	Guardrail (Al)	Unknown	L1 - Roof Level	Unknown	8/09/2020	8/09/2021	AS/NZS 1657:2018	Fail	

All inspections are conducted in accordance with current legislation. Equipment status is deemed at the time of inspection. Maintenance and use of the equipment must be conducted in accordance with the manufacturers and legislative requirements after inspection. Removing the installation sign/tag 'Void Warranty' for the system.

CERTIFICATE OF COMPLIANCE

31-33 Catalano Road, Canning Vale 6155
CALL US: (08) 6243 3111
EMAIL: inspections@safemaster.net.au

INSPECTION LOG RECORD - INSTALLED SYSTEMS

Client: Vicinity Centres

Job Ref: SM12182

Site: Galleria

Item No	Equipment Type& Description	Manufacturer/ Installer	Location	Commission Date	Insp Date	Next Insp Date	Complying Standards	Status	Comments
27	Access Stair (Galv)	Unknown	L2	Unknown	8/09/2020	8/09/2021	AS/NZS 1657:2018	Fail	Not able to make it complaint
28	Access Ladder (Galv)	Unknown	L2	Unknown	8/09/2020	8/09/2021	AS/NZS 1657:2018	Fail	
29	Guardrail (Galv)	Unknown	L2	Unknown	8/09/2020	8/09/2021	AS/NZS 1657:2018	Fail	
30	Single step (Al)	Unknown	L3	Unknown	8/09/2020	8/09/2021	AS/NZS 1657:2018	Pass	
31	Access Stair (Al)	Unknown	L4	Unknown	8/09/2020	8/09/2021	AS/NZS 1657:2018	Fail	
32	Purlin Fix Anchor point	Safemaster	L4	1/04/2014	8/09/2020	8/09/2021	AS1891.4:2009	Pass	
33	Purlin Fix Anchor point	Safemaster	L4	1/04/2014	8/09/2020	8/09/2021	AS1891.4:2009	Pass	
34	Purlin Fix Anchor point	Safemaster	L4	1/04/2014	8/09/2020	8/09/2021	AS1891.4:2009	Pass	
35	Access Stair (Galv)	Unknown	L5	Unknown	8/09/2020	8/09/2021	AS/NZS 1657:2018	Fail	
36	Roof Access Hatch	Unknown	L5	Unknown	8/09/2020	8/09/2021	AS/NZS 1657-2018	N/A	Tagged as "Out of Service"
37	Purlin Fix Anchor point	Safemaster	L5	1/04/2014	8/09/2020	8/09/2021	AS1891.4:2009	Pass	
38	Purlin Fix Anchor point	Safemaster	L5	1/04/2014	8/09/2020	8/09/2021	AS1891.4:2009	Pass	
39	Purlin Fix Anchor point	Safemaster	L5	1/04/2014	8/09/2020	8/09/2021	AS1891.4:2009	Pass	

All inspections are conducted in accordance with current legislation. Equipment status is deemed at the time of inspection. Maintenance and use of the equipment must be conducted in accordance with the manufacturers and legislative requirements after inspection. Removing the installation sign/tag 'Void Warranty' for the system.

CERTIFICATE OF COMPLIANCE

31-33 Catalano Road, Canning Vale 6155
CALL US: (08) 6243 3111
EMAIL: inspections@safemaster.net.au

INSPECTION LOG RECORD - INSTALLED SYSTEMS

Client: Vicinity Centres

Job Ref: SM12182

Site: Galleria

Item No	Equipment Type& Description	Manufacturer/ Installer	Location	Commission Date	Insp Date	Next Insp Date	Complying Standards	Status	Comments
40	Purlin Fix Anchor point	Safemaster	L5	1/04/2014	8/09/2020	8/09/2021	AS1891.4:2009	Pass	
41	Purlin Fix Anchor point	Safemaster	L5	1/04/2014	8/09/2020	8/09/2021	AS1891.4:2009	Pass	
42	Anchor Point-Surface Mount-15kN	Safemaster	L5	1/02/2018	8/09/2020	8/09/2021	AS1891.4:2009	Pass	
43	Anchor Point-Surface Mount-15kN	Safemaster	L5	1/02/2018	8/09/2020	8/09/2021	AS1891.4:2009	Pass	
44	Anchor Point-Surface Mount-15kN	Safemaster	L5	1/02/2018	8/09/2020	8/09/2021	AS1891.4:2009	Pass	
45	Anchor Point-Surface Mount-15kN	Safemaster	L5	1/02/2018	8/09/2020	8/09/2021	AS1891.4:2009	Pass	
46	Anchor Point-Surface Mount-15kN	Safemaster	L5	1/02/2018	8/09/2020	8/09/2021	AS1891.4:2009	Pass	
47	Ladder Access Bracket	Unknown	L6	Unknown	8/09/2020	8/09/2021	AS/NZS 1891.4	Pass	
48	Access Strop	Safemaster	L6	1/02/2018	8/09/2020	8/09/2021	AS1891.4:2009	Pass	
49	Purlin Fix Anchor point	Safemaster	L6	1/04/2014	8/09/2020	8/09/2021	AS1891.4:2009	Pass	
50	Purlin Fix Anchor point	Safemaster	L6	1/04/2014	8/09/2020	8/09/2021	AS1891.4:2009	Pass	
51	Purlin Fix Anchor point	Safemaster	L6	1/04/2014	8/09/2020	8/09/2021	AS1891.4:2009	Pass	
52	Access Strop	Safemaster	L6	1/02/2018	8/09/2020	8/09/2021	AS1891.4:2009	Pass	

All inspections are conducted in accordance with current legislation. Equipment status is deemed at the time of inspection. Maintenance and use of the equipment must be conducted in accordance with the manufacturers and legislative requirements after inspection. Removing the installation sign/tag 'Void Warranty' for the system.

CERTIFICATE OF COMPLIANCE

31-33 Catalano Road, Canning Vale 6155
CALL US: (08) 6243 3111
EMAIL: inspections@safemaster.net.au

INSPECTION LOG RECORD - INSTALLED SYSTEMS

Client: Vicinity Centres

Job Ref: SM12182

Site: Galleria

Item No	Equipment Type& Description	Manufacturer/ Installer	Location	Commission Date	Insp Date	Next Insp Date	Complying Standards	Status	Comments
53	Anchor Point-Surface Mount-15kN	Unknown	L6	Unknown	8/09/2020	8/09/2021	AS1891.4:2009	Pass	
54	Anchor Point-Surface Mount-15kN	Unknown	L6	Unknown	8/09/2020	8/09/2021	AS1891.4:2009	Pass	
55	Anchor Point-Surface Mount-15kN	Unknown	L6	Unknown	8/09/2020	8/09/2021	AS1891.4:2009	Pass	
56	Anchor Point-Surface Mount-15kN	Unknown	L6	Unknown	8/09/2020	8/09/2021	AS1891.4:2009	Pass	
57	Anchor Point-Purlin Fix-21kN	Safemaster	L7	1/04/2014	8/09/2020	8/09/2021	AS1891.4:2009	Pass	
58	Anchor Point-Purlin Fix-21kN	Safemaster	L7	1/04/2014	8/09/2020	8/09/2021	AS1891.4:2009	Pass	
59	Anchor Point-Purlin Fix-15kN (LowPro)	Safemaster	L7	1/02/2018	8/09/2020	8/09/2021	AS1891.4:2009	Pass	
60	Handrail (Al)	Unknown	L7	Unknown	8/09/2020	8/09/2021	AS/NZS 1657-2018	Pass	
61	Anchor Point-Purlin Fix-21kN	Safemaster	L8	1/04/2014	8/09/2020	8/09/2021	AS1891.4:2009	Pass	
62	Anchor Point-Purlin Fix-21kN	Safemaster	L8	1/04/2014	8/09/2020	8/09/2021	AS1891.4:2009	Pass	
63	Guardrail (Al)	Safemaster	L8	1/02/2018	8/09/2020	8/09/2021	AS/NZS 1657-2018	Pass	
64	Anchor Point-Purlin Fix-15kN (LowPro)	Safemaster	L9	1/02/2018	8/09/2020	8/09/2021	AS1891.4:2009	Pass	
65	Anchor Point-Purlin Fix-15kN (LowPro)	Safemaster	L9	1/02/2018	8/09/2020	8/09/2021	AS1891.4:2009	Pass	

All inspections are conducted in accordance with current legislation. Equipment status is deemed at the time of inspection. Maintenance and use of the equipment must be conducted in accordance with the manufacturers and legislative requirements after inspection. Removing the installation sign/tag 'Void Warranty' for the system.

CERTIFICATE OF COMPLIANCE

31-33 Catalano Road, Canning Vale 6155
CALL US: (08) 6243 3111
EMAIL: inspections@safemaster.net.au

INSPECTION LOG RECORD - INSTALLED SYSTEMS

Client: Vicinity Centres

Job Ref: SM12182

Site: Galleria

Item No	Equipment Type& Description	Manufacturer/ Installer	Location	Commission Date	Insp Date	Next Insp Date	Complying Standards	Status	Comments
66	Anchor Point-Purlin Fix-15kN (LowPro)	Safemaster	L9	1/02/2018	8/09/2020	8/09/2021	AS1891.4:2009	Pass	
67	Handrail (AI)	Unknown	L9	Unknown	8/09/2020	8/09/2021	AS/NZS 1657-2018	Pass	
68	Anchor Point-Purlin Fix-21kN	Safemaster	L10	1/04/2014	8/09/2020	8/09/2021	AS1891.4:2009	Pass	
69	Anchor Point-Purlin Fix-21kN	Safemaster	L10	1/04/2014	8/09/2020	8/09/2021	AS1891.4:2009	Pass	
70	Access Ladder (AI)	Unknown	L11	Unknown	8/09/2020	8/09/2021	AS/NZS 1657-2018	Fail	
71	Access Ladder (AI)	Unknown	L12	Unknown	8/09/2020	8/09/2021	AS/NZS 1657-2018	Pass	
72	Anchor Point-Purlin Fix-21kN	Safemaster	L12	1/04/2014	8/09/2020	8/09/2021	AS1891.4:2009	Pass	
73	Anchor Point-Purlin Fix-21kN	Safemaster	L12	1/04/2014	8/09/2020	8/09/2021	AS1891.4:2009	Pass	
74	Anchor Point-Purlin Fix-21kN	Safemaster	L12	1/04/2014	8/09/2020	8/09/2021	AS1891.4:2009	Pass	
75	Anchor Point-Purlin Fix-21kN	Safemaster	L12	1/04/2014	8/09/2020	8/09/2021	AS1891.4:2009	Pass	
76	Anchor Point-Purlin Fix-21kN	Safemaster	L12	1/04/2014	8/09/2020	8/09/2021	AS1891.4:2009	Pass	
77	Anchor Point-Purlin Fix-21kN	Safemaster	L12	1/04/2014	8/09/2020	8/09/2021	AS1891.4:2009	Pass	
78	Anchor Point-Purlin Fix-21kN	Safemaster	L12	1/04/2014	8/09/2020	8/09/2021	AS1891.4:2009	Pass	

All inspections are conducted in accordance with current legislation. Equipment status is deemed at the time of inspection. Maintenance and use of the equipment must be conducted in accordance with the manufacturers and legislative requirements after inspection. Removing the installation sign/tag 'Void Warranty' for the system.

CERTIFICATE OF COMPLIANCE

31-33 Catalano Road, Canning Vale 6155
CALL US: (08) 6243 3111
EMAIL: inspections@safemaster.net.au

INSPECTION LOG RECORD - INSTALLED SYSTEMS

Client: Vicinity Centres

Job Ref: SM12182

Site: Galleria

Item No	Equipment Type& Description	Manufacturer/ Installer	Location	Commission Date	Insp Date	Next Insp Date	Complying Standards	Status	Comments
79	Anchor Point-Purlin Fix-21kN	Safemaster	L12	1/04/2014	8/09/2020	8/09/2021	AS1891.4:2009	Fail	Anchor stem is bent
80	Access Ladder (Al)	Unknown	L13	Unknown	8/09/2020	8/09/2021	AS/NZS 1657-2018	Fail	
81	Access Ladder (Steel)	Unknown	L13	Unknown	8/09/2020	8/09/2021	AS/NZS 1657-2018	Fail	
82	Anchor Point-Purlin Fix-15kN (LowPro)	Safemaster	L13	1/02/2018	8/09/2020	8/09/2021	AS1891.4:2009	Pass	
83	Anchor Point-Purlin Fix-21kN	Safemaster	L13	1/04/2014	8/09/2020	8/09/2021	AS1891.4:2009	Pass	
84	Anchor Point-Purlin Fix-15kN (LowPro)	Safemaster	L13	1/02/2018	8/09/2020	8/09/2021	AS1891.4:2009	Pass	
85	Anchor Point-Purlin Fix-15kN (LowPro)	Safemaster	L13	1/02/2018	8/09/2020	8/09/2021	AS1891.4:2009	Pass	
86	Anchor Point-Purlin Fix-21kN	Safemaster	L13	1/04/2014	8/09/2020	8/09/2021	AS1891.4:2009	Pass	
87	Anchor Point-Purlin Fix-15kN (LowPro)	Safemaster	L13	1/02/2018	8/09/2020	8/09/2021	AS1891.4:2009	Pass	
88	Anchor Point-Purlin Fix-21kN	Safemaster	L14	1/04/2014	8/09/2020	8/09/2021	AS1891.4:2009	Pass	
89	Anchor Point-Purlin Fix-21kN	Safemaster	L14	1/04/2014	8/09/2020	8/09/2021	AS1891.4:2009	Pass	
90	Anchor Point-Purlin Fix-21kN	Safemaster	L14	1/04/2014	8/09/2020	8/09/2021	AS1891.4:2009	Pass	
91	Anchor Point-Purlin Fix-21kN	Safemaster	L14	1/04/2014	8/09/2020	8/09/2021	AS1891.4:2009	Pass	

All inspections are conducted in accordance with current legislation. Equipment status is deemed at the time of inspection. Maintenance and use of the equipment must be conducted in accordance with the manufacturers and legislative requirements after inspection. Removing the installation sign/tag 'Void Warranty' for the system.

CERTIFICATE OF COMPLIANCE

31-33 Catalano Road, Canning Vale 6155
CALL US: (08) 6243 3111
EMAIL: inspections@safemaster.net.au

INSPECTION LOG RECORD - INSTALLED SYSTEMS

Client: Vicinity Centres

Job Ref: SM12182

Site: Galleria

Item No	Equipment Type& Description	Manufacturer/ Installer	Location	Commission Date	Insp Date	Next Insp Date	Complying Standards	Status	Comments
92	Anchor Point-Purlin Fix-21kN	Safemaster	L14	1/04/2014	8/09/2020	8/09/2021	AS1891.4:2009	Pass	
93	Anchor Point-Purlin Fix-21kN	Safemaster	L14	1/04/2014	8/09/2020	8/09/2021	AS1891.4:2009	Pass	
94	Anchor Point-Purlin Fix-21kN	Safemaster	L14	1/04/2014	8/09/2020	8/09/2021	AS1891.4:2009	Pass	
95	Anchor Point-Purlin Fix-21kN	Safemaster	L14	1/04/2014	8/09/2020	8/09/2021	AS1891.4:2009	Pass	
96	Anchor Point-Purlin Fix-21kN	Safemaster	L14	1/04/2014	8/09/2020	8/09/2021	AS1891.4:2009	Pass	
97	Access Ladder (Al)	Unknown	L15	Unknown	8/09/2020	8/09/2021	AS/NZS 1657-2018	Fail	
98	Anchor Point-Purlin Fix-15kN (LowPro)	Safemaster	L15	1/02/2018	8/09/2020	8/09/2021	AS1891.4:2009	Pass	
99	Anchor Point-Purlin Fix-15kN (LowPro)	Safemaster	L15	1/02/2018	8/09/2020	8/09/2021	AS1891.4:2009	Pass	
100	Anchor Point-Surface Mount-15kN	Safemaster	L15	1/02/2018	8/09/2020	8/09/2021	AS1891.4:2009	Pass	
101	Anchor Point-Surface Mount-15kN	Safemaster	L15	1/02/2018	8/09/2020	8/09/2021	AS1891.4:2009	Pass	
102	Anchor Point-Surface Mount-15kN	Safemaster	L15	1/02/2018	8/09/2020	8/09/2021	AS1891.4:2009	Pass	
103	Anchor Point-Purlin Fix-21kN	Safemaster	L16	1/04/2014	8/09/2020	8/09/2021	AS1891.4:2009	Pass	
104	Anchor Point-Purlin Fix-21kN	Safemaster	L16	1/04/2014	8/09/2020	8/09/2021	AS1891.4:2009	Pass	

All inspections are conducted in accordance with current legislation. Equipment status is deemed at the time of inspection. Maintenance and use of the equipment must be conducted in accordance with the manufacturers and legislative requirements after inspection. Removing the installation sign/tag 'Void Warranty' for the system.

CERTIFICATE OF COMPLIANCE

31-33 Catalano Road, Canning Vale 6155
CALL US: (08) 6243 3111
EMAIL: inspections@safemaster.net.au

INSPECTION LOG RECORD - INSTALLED SYSTEMS

Client: Vicinity Centres

Job Ref: SM12182

Site: Galleria

Item No	Equipment Type& Description	Manufacturer/ Installer	Location	Commission Date	Insp Date	Next Insp Date	Complying Standards	Status	Comments
105	Anchor Point-Purlin Fix-15kN (LowPro)	Safemaster	L16	1/02/2018	8/09/2020	8/09/2021	AS1891.4:2009	Pass	
106	Anchor Point-Purlin Fix-15kN (LowPro)	Safemaster	L16	1/02/2018	8/09/2020	8/09/2021	AS1891.4:2009	Pass	
107	Anchor Point-Purlin Fix-15kN (LowPro)	Safemaster	L16	1/02/2018	8/09/2020	8/09/2021	AS1891.4:2009	Pass	
108	Handrail (Al)	Unknown	L9	Unknown	8/09/2020	8/09/2021	AS/NZS 1657-2018	Pass	
109	Access Ladder (Al)	Unknown	L17	Unknown	8/09/2020	8/09/2021	AS/NZS 1657-2018	Fail	
110	Guardrail (Al)	Unknown	L20	Unknown	8/09/2020	8/09/2021	AS/NZS 1657-2018	Pass	
111	Anchor Point-Surface Mount-15kN	Unknown	L24	Unknown	8/09/2020	8/09/2021	AS1891.4:2009	Pass	
112	Anchor Point-Surface Mount-15kN	Unknown	L24	Unknown	8/09/2020	8/09/2021	AS1891.4:2009	Pass	
113	Anchor Point-Surface Mount-15kN	Unknown	L24	Unknown	8/09/2020	8/09/2021	AS1891.4:2009	Pass	
114	Anchor Point-Surface Mount-15kN	Unknown	L24	Unknown	8/09/2020	8/09/2021	AS1891.4:2009	Pass	
115	Anchor Point-Surface Mount-15kN	Safemaster	L26	1/02/2018	8/09/2020	8/09/2021	AS1891.4:2009	Pass	
116	Guardrail (Al)	Safemaster	L26	Unknown	8/09/2020	8/09/2021	AS/NZS 1657-2018	Pass	
117	Handrail (Al)	Unknown	L26	Unknown	8/09/2020	8/09/2021	AS/NZS 1657-2018	Pass	

All inspections are conducted in accordance with current legislation. Equipment status is deemed at the time of inspection. Maintenance and use of the equipment must be conducted in accordance with the manufacturers and legislative requirements after inspection. Removing the installation sign/tag 'Void Warranty' for the system.

CERTIFICATE OF COMPLIANCE

31-33 Catalano Road, Canning Vale 6155
CALL US: (08) 6243 3111
EMAIL: inspections@safemaster.net.au

INSPECTION LOG RECORD - INSTALLED SYSTEMS

Client: Vicinity Centres

Job Ref: SM12182

Site: Galleria

Item No	Equipment Type& Description	Manufacturer/ Installer	Location	Commission Date	Insp Date	Next Insp Date	Complying Standards	Status	Comments
118	Anchor Point-Surface Mount-15kN	Safemaster	L28	1/02/2018	8/09/2020	8/09/2021	AS1891.4:2009	Pass	
119	Anchor Point-Surface Mount-15kN	Safemaster	L29	1/02/2018	8/09/2020	8/09/2021	AS1891.4:2009	Pass	
120	Anchor Point-Surface Mount-15kN	Safemaster	L29	1/02/2018	8/09/2020	8/09/2021	AS1891.4:2009	Pass	
121	Anchor Point-Surface Mount-15kN	Safemaster	L29	1/02/2018	8/09/2020	8/09/2021	AS1891.4:2009	Pass	
122	Access Stair (AI)	Unknown	L30	Unknown	8/09/2020	8/09/2021	AS/NZS 1657-2018	Fail	Requires guardrail to both sides
123	Access Stair (AI)	Unknown	L31	Unknown	8/09/2020	8/09/2021	AS/NZS 1657-2018	Fail	Requires guardrail to both sides
124	Access Stair (AI)	Unknown	L32	Unknown	8/09/2020	8/09/2021	AS/NZS 1657-2018	Fail	Requires guardrail to both sides
125	Access Stair (AI)	Unknown	L32	Unknown	8/09/2020	8/09/2021	AS/NZS 1657-2018	Fail	Requires guardrail to both sides
126	Purlin Fix Anchor point	Safemaster	L32	1/04/2014	8/09/2020	8/09/2021	AS1891.4:2009	Pass	
127	Purlin Fix Anchor point	Safemaster	L32	1/04/2014	8/09/2020	8/09/2021	AS1891.4:2009	Pass	
128	Purlin Fix Anchor point	Safemaster	L32	1/04/2014	8/09/2020	8/09/2021	AS1891.4:2009	Pass	
129	Purlin Fix Anchor point	Safemaster	L32	1/04/2014	8/09/2020	8/09/2021	AS1891.4:2009	Pass	
130	Purlin Fix Anchor point	Safemaster	L33	1/04/2014	8/09/2020	8/09/2021	AS1891.4:2009	Pass	

All inspections are conducted in accordance with current legislation. Equipment status is deemed at the time of inspection. Maintenance and use of the equipment must be conducted in accordance with the manufacturers and legislative requirements after inspection. Removing the installation sign/tag 'Void Warranty' for the system.

CERTIFICATE OF COMPLIANCE

31-33 Catalano Road, Canning Vale 6155
CALL US: (08) 6243 3111
EMAIL: inspections@safemaster.net.au

INSPECTION LOG RECORD - INSTALLED SYSTEMS

Client: Vicinity Centres

Job Ref: SM12182

Site: Galleria

Item No	Equipment Type& Description	Manufacturer/ Installer	Location	Commission Date	Insp Date	Next Insp Date	Complying Standards	Status	Comments
131	Purlin Fix Anchor point	Safemaster	L33	1/04/2014	8/09/2020	8/09/2021	AS1891.4:2009	Pass	
132	Purlin Fix Anchor point	Safemaster	L33	1/04/2014	8/09/2020	8/09/2021	AS1891.4:2009	Pass	
133	Purlin Fix Anchor point	Safemaster	L33	1/04/2014	8/09/2020	8/09/2021	AS1891.4:2009	Pass	
134	Access Stair (AI)	Unknown	L33	Unknown	8/09/2020	8/09/2021	AS/NZS 1657-2018	Fail	Requires guardrail to both sides
135	Access Stair (AI)	Unknown	L33	Unknown	8/09/2020	8/09/2021	AS/NZS 1657-2018	Fail	Requires guardrail to both sides
136	Access Ladder (AI)	Unknown	L34	Unknown	8/09/2020	8/09/2021	AS/NZS 1657-2018	Fail	Top landing not level with rung
137	Anchor Point-Surface Mount-15kN	Unknown	L35	Unknown	8/09/2020	8/09/2021	AS1891.4:2009	Pass	
138	Anchor Point-Surface Mount-15kN	Unknown	L35	Unknown	8/09/2020	8/09/2021	AS1891.4:2009	Pass	
139	Sign-Fragile and Brittle Surface	Safemaster	L35	1/02/2018	8/09/2020	8/09/2021	AS/NZS 1319:1994	Pass	
140	Sign-Fragile and Brittle Surface	Safemaster	L35	1/02/2018	8/09/2020	8/09/2021	AS/NZS 1319:1994	Pass	
141	Sign-Fragile and Brittle Surface	Safemaster	L35	1/02/2018	8/09/2020	8/09/2021	AS/NZS 1319:1994	Pass	
142	Anchor Point-Purlin Fix-21kN	Safemaster	L35 - 40	1/04/2014	8/09/2020	8/09/2021	AS1891.4:2009	Pass	Two man required
143	Anchor Point-Purlin Fix-21kN	Safemaster	L35 - 40	1/04/2014	8/09/2020	8/09/2021	AS1891.4:2009	Pass	Two man required

All inspections are conducted in accordance with current legislation. Equipment status is deemed at the time of inspection. Maintenance and use of the equipment must be conducted in accordance with the manufacturers and legislative requirements after inspection. Removing the installation sign/tag 'Void Warranty' for the system.

CERTIFICATE OF COMPLIANCE

31-33 Catalano Road, Canning Vale 6155
CALL US: (08) 6243 3111
EMAIL: inspections@safemaster.net.au

INSPECTION LOG RECORD - INSTALLED SYSTEMS

Client: Vicinity Centres

Job Ref: SM12182

Site: Galleria

Item No	Equipment Type& Description	Manufacturer/ Installer	Location	Commission Date	Insp Date	Next Insp Date	Complying Standards	Status	Comments
144	Anchor Point-Purlin Fix-21kN	Safemaster	L35 - 40	1/04/2014	8/09/2020	8/09/2021	AS1891.4:2009	Pass	Two man required
145	Anchor Point-Purlin Fix-21kN	Safemaster	L35 - 40	1/04/2014	8/09/2020	8/09/2021	AS1891.4:2009	Pass	Two man required
146	Anchor Point-Purlin Fix-21kN	Safemaster	L35 - 40	1/04/2014	8/09/2020	8/09/2021	AS1891.4:2009	Pass	Two man required
147	Anchor Point-Purlin Fix-21kN	Safemaster	L35 - 40	1/04/2014	8/09/2020	8/09/2021	AS1891.4:2009	Pass	Two man required
148	Anchor Point-Purlin Fix-21kN	Safemaster	L35 - 40	1/04/2014	8/09/2020	8/09/2021	AS1891.4:2009	Pass	Two man required
149	Anchor Point-Purlin Fix-21kN	Safemaster	L35 - 40	1/04/2014	8/09/2020	8/09/2021	AS1891.4:2009	Pass	Two man required
150	Anchor Point-Purlin Fix-21kN	Safemaster	L35 - 40	1/04/2014	8/09/2020	8/09/2021	AS1891.4:2009	Pass	Two man required
151	Anchor Point-Purlin Fix-15kN (LowPro)	Safemaster	L35 - 40	1/02/2018	8/09/2020	8/09/2021	AS1891.4:2009	Pass	Two man required
152	Anchor Point-Purlin Fix-21kN	Safemaster	L35 - 40	1/04/2014	8/09/2020	8/09/2021	AS1891.4:2009	Pass	Two man required
153	Anchor Point-Purlin Fix-21kN	Safemaster	L35 - 40	1/04/2014	8/09/2020	8/09/2021	AS1891.4:2009	Pass	Two man required
154	Anchor Point-Purlin Fix-21kN	Safemaster	L35 - 40	1/04/2014	8/09/2020	8/09/2021	AS1891.4:2009	Pass	Two man required
155	Anchor Point-Purlin Fix-21kN	Safemaster	L35 - 40	1/04/2014	8/09/2020	8/09/2021	AS1891.4:2009	Pass	Two man required
156	Anchor Point-Purlin Fix-21kN	Safemaster	L35 - 40	1/04/2014	8/09/2020	8/09/2021	AS1891.4:2009	Pass	Two man required

All inspections are conducted in accordance with current legislation. Equipment status is deemed at the time of inspection. Maintenance and use of the equipment must be conducted in accordance with the manufacturers and legislative requirements after inspection. Removing the installation sign/tag 'Void Warranty' for the system.

CERTIFICATE OF COMPLIANCE

31-33 Catalano Road, Canning Vale 6155
CALL US: (08) 6243 3111
EMAIL: inspections@safemaster.net.au

INSPECTION LOG RECORD - INSTALLED SYSTEMS

Client: Vicinity Centres

Job Ref: SM12182

Site: Galleria

Item No	Equipment Type& Description	Manufacturer/ Installer	Location	Commission Date	Insp Date	Next Insp Date	Complying Standards	Status	Comments
157	Anchor Point-Purlin Fix-21kN	Safemaster	L35 - 40	1/04/2014	8/09/2020	8/09/2021	AS1891.4:2009	Pass	Two man required
158	Anchor Point-Purlin Fix-21kN	Safemaster	L35 - 40	1/04/2014	8/09/2020	8/09/2021	AS1891.4:2009	Pass	Two man required
159	Anchor Point-Purlin Fix-21kN	Safemaster	L35 - 40	1/04/2014	8/09/2020	8/09/2021	AS1891.4:2009	Pass	Two man required
160	Anchor Point-Purlin Fix-21kN	Safemaster	L35 - 40	1/04/2014	8/09/2020	8/09/2021	AS1891.4:2009	Pass	Two man required
161	Anchor Point-Purlin Fix-21kN	Safemaster	L35 - 40	1/04/2014	8/09/2020	8/09/2021	AS1891.4:2009	Pass	Two man required
162	Anchor Point-Purlin Fix-21kN	Safemaster	L35 - 40	1/04/2014	8/09/2020	8/09/2021	AS1891.4:2009	Pass	Two man required
163	Anchor Point-Purlin Fix-21kN	Safemaster	L35 - 40	1/04/2014	8/09/2020	8/09/2021	AS1891.4:2009	Pass	Two man required
164	Anchor Point-Purlin Fix-21kN	Safemaster	L35 - 40	1/04/2014	8/09/2020	8/09/2021	AS1891.4:2009	Pass	Two man required
165	Anchor Point-Purlin Fix-21kN	Safemaster	L35 - 40	1/04/2014	8/09/2020	8/09/2021	AS1891.4:2009	Pass	Two man required
166	Anchor Point-Purlin Fix-21kN	Safemaster	L35 - 40	1/04/2014	8/09/2020	8/09/2021	AS1891.4:2009	Pass	Two man required
167	Anchor Point-Purlin Fix-21kN	Safemaster	L35 - 40	1/04/2014	8/09/2020	8/09/2021	AS1891.4:2009	Pass	Two man required
168	Anchor Point-Purlin Fix-21kN	Safemaster	L35 - 40	1/04/2014	8/09/2020	8/09/2021	AS1891.4:2009	Pass	Two man required
169	Anchor Point-Purlin Fix-21kN	Safemaster	L35 - 40	1/04/2014	8/09/2020	8/09/2021	AS1891.4:2009	Pass	Two man required

All inspections are conducted in accordance with current legislation. Equipment status is deemed at the time of inspection. Maintenance and use of the equipment must be conducted in accordance with the manufacturers and legislative requirements after inspection. Removing the installation sign/tag 'Void Warranty' for the system.

CERTIFICATE OF COMPLIANCE

31-33 Catalano Road, Canning Vale 6155
CALL US: (08) 6243 3111
EMAIL: inspections@safemaster.net.au

INSPECTION LOG RECORD - INSTALLED SYSTEMS

Client: Vicinity Centres

Job Ref: SM12182

Site: Galleria

Item No	Equipment Type& Description	Manufacturer/ Installer	Location	Commission Date	Insp Date	Next Insp Date	Complying Standards	Status	Comments
170	Anchor Point-Purlin Fix-21kN	Safemaster	L35 - 40	1/04/2014	8/09/2020	8/09/2021	AS1891.4:2009	Pass	Two man required
171	Anchor Point-Purlin Fix-21kN	Safemaster	L35 - 40	1/04/2014	8/09/2020	8/09/2021	AS1891.4:2009	Pass	Two man required
172	Anchor Point-Purlin Fix-21kN	Safemaster	L35 - 40	1/04/2014	8/09/2020	8/09/2021	AS1891.4:2009	Pass	Two man required
173	Anchor Point-Purlin Fix-21kN	Safemaster	L35 - 40	1/04/2014	8/09/2020	8/09/2021	AS1891.4:2009	Pass	Two man required
174	Anchor Point-Purlin Fix-21kN	Safemaster	L35 - 40	1/04/2014	8/09/2020	8/09/2021	AS1891.4:2009	Pass	Two man required
175	Anchor Point-Purlin Fix-21kN	Safemaster	L35 - 40	1/04/2014	8/09/2020	8/09/2021	AS1891.4:2009	Pass	Two man required
176	Anchor Point-Purlin Fix-21kN	Safemaster	L35 - 40	1/04/2014	8/09/2020	8/09/2021	AS1891.4:2009	Pass	Two man required
177	Anchor Point-Purlin Fix-21kN	Safemaster	L35 - 40	1/04/2014	8/09/2020	8/09/2021	AS1891.4:2009	Pass	Two man required
178	Anchor Point-Purlin Fix-21kN	Safemaster	L35 - 40	1/04/2014	8/09/2020	8/09/2021	AS1891.4:2009	Pass	Two man required
179	Anchor Point-Purlin Fix-21kN	Safemaster	L35 - 40	1/04/2014	8/09/2020	8/09/2021	AS1891.4:2009	Pass	Two man required
180	Anchor Point-Purlin Fix-21kN	Safemaster	L35 - 40	1/04/2014	8/09/2020	8/09/2021	AS1891.4:2009	Pass	Two man required
181	Anchor Point-Purlin Fix-21kN	Safemaster	L35 - 40	1/04/2014	8/09/2020	8/09/2021	AS1891.4:2009	Pass	Two man required
182	Anchor Point-Purlin Fix-21kN	Safemaster	L35 - 40	1/04/2014	8/09/2020	8/09/2021	AS1891.4:2009	Pass	Two man required

All inspections are conducted in accordance with current legislation. Equipment status is deemed at the time of inspection. Maintenance and use of the equipment must be conducted in accordance with the manufacturers and legislative requirements after inspection. Removing the installation sign/tag 'Void Warranty' for the system.

CERTIFICATE OF COMPLIANCE

31-33 Catalano Road, Canning Vale 6155
CALL US: (08) 6243 3111
EMAIL: inspections@safemaster.net.au

INSPECTION LOG RECORD - INSTALLED SYSTEMS

Client: Vicinity Centres

Job Ref: SM12182

Site: Galleria

Item No	Equipment Type& Description	Manufacturer/ Installer	Location	Commission Date	Insp Date	Next Insp Date	Complying Standards	Status	Comments
183	Anchor Point-Purlin Fix-21kN	Safemaster	L35 - 40	1/04/2014	8/09/2020	8/09/2021	AS1891.4:2009	Pass	Two man required
184	Anchor Point-Purlin Fix-21kN	Safemaster	L35 - 40	1/04/2014	8/09/2020	8/09/2021	AS1891.4:2009	Pass	Two man required
185	Anchor Point-Purlin Fix-21kN	Safemaster	L35 - 40	1/04/2014	8/09/2020	8/09/2021	AS1891.4:2009	Pass	
186	Anchor Point-Purlin Fix-21kN	Safemaster	L35 - 40	1/04/2014	8/09/2020	8/09/2021	AS1891.4:2009	Pass	
187	Anchor Point-Purlin Fix-21kN	Safemaster	L35 - 40	1/04/2014	8/09/2020	8/09/2021	AS1891.4:2009	Pass	
188	Anchor Point-Purlin Fix-21kN	Safemaster	L35 - 40	1/04/2014	8/09/2020	8/09/2021	AS1891.4:2009	Pass	
189	Anchor Point-Purlin Fix-21kN	Safemaster	L35 - 40	1/04/2014	8/09/2020	8/09/2021	AS1891.4:2009	Pass	
190	Anchor Point-Purlin Fix-21kN	Safemaster	L35 - 40	1/04/2014	8/09/2020	8/09/2021	AS1891.4:2009	Pass	
191	Anchor Point-Purlin Fix-21kN	Safemaster	L35 - 40	1/04/2014	8/09/2020	8/09/2021	AS1891.4:2009	Pass	
192	Anchor Point-Purlin Fix-21kN	Safemaster	L35 - 40	1/04/2014	8/09/2020	8/09/2021	AS1891.4:2009	Pass	
193	Anchor Point-Purlin Fix-21kN	Safemaster	L35 - 40	1/04/2014	8/09/2020	8/09/2021	AS1891.4:2009	Pass	
194	Access Stair (AI)	Unknown	L36	Unknown	8/09/2020	8/09/2021	AS/NZS 1657-2018	Fail	
195	Sign-Roof Access	Safemaster	L37	1/02/2018	8/09/2020	8/09/2021	AS/NZS 1319:1994 AS/NZS 1891.4:2009	Pass	

All inspections are conducted in accordance with current legislation. Equipment status is deemed at the time of inspection. Maintenance and use of the equipment must be conducted in accordance with the manufacturers and legislative requirements after inspection. Removing the installation sign/tag 'Void Warranty' for the system.

CERTIFICATE OF COMPLIANCE

31-33 Catalano Road, Canning Vale 6155
CALL US: (08) 6243 3111
EMAIL: inspections@safemaster.net.au

INSPECTION LOG RECORD - INSTALLED SYSTEMS

Client: Vicinity Centres

Job Ref: SM12182

Site: Galleria

Item No	Equipment Type& Description	Manufacturer/ Installer	Location	Commission Date	Insp Date	Next Insp Date	Complying Standards	Status	Comments
196	Ladder Access Bracket	Safemaster	L37	1/02/2018	8/09/2020	8/09/2021	AS/NZS 1891.4:2009	Pass	
197	Access Strop	Safemaster	L37	1/02/2018	8/09/2020	8/09/2021	AS/NZS 1891.4:2009	Pass	
198	Sign-Fragile and Brittle Surface	Safemaster	L37	1/02/2018	8/09/2020	8/09/2021	AS/NZS 1319:1994	Pass	
199	Sign-Fragile and Brittle Surface	Safemaster	L37	1/02/2018	8/09/2020	8/09/2021	AS/NZS 1319:1994	Pass	
200	Anchor Point-Surface Mount-15kN	Safemaster	L37	1/02/2018	8/09/2020	8/09/2021	AS1891.4:2009	Pass	
201	Anchor Point-Surface Mount-15kN	Safemaster	L37	1/02/2018	8/09/2020	8/09/2021	AS1891.4:2009	Pass	
202	Anchor Point-Surface Mount-15kN	Safemaster	L37	1/02/2018	8/09/2020	8/09/2021	AS1891.4:2009	Pass	
203	Anchor Point-Surface Mount-15kN	Safemaster	L37	1/02/2018	8/09/2020	8/09/2021	AS1891.4:2009	Pass	
204	Anchor Point-Surface Mount-15kN	Safemaster	L37	1/02/2018	8/09/2020	8/09/2021	AS1891.4:2009	Pass	
205	Anchor Point-Surface Mount-15kN	Safemaster	L37	1/02/2018	8/09/2020	8/09/2021	AS1891.4:2009	Pass	
206	Anchor Point-Surface Mount-15kN	Safemaster	L37	1/02/2018	8/09/2020	8/09/2021	AS1891.4:2009	Pass	
207	Sign-Fragile and Brittle Surface	Safemaster	L38	1/02/2018	8/09/2020	8/09/2021	AS/NZS 1319:1994	Pass	
208	Sign-Fragile and Brittle Surface	Safemaster	L38	1/02/2018	8/09/2020	8/09/2021	AS/NZS 1319:1994	Pass	

All inspections are conducted in accordance with current legislation. Equipment status is deemed at the time of inspection. Maintenance and use of the equipment must be conducted in accordance with the manufacturers and legislative requirements after inspection. Removing the installation sign/tag 'Void Warranty' for the system.

CERTIFICATE OF COMPLIANCE

31-33 Catalano Road, Canning Vale 6155
CALL US: (08) 6243 3111
EMAIL: inspections@safemaster.net.au

INSPECTION LOG RECORD - INSTALLED SYSTEMS

Client: Vicinity Centres

Job Ref: SM12182

Site: Galleria

Item No	Equipment Type& Description	Manufacturer/ Installer	Location	Commission Date	Insp Date	Next Insp Date	Complying Standards	Status	Comments
209	Sign-Fragile and Brittle Surface	Safemaster	L40	1/02/2018	8/09/2020	8/09/2021	AS/NZS 1319:1994	Pass	
210	Access Stair (AI)	Unknown	L41	Unknown	8/09/2020	8/09/2021	AS/NZS 1657-2018	Fail	Non-compliant
211	Incline Walkway	Unknown	L41	Unknown	8/09/2020	8/09/2021	AS/NZS 1657-2018	Pass	
212	Access Stair (AI)	Unknown	L42	Unknown	8/09/2020	8/09/2021	AS/NZS 1657-2018	Fail	Non-compliant
213	Incline Walkway	Unknown	L42	Unknown	8/09/2020	8/09/2021	AS/NZS 1657-2018	Pass	
214	Anchor Point-Surface Mount-15kN	Safemaster	L43	1/02/2018	8/09/2020	8/09/2021	AS1891.4:2009	Pass	
215	Anchor Point-Surface Mount-15kN	Safemaster	L43	1/02/2018	8/09/2020	8/09/2021	AS1891.4:2009	Pass	
216	Anchor Point-Surface Mount-15kN	Safemaster	L43	1/02/2018	8/09/2020	8/09/2021	AS1891.4:2009	Pass	
217	Sign-Roof Access	Safemaster	L43	Unknown	8/09/2020	8/09/2021	AS/NZS 1319:1994 AS/NZS 1891.4:2009	Pass	
218	Landing Plarform	Unknown	L43	Unknown	8/09/2020	8/09/2021	AS/NZS 1657-2018	Fail	
219	Ladder Access Bracket	Safemaster	L43	1/02/2018	8/09/2020	8/09/2021	AS/NZS 1891.4:2009	Pass	
220	Access Strop	Safemaster	L43	1/02/2018	8/09/2020	8/09/2021	AS/NZS 1891.4:2009	Pass	
221	Access Ladder (AI)	Unknown	L44	Unknown	8/09/2020	8/09/2021	AS/NZS 1657-2018	Fail	

All inspections are conducted in accordance with current legislation. Equipment status is deemed at the time of inspection. Maintenance and use of the equipment must be conducted in accordance with the manufacturers and legislative requirements after inspection. Removing the installation sign/tag 'Void Warranty' for the system.

CERTIFICATE OF COMPLIANCE

31-33 Catalano Road, Canning Vale 6155
CALL US: (08) 6243 3111
EMAIL: inspections@safemaster.net.au

INSPECTION LOG RECORD - INSTALLED SYSTEMS

Client: Vicinity Centres

Job Ref: SM12182

Site: Galleria

Item No	Equipment Type& Description	Manufacturer/ Installer	Location	Commission Date	Insp Date	Next Insp Date	Complying Standards	Status	Comments
222	Anchor Point-Surface Mount-15kN	Safemaster	L44	1/02/2018	8/09/2020	8/09/2021	AS1891.4:2009	Pass	
223	Anchor Point-Surface Mount-15kN	Safemaster	L44	1/02/2018	8/09/2020	8/09/2021	AS1891.4:2009	Pass	
224	Purlin Fix Anchor point	Safemaster	L45	1/04/2014	8/09/2020	8/09/2021	AS1891.4:2009	Pass	
225	Purlin Fix Anchor point	Safemaster	L45	1/04/2014	8/09/2020	8/09/2021	AS1891.4:2009	Pass	
226	Purlin Fix Anchor point	Safemaster	L45	1/04/2014	8/09/2020	8/09/2021	AS1891.4:2009	Pass	
227	Purlin Fix Anchor point	Safemaster	L45	1/04/2014	8/09/2020	8/09/2021	AS1891.4:2009	Pass	Two man required
228	Purlin Fix Anchor point	Safemaster	L47	1/04/2014	8/09/2020	8/09/2021	AS1891.4:2009	Pass	
229	Purlin Fix Anchor point	Safemaster	L47	1/04/2014	8/09/2020	8/09/2021	AS1891.4:2009	Pass	
230	Purlin Fix Anchor point	Safemaster	L47	1/04/2014	8/09/2020	8/09/2021	AS1891.4:2009	Pass	
231	Purlin Fix Anchor point	Safemaster	L47	1/04/2014	8/09/2020	8/09/2021	AS1891.4:2009	Pass	
232	Walkway	Unknown	L47	Unknown	8/09/2020	8/09/2021	AS/NZS 1657-2018	Fail	Pitch of cross slope exceeds allowable maximum
233	Vertical Access Ladder (Al) with Static Line	Unknown	L47	Unknown	8/09/2020	8/09/2021	AS/NZS 1657-2018	Fail	Top landing is too short
234	Sign-Roof Access	Safemaster	L48	Unknown	8/09/2020	8/09/2021	AS/NZS 1319:1994 AS/NZS 1891.4:2009	Pass	

All inspections are conducted in accordance with current legislation. Equipment status is deemed at the time of inspection. Maintenance and use of the equipment must be conducted in accordance with the manufacturers and legislative requirements after inspection. Removing the installation sign/tag 'Void Warranty' for the system.

CERTIFICATE OF COMPLIANCE

31-33 Catalano Road, Canning Vale 6155
CALL US: (08) 6243 3111
EMAIL: inspections@safemaster.net.au

INSPECTION LOG RECORD - INSTALLED SYSTEMS

Client: Vicinity Centres

Job Ref: SM12182

Site: Galleria

Item No	Equipment Type& Description	Manufacturer/ Installer	Location	Commission Date	Insp Date	Next Insp Date	Complying Standards	Status	Comments
235	Ladder Access Bracket	Unknown	L48	Unknown	8/09/2020	8/09/2021	AS/NZS 1891.4	Pass	
236	Purlin Fix Anchor point	Safemaster	L48	1/04/2014	8/09/2020	8/09/2021	AS1891.4:2009	Pass	
237	Purlin Fix Anchor point	Safemaster	L48	1/04/2014	8/09/2020	8/09/2021	AS1891.4:2009	Pass	
238	Purlin Fix Anchor point	Safemaster	L48	1/04/2014	8/09/2020	8/09/2021	AS1891.4:2009	Pass	
239	Purlin Fix Anchor point	Safemaster	L49	1/04/2014	8/09/2020	8/09/2021	AS1891.4:2009	Pass	
240	Purlin Fix Anchor point	Safemaster	L49	1/04/2014	8/09/2020	8/09/2021	AS1891.4:2009	Pass	
241	Purlin Fix Anchor point	Safemaster	L49	1/04/2014	8/09/2020	8/09/2021	AS1891.4:2009	Pass	
242	Purlin Fix Anchor point	Safemaster	L49	1/04/2014	8/09/2020	8/09/2021	AS1891.4:2009	Pass	
243	Access Ladder (Al)	Unknown	L49	Unknown	8/09/2020	8/09/2021	AS/NZS 1657-2018	Fail	
244	Access Ladder (Al)	Unknown	L50	Unknown	8/09/2020	8/09/2021	AS/NZS 1657-2018	Fail	
245	Guardrail (Galv)	Unknown	L50	Unknown	8/09/2020	8/09/2021	AS/NZS 1657-2018	Pass	
246	Sign-Fragile and Brittle Surface	Safemaster	L50	1/02/2018	8/09/2020	8/09/2021	AS/NZS 1319:1994	Pass	
247	Sign-Fragile and Brittle Surface	Safemaster	L50	1/02/2018	8/09/2020	8/09/2021	AS/NZS 1319:1994	Pass	

All inspections are conducted in accordance with current legislation. Equipment status is deemed at the time of inspection. Maintenance and use of the equipment must be conducted in accordance with the manufacturers and legislative requirements after inspection. Removing the installation sign/tag 'Void Warranty' for the system.

CERTIFICATE OF COMPLIANCE

31-33 Catalano Road, Canning Vale 6155
CALL US: (08) 6243 3111
EMAIL: inspections@safemaster.net.au

INSPECTION LOG RECORD - INSTALLED SYSTEMS

Client: Vicinity Centres

Job Ref: SM12182

Site: Galleria

Item No	Equipment Type& Description	Manufacturer/ Installer	Location	Commission Date	Insp Date	Next Insp Date	Complying Standards	Status	Comments
248	Sign-Fragile and Brittle Surface	Safemaster	L50	1/02/2018	8/09/2020	8/09/2021	AS/NZS 1319:1994	Pass	
249	Sign-Fragile and Brittle Surface	Safemaster	L50	1/02/2018	8/09/2020	8/09/2021	AS/NZS 1319:1994	Pass	
250	Access Ladder (Al)	Unknown	L51	Unknown	8/09/2020	8/09/2021	AS/NZS 1657-2018	Fail	
251	Guardrail (Galv)	Unknown	L51	Unknown	8/09/2020	8/09/2021	AS/NZS 1657-2018	Pass	
252	Access Ladder (Galv)	Unknown	L53	Unknown	8/09/2020	8/09/2021	AS/NZS 1657-2018	Fail	
253	Handrail (Galv)	Unknown	L53	Unknown	8/09/2020	8/09/2021	AS/NZS 1657-2018	Fail	
254	Access Stair (Galv)	Unknown	L53	Unknown	8/09/2020	8/09/2021	AS/NZS 1657-2018	Fail	
255	Access Ladder (Al)	Unknown	L54	Unknown	8/09/2020	8/09/2021	AS/NZS 1657-2018	Fail	
256	Purlin Fix Anchor point	Safemaster	L54	1/04/2014	8/09/2020	8/09/2021	AS1891.4:2009	Pass	
257	Purlin Fix Anchor point	Safemaster	L54	1/04/2014	8/09/2020	8/09/2021	AS1891.4:2009	Pass	
258	Purlin Fix Anchor point	Safemaster	L54	1/04/2014	8/09/2020	8/09/2021	AS1891.4:2009	Pass	
259	Purlin Fix Anchor point	Safemaster	L54	1/04/2014	8/09/2020	8/09/2021	AS1891.4:2009	Pass	
260	Anchor Point-Purlin Fix-21kN	Safemaster	L56 - 60 & 63	1/04/2014	8/09/2020	8/09/2021	AS1891.4:2009	Pass	

All inspections are conducted in accordance with current legislation. Equipment status is deemed at the time of inspection. Maintenance and use of the equipment must be conducted in accordance with the manufacturers and legislative requirements after inspection. Removing the installation sign/tag 'Void Warranty' for the system.

CERTIFICATE OF COMPLIANCE

31-33 Catalano Road, Canning Vale 6155
CALL US: (08) 6243 3111
EMAIL: inspections@safemaster.net.au

INSPECTION LOG RECORD - INSTALLED SYSTEMS

Client: Vicinity Centres

Job Ref: SM12182

Site: Galleria

Item No	Equipment Type& Description	Manufacturer/ Installer	Location	Commission Date	Insp Date	Next Insp Date	Complying Standards	Status	Comments
261	Anchor Point-Purlin Fix-21kN	Safemaster	L56 - 60 & 63	1/04/2014	8/09/2020	8/09/2021	AS1891.4:2009	Pass	
262	Anchor Point-Purlin Fix-21kN	Safemaster	L56 - 60 & 63	1/04/2014	8/09/2020	8/09/2021	AS1891.4:2009	Pass	
263	Anchor Point-Purlin Fix-21kN	Safemaster	L56 - 60 & 63	1/04/2014	8/09/2020	8/09/2021	AS1891.4:2009	Pass	
264	Anchor Point-Purlin Fix-21kN	Safemaster	L56 - 60 & 63	1/04/2014	8/09/2020	8/09/2021	AS1891.4:2009	Pass	
265	Anchor Point-Purlin Fix-21kN	Safemaster	L56 - 60 & 63	1/04/2014	8/09/2020	8/09/2021	AS1891.4:2009	Pass	
266	Anchor Point-Purlin Fix-21kN	Safemaster	L56 - 60 & 63	1/04/2014	8/09/2020	8/09/2021	AS1891.4:2009	Pass	
267	Anchor Point-Purlin Fix-21kN	Safemaster	L56 - 60 & 63	1/04/2014	8/09/2020	8/09/2021	AS1891.4:2009	Pass	
268	Anchor Point-Purlin Fix-21kN	Safemaster	L56 - 60 & 63	1/04/2014	8/09/2020	8/09/2021	AS1891.4:2009	Pass	
269	Anchor Point-Purlin Fix-21kN	Safemaster	L56 - 60 & 63	1/04/2014	8/09/2020	8/09/2021	AS1891.4:2009	Pass	
270	Anchor Point-Purlin Fix-21kN	Safemaster	L56 - 60 & 63	1/04/2014	8/09/2020	8/09/2021	AS1891.4:2009	Pass	
271	Anchor Point-Purlin Fix-21kN	Safemaster	L56 - 60 & 63	1/04/2014	8/09/2020	8/09/2021	AS1891.4:2009	Pass	
272	Anchor Point-Purlin Fix-21kN	Safemaster	L56 - 60 & 63	1/04/2014	8/09/2020	8/09/2021	AS1891.4:2009	Pass	
273	Anchor Point-Purlin Fix-21kN	Safemaster	L56 - 60 & 63	1/04/2014	8/09/2020	8/09/2021	AS1891.4:2009	Pass	

All inspections are conducted in accordance with current legislation. Equipment status is deemed at the time of inspection. Maintenance and use of the equipment must be conducted in accordance with the manufacturers and legislative requirements after inspection. Removing the installation sign/tag 'Void Warranty' for the system.

CERTIFICATE OF COMPLIANCE

31-33 Catalano Road, Canning Vale 6155
CALL US: (08) 6243 3111
EMAIL: inspections@safemaster.net.au

INSPECTION LOG RECORD - INSTALLED SYSTEMS

Client: Vicinity Centres

Job Ref: SM12182

Site: Galleria

Item No	Equipment Type& Description	Manufacturer/ Installer	Location	Commission Date	Insp Date	Next Insp Date	Complying Standards	Status	Comments
274	Anchor Point-Purlin Fix-21kN	Safemaster	L56 - 60 & 63	1/04/2014	8/09/2020	8/09/2021	AS1891.4:2009	Pass	
275	Anchor Point-Purlin Fix-21kN	Safemaster	L56 - 60 & 63	1/04/2014	8/09/2020	8/09/2021	AS1891.4:2009	Pass	
276	Anchor Point-Purlin Fix-21kN	Safemaster	L56 - 60 & 63	1/04/2014	8/09/2020	8/09/2021	AS1891.4:2009	Pass	
277	Anchor Point-Purlin Fix-21kN	Safemaster	L56 - 60 & 63	1/04/2014	8/09/2020	8/09/2021	AS1891.4:2009	Pass	
278	Anchor Point-Purlin Fix-21kN	Safemaster	L56 - 60 & 63	1/04/2014	8/09/2020	8/09/2021	AS1891.4:2009	Pass	
279	Anchor Point-Purlin Fix-21kN	Safemaster	L56 - 60 & 63	1/04/2014	8/09/2020	8/09/2021	AS1891.4:2009	Pass	Two man required
280	Anchor Point-Purlin Fix-21kN	Safemaster	L56 - 60 & 63	1/04/2014	8/09/2020	8/09/2021	AS1891.4:2009	Pass	Two man required
281	Anchor Point-Purlin Fix-21kN	Safemaster	L56 - 60 & 63	1/04/2014	8/09/2020	8/09/2021	AS1891.4:2009	Pass	Two man required
282	Anchor Point-Purlin Fix-21kN	Safemaster	L56 - 60 & 63	1/04/2014	8/09/2020	8/09/2021	AS1891.4:2009	Pass	Two man required
283	Anchor Point-Purlin Fix-21kN	Safemaster	L56 - 60 & 63	1/04/2014	8/09/2020	8/09/2021	AS1891.4:2009	Pass	Two man required
284	Anchor Point-Purlin Fix-21kN	Safemaster	L56 - 60 & 63	1/04/2014	8/09/2020	8/09/2021	AS1891.4:2009	Pass	Two man required
285	Anchor Point-Purlin Fix-21kN	Safemaster	L56 - 60 & 63	1/04/2014	8/09/2020	8/09/2021	AS1891.4:2009	Pass	Two man required
286	Anchor Point-Purlin Fix-21kN	Safemaster	L56 - 60 & 63	1/04/2014	8/09/2020	8/09/2021	AS1891.4:2009	Pass	Two man required

All inspections are conducted in accordance with current legislation. Equipment status is deemed at the time of inspection. Maintenance and use of the equipment must be conducted in accordance with the manufacturers and legislative requirements after inspection. Removing the installation sign/tag 'Void Warranty' for the system.

CERTIFICATE OF COMPLIANCE

31-33 Catalano Road, Canning Vale 6155
CALL US: (08) 6243 3111
EMAIL: inspections@safemaster.net.au

INSPECTION LOG RECORD - INSTALLED SYSTEMS

Client: Vicinity Centres

Job Ref: SM12182

Site: Galleria

Item No	Equipment Type& Description	Manufacturer/ Installer	Location	Commission Date	Insp Date	Next Insp Date	Complying Standards	Status	Comments
287	Anchor Point-Purlin Fix-21kN	Safemaster	L56 - 60 & 63	1/04/2014	8/09/2020	8/09/2021	AS1891.4:2009	Pass	Two man required
288	Anchor Point-Purlin Fix-21kN	Safemaster	L56 - 60 & 63	1/04/2014	8/09/2020	8/09/2021	AS1891.4:2009	Pass	Two man required
289	Anchor Point-Purlin Fix-21kN	Safemaster	L56 - 60 & 63	1/04/2014	8/09/2020	8/09/2021	AS1891.4:2009	Pass	Two man required
290	Anchor Point-Purlin Fix-15kN (LowPro)	Safemaster	L56 - 60 & 63	1/02/2018	8/09/2020	8/09/2021	AS1891.4:2009	Pass	Two man required
291	Anchor Point-Purlin Fix-21kN	Safemaster	L56 - 60 & 63	1/04/2014	8/09/2020	8/09/2021	AS1891.4:2009	Pass	Two man required
292	Anchor Point-Purlin Fix-21kN	Safemaster	L56 - 60 & 63	1/04/2014	8/09/2020	8/09/2021	AS1891.4:2009	Pass	Two man required
293	Anchor Point-Purlin Fix-21kN	Safemaster	L56 - 60 & 63	1/04/2014	8/09/2020	8/09/2021	AS1891.4:2009	Pass	Two man required
294	Anchor Point-Purlin Fix-21kN	Safemaster	L56 - 60 & 63	1/04/2014	8/09/2020	8/09/2021	AS1891.4:2009	Pass	Two man required
295	Anchor Point-Purlin Fix-21kN	Safemaster	L56 - 60 & 63	1/04/2014	8/09/2020	8/09/2021	AS1891.4:2009	Pass	Two man required
296	Anchor Point-Purlin Fix-21kN	Safemaster	L56 - 60 & 63	1/04/2014	8/09/2020	8/09/2021	AS1891.4:2009	Pass	Two man required
297	Anchor Point-Purlin Fix-21kN	Safemaster	L56 - 60 & 63	1/04/2014	8/09/2020	8/09/2021	AS1891.4:2009	Pass	Two man required
298	Anchor Point-Purlin Fix-21kN	Safemaster	L56 - 60 & 63	1/04/2014	8/09/2020	8/09/2021	AS1891.4:2009	Pass	Two man required
299	Anchor Point-Purlin Fix-21kN	Safemaster	L56 - 60 & 63	1/04/2014	8/09/2020	8/09/2021	AS1891.4:2009	Pass	Two man required

All inspections are conducted in accordance with current legislation. Equipment status is deemed at the time of inspection. Maintenance and use of the equipment must be conducted in accordance with the manufacturers and legislative requirements after inspection. Removing the installation sign/tag 'Void Warranty' for the system.

CERTIFICATE OF COMPLIANCE

31-33 Catalano Road, Canning Vale 6155
CALL US: (08) 6243 3111
EMAIL: inspections@safemaster.net.au

INSPECTION LOG RECORD - INSTALLED SYSTEMS

Client: Vicinity Centres

Job Ref: SM12182

Site: Galleria

Item No	Equipment Type& Description	Manufacturer/ Installer	Location	Commission Date	Insp Date	Next Insp Date	Complying Standards	Status	Comments
300	Anchor Point-Purlin Fix-21kN	Safemaster	L56 - 60 & 63	1/04/2014	8/09/2020	8/09/2021	AS1891.4:2009	Pass	Two man required
301	Anchor Point-Purlin Fix-21kN	Safemaster	L56 - 60 & 63	1/04/2014	8/09/2020	8/09/2021	AS1891.4:2009	Pass	Two man required
302	Anchor Point-Purlin Fix-21kN	Safemaster	L56 - 60 & 63	1/04/2014	8/09/2020	8/09/2021	AS1891.4:2009	Pass	Two man required
303	Anchor Point-Purlin Fix-21kN	Safemaster	L56 - 60 & 63	1/04/2014	8/09/2020	8/09/2021	AS1891.4:2009	Fail	Anchor stem is bent
304	Anchor Point-Purlin Fix-21kN	Safemaster	L56 - 60 & 63	1/04/2014	8/09/2020	8/09/2021	AS1891.4:2009	Pass	
305	Anchor Point-Purlin Fix-21kN	Safemaster	L56 - 60 & 63	1/04/2014	8/09/2020	8/09/2021	AS1891.4:2009	Pass	
306	Anchor Point-Purlin Fix-21kN	Safemaster	L56 - 60 & 63	1/04/2014	8/09/2020	8/09/2021	AS1891.4:2009	Pass	
307	Anchor Point-Purlin Fix-15kN (LowPro)	Safemaster	L56 - 60 & 63	1/04/2014	8/09/2020	8/09/2021	AS1891.4:2009	Pass	
308	Anchor Point-Purlin Fix-21kN	Safemaster	L56 - 60 & 63	1/04/2014	8/09/2020	8/09/2021	AS1891.4:2009	Pass	
309	Anchor Point-Purlin Fix-21kN	Safemaster	L56 - 60 & 63	1/04/2014	8/09/2020	8/09/2021	AS1891.4:2009	Pass	
310	Anchor Point-Purlin Fix-21kN	Safemaster	L56 - 60 & 63	1/02/2018	8/09/2020	8/09/2021	AS1891.4:2009	Pass	
311	Anchor Point-Purlin Fix-21kN	Safemaster	L56 - 60 & 63	1/04/2014	8/09/2020	8/09/2021	AS1891.4:2009	Pass	
312	Anchor Point-Purlin Fix-21kN	Safemaster	L56 - 60 & 63	1/04/2014	8/09/2020	8/09/2021	AS1891.4:2009	Pass	

All inspections are conducted in accordance with current legislation. Equipment status is deemed at the time of inspection. Maintenance and use of the equipment must be conducted in accordance with the manufacturers and legislative requirements after inspection. Removing the installation sign/tag 'Void Warranty' for the system.

CERTIFICATE OF COMPLIANCE

31-33 Catalano Road, Canning Vale 6155
CALL US: (08) 6243 3111
EMAIL: inspections@safemaster.net.au

INSPECTION LOG RECORD - INSTALLED SYSTEMS

Client: Vicinity Centres

Job Ref: SM12182

Site: Galleria

Item No	Equipment Type& Description	Manufacturer/ Installer	Location	Commission Date	Insp Date	Next Insp Date	Complying Standards	Status	Comments
313	Anchor Point-Purlin Fix-21kN	Safemaster	L56 - 60 & 63	1/04/2014	8/09/2020	8/09/2021	AS1891.4:2009	Pass	
314	Anchor Point-Purlin Fix-21kN	Safemaster	L56 - 60 & 63	1/04/2014	8/09/2020	8/09/2021	AS1891.4:2009	Pass	
315	Anchor Point-Purlin Fix-21kN	Safemaster	L56 - 60 & 63	1/04/2014	8/09/2020	8/09/2021	AS1891.4:2009	Pass	
316	Anchor Point-Purlin Fix-21kN	Safemaster	L56 - 60 & 63	1/04/2014	8/09/2020	8/09/2021	AS1891.4:2009	Pass	
317	Anchor Point-Purlin Fix-21kN	Safemaster	L56 - 60 & 63	1/04/2014	8/09/2020	8/09/2021	AS1891.4:2009	Pass	
318	Anchor Point-Purlin Fix-21kN	Safemaster	L56 - 60 & 63	1/04/2014	8/09/2020	8/09/2021	AS1891.4:2009	Pass	
319	Anchor Point-Purlin Fix-21kN	Safemaster	L56 - 60 & 63	1/04/2014	8/09/2020	8/09/2021	AS1891.4:2009	Pass	
320	Anchor Point-Purlin Fix-21kN	Safemaster	L56 - 60 & 63	1/04/2014	8/09/2020	8/09/2021	AS1891.4:2009	Pass	
321	Anchor Point-Purlin Fix-21kN	Safemaster	L57	1/04/2014	8/09/2020	8/09/2021	AS1891.4:2009	Pass	
322	Anchor Point-Purlin Fix-21kN	Safemaster	L57	1/04/2014	8/09/2020	8/09/2021	AS1891.4:2009	Pass	
323	Anchor Point-Surface Mount-15kN	Safemaster	L57	1/02/2018	8/09/2020	8/09/2021	AS1891.4:2009	Pass	
324	Anchor Point-Purlin Fix-21kN	Safemaster	L57	1/04/2014	8/09/2020	8/09/2021	AS1891.4:2009	Pass	
325	Anchor Point-Surface Mount-15kN	Safemaster	L57	1/02/2018	8/09/2020	8/09/2021	AS1891.4:2009	Pass	

All inspections are conducted in accordance with current legislation. Equipment status is deemed at the time of inspection. Maintenance and use of the equipment must be conducted in accordance with the manufacturers and legislative requirements after inspection. Removing the installation sign/tag 'Void Warranty' for the system.

CERTIFICATE OF COMPLIANCE

31-33 Catalano Road, Canning Vale 6155
CALL US: (08) 6243 3111
EMAIL: inspections@safemaster.net.au

INSPECTION LOG RECORD - INSTALLED SYSTEMS

Client: Vicinity Centres

Job Ref: SM12182

Site: Galleria

Item No	Equipment Type& Description	Manufacturer/ Installer	Location	Commission Date	Insp Date	Next Insp Date	Complying Standards	Status	Comments
326	Anchor Point-Purlin Fix-21kN	Safemaster	L57	1/04/2014	8/09/2020	8/09/2021	AS1891.4:2009	Pass	
327	Anchor Point-Surface Mount-15kN	Safemaster	L57	1/02/2018	8/09/2020	8/09/2021	AS1891.4:2009	Pass	
328	Anchor Point-Purlin Fix-21kN	Safemaster	L57	1/04/2014	8/09/2020	8/09/2021	AS1891.4:2009	Pass	
329	Anchor Point-Surface Mount-15kN	Safemaster	L57	1/02/2018	8/09/2020	8/09/2021	AS1891.4:2009	Pass	
330	Anchor Point-Purlin Fix-21kN	Safemaster	L57	1/04/2014	8/09/2020	8/09/2021	AS1891.4:2009	Pass	
331	Anchor Point-Surface Mount-15kN	Safemaster	L57	1/02/2018	8/09/2020	8/09/2021	AS1891.4:2009	Pass	
332	Anchor Point-Purlin Fix-21kN	Safemaster	L57	1/04/2014	8/09/2020	8/09/2021	AS1891.4:2009	Pass	
333	Anchor Point-Surface Mount-15kN	Safemaster	L57	1/02/2018	8/09/2020	8/09/2021	AS1891.4:2009	Pass	
334	Anchor Point-Purlin Fix-21kN	Safemaster	L57	1/04/2014	8/09/2020	8/09/2021	AS1891.4:2009	Pass	
335	Anchor Point-Surface Mount-15kN	Safemaster	L57	1/02/2018	8/09/2020	8/09/2021	AS1891.4:2009	Pass	
336	Access Ladder (Galv)	Unknown	L57	Unknown	8/09/2020	8/09/2021	AS/NZS 1657-2018	Pass	
337	Incline Walkway (Galv)	Unknown	L57	Unknown	8/09/2020	8/09/2021	AS/NZS 1657-2018	Fail	Angle too great for walkway - require stairs with change of directions
338	Caged Access Ladder (Al)	Safemaster	L57	1/02/2018	8/09/2020	8/09/2021	AS/NZS 1657-2018	Pass	

All inspections are conducted in accordance with current legislation. Equipment status is deemed at the time of inspection. Maintenance and use of the equipment must be conducted in accordance with the manufacturers and legislative requirements after inspection. Removing the installation sign/tag 'Void Warranty' for the system.

CERTIFICATE OF COMPLIANCE

31-33 Catalano Road, Canning Vale 6155
CALL US: (08) 6243 3111
EMAIL: inspections@safemaster.net.au

INSPECTION LOG RECORD - INSTALLED SYSTEMS

Client: Vicinity Centres

Job Ref: SM12182

Site: Galleria

Item No	Equipment Type& Description	Manufacturer/ Installer	Location	Commission Date	Insp Date	Next Insp Date	Complying Standards	Status	Comments
339	Anchor Point-Surface Mount-15kN	Unknown	L59	Unknown	8/09/2020	8/09/2021	AS1891.4:2009	Pass	
340	Access Stair (Al)	Unknown	L60	Unknown	8/09/2020	8/09/2021	AS/NZS 1657-2018	Fail	
341	Landing Platform	Unknown	L61	Unknown	8/09/2020	8/09/2021	AS/NZS 1657-2018	Fail	Requires guardrail and yellow safety nosings
342	Access Ladder (Al)	Unknown	L62	Unknown	8/09/2020	8/09/2021	AS/NZS 1657-2018	Fail	
343	Roof Access Hatch	Unknown	L62	Unknown	8/09/2020	8/09/2021	AS/NZS 1657-2018	Fail	Fits criteria for confined space
344	Access Ladder (Al)	Unknown	L63	Unknown	8/09/2020	8/09/2021	AS/NZS 1657-2018	Fail	
345	Access Stair (Al)	Unknown	L64 - Lower Level	Unknown	8/09/2020	8/09/2021	AS/NZS 1657-2018	Fail	
346	Access Stair (Al)	Unknown	L64 - Upper Level	Unknown	8/09/2020	8/09/2021	AS/NZS 1657-2018	Fail	
347	Access Ladder (Galv)	Unknown	L66	Unknown	8/09/2020	8/09/2021	AS/NZS 1657-2018	Fail	Ladder is redundant - to be removed
348	Access Stair (Al)	Unknown	L66	Unknown	8/09/2020	8/09/2021	AS/NZS 1657-2018	Fail	Requires guardrail to both sides
349	Sign-Fragile and Brittle Surfsce	Safemaster	L67	1/02/2018	8/09/2020	8/09/2021	AS/NZS 1319:1994	Pass	
350	Sign-Fragile and Brittle Surfsce	Safemaster	L67	1/02/2018	8/09/2020	8/09/2021	AS/NZS 1319:1994	Pass	
351	Sign-Fragile and Brittle Surfsce	Safemaster	L67	1/02/2018	8/09/2020	8/09/2021	AS/NZS 1319:1994	Pass	

All inspections are conducted in accordance with current legislation. Equipment status is deemed at the time of inspection. Maintenance and use of the equipment must be conducted in accordance with the manufacturers and legislative requirements after inspection. Removing the installation sign/tag 'Void Warranty' for the system.

CERTIFICATE OF COMPLIANCE

31-33 Catalano Road, Canning Vale 6155
CALL US: (08) 6243 3111
EMAIL: inspections@safemaster.net.au

INSPECTION LOG RECORD - INSTALLED SYSTEMS

Client: Vicinity Centres

Job Ref: SM12182

Site: Galleria

Item No	Equipment Type& Description	Manufacturer/ Installer	Location	Commission Date	Insp Date	Next Insp Date	Complying Standards	Status	Comments
352	Sign-Fragile and Brittle Surfsce	Safemaster	L67	1/02/2018	8/09/2020	8/09/2021	AS/NZS 1319:1994	Pass	
353	Sign-Fragile and Brittle Surfsce	Safemaster	L67	1/02/2018	8/09/2020	8/09/2021	AS/NZS 1319:1994	Pass	
354	Sign-Fragile and Brittle Surfsce	Safemaster	L67	1/02/2018	8/09/2020	8/09/2021	AS/NZS 1319:1994	Pass	
355	Sign-Fragile and Brittle Surfsce	Safemaster	L67	1/02/2018	8/09/2020	8/09/2021	AS/NZS 1319:1994	Pass	
356	Sign-Fragile and Brittle Surfsce	Safemaster	L67	1/02/2018	8/09/2020	8/09/2021	AS/NZS 1319:1994	Pass	
357	Anchor Point-Purlin Fix-21kN	Safemaster	L67	1/04/2014	8/09/2020	8/09/2021	AS1891.4:2009	Pass	
358	Anchor Point-Purlin Fix-21kN	Safemaster	L67	1/04/2014	8/09/2020	8/09/2021	AS1891.4:2009	Pass	
359	Anchor Point-Purlin Fix-21kN	Safemaster	L67	1/04/2014	8/09/2020	8/09/2021	AS1891.4:2009	Pass	
360	Anchor Point-Purlin Fix-21kN	Safemaster	L67	1/04/2014	8/09/2020	8/09/2021	AS1891.4:2009	Pass	
361	Anchor Point-Purlin Fix-21kN	Safemaster	L67	1/04/2014	8/09/2020	8/09/2021	AS1891.4:2009	Pass	
362	Anchor Point-Purlin Fix-21kN	Safemaster	L67	1/04/2014	8/09/2020	8/09/2021	AS1891.4:2009	Pass	
363	Anchor Point-Purlin Fix-21kN	Safemaster	L67	1/04/2014	8/09/2020	8/09/2021	AS1891.4:2009	Pass	
364	Anchor Point-Purlin Fix-21kN	Safemaster	L67	1/04/2014	8/09/2020	8/09/2021	AS1891.4:2009	Pass	

All inspections are conducted in accordance with current legislation. Equipment status is deemed at the time of inspection. Maintenance and use of the equipment must be conducted in accordance with the manufacturers and legislative requirements after inspection. Removing the installation sign/tag 'Void Warranty' for the system.

CERTIFICATE OF COMPLIANCE

31-33 Catalano Road, Canning Vale 6155
CALL US: (08) 6243 3111
EMAIL: inspections@safemaster.net.au

INSPECTION LOG RECORD - INSTALLED SYSTEMS

Client: Vicinity Centres

Job Ref: SM12182

Site: Galleria

Item No	Equipment Type& Description	Manufacturer/ Installer	Location	Commission Date	Insp Date	Next Insp Date	Complying Standards	Status	Comments
365	Anchor Point-Purlin Fix-21kN	Safemaster	L67	1/04/2014	8/09/2020	8/09/2021	AS1891.4:2009	Pass	
366	Anchor Point-Purlin Fix-21kN	Safemaster	L67	1/04/2014	8/09/2020	8/09/2021	AS1891.4:2009	Pass	
367	Anchor Point-Purlin Fix-21kN	Safemaster	L67	1/04/2014	8/09/2020	8/09/2021	AS1891.4:2009	Pass	
368	Anchor Point-Purlin Fix-21kN	Safemaster	L67	1/04/2014	8/09/2020	8/09/2021	AS1891.4:2009	Pass	
369	Anchor Point-Purlin Fix-21kN	Safemaster	L67	1/04/2014	8/09/2020	8/09/2021	AS1891.4:2009	Pass	
370	Anchor Point-Purlin Fix-15kN (LowPro)	Safemaster	L67	1/02/2018	8/09/2020	8/09/2021	AS1891.4:2009	Pass	
371	Anchor Point-Purlin Fix-15kN (LowPro)	Safemaster	L67	1/02/2018	8/09/2020	8/09/2021	AS1891.4:2009	Pass	
372	Anchor Point-Purlin Fix-15kN (LowPro)	Safemaster	L67	1/02/2018	8/09/2020	8/09/2021	AS1891.4:2009	Pass	
373	Anchor Point-Purlin Fix-15kN (LowPro)	Safemaster	L67	1/02/2018	8/09/2020	8/09/2021	AS1891.4:2009	Pass	
374	Anchor Point-Purlin Fix-15kN (LowPro)	Safemaster	L67	1/02/2018	8/09/2020	8/09/2021	AS1891.4:2009	Pass	
375	Anchor Point-Purlin Fix-15kN (LowPro)	Safemaster	L67	1/02/2018	8/09/2020	8/09/2021	AS1891.4:2009	Pass	
376	Anchor Point-Purlin Fix-15kN (LowPro)	Safemaster	L67	1/02/2018	8/09/2020	8/09/2021	AS1891.4:2009	Pass	
377	Anchor Point-Purlin Fix-15kN (LowPro)	Safemaster	L67	1/02/2018	8/09/2020	8/09/2021	AS1891.4:2009	Pass	

All inspections are conducted in accordance with current legislation. Equipment status is deemed at the time of inspection. Maintenance and use of the equipment must be conducted in accordance with the manufacturers and legislative requirements after inspection. Removing the installation sign/tag 'Void Warranty' for the system.

CERTIFICATE OF COMPLIANCE

31-33 Catalano Road, Canning Vale 6155
CALL US: (08) 6243 3111
EMAIL: inspections@safemaster.net.au

INSPECTION LOG RECORD - INSTALLED SYSTEMS

Client: Vicinity Centres

Job Ref: SM12182

Site: Galleria

Item No	Equipment Type& Description	Manufacturer/ Installer	Location	Commission Date	Insp Date	Next Insp Date	Complying Standards	Status	Comments
378	Anchor Point-Purlin Fix-15kN (LowPro)	Safemaster	L67	1/02/2018	8/09/2020	8/09/2021	AS1891.4:2009	Pass	
379	Anchor Point-Purlin Fix-15kN (LowPro)	Safemaster	L67	1/02/2018	8/09/2020	8/09/2021	AS1891.4:2009	Pass	
380	Anchor Point-Purlin Fix-15kN (LowPro)	Safemaster	L67	1/02/2018	8/09/2020	8/09/2021	AS1891.4:2009	Pass	
381	Anchor Point-Purlin Fix-15kN (LowPro)	Safemaster	L67	1/02/2018	8/09/2020	8/09/2021	AS1891.4:2009	Pass	
382	Anchor Point-Purlin Fix-15kN (LowPro)	Safemaster	L67	1/02/2018	8/09/2020	8/09/2021	AS1891.4:2009	Pass	
383	Access Ladder (Al)	Unknown	L68	Unknown	8/09/2020	8/09/2021	AS/NZS 1657-2018	Fail	
384	Access Ladder (Al)	Unknown	L69	Unknown	8/09/2020	8/09/2021	AS/NZS 1657-2018	Fail	
385	Anchor Point-Purlin Fix-15kN (LowPro)	Safemaster	L70	1/02/2018	8/09/2020	8/09/2021	AS1891.4:2009	Pass	
386	Anchor Point-Purlin Fix-15kN (LowPro)	Safemaster	L70	1/02/2018	8/09/2020	8/09/2021	AS1891.4:2009	Pass	
387	Anchor Point-Purlin Fix-15kN (LowPro)	Safemaster	L70	1/02/2018	8/09/2020	8/09/2021	AS1891.4:2009	Pass	Two man required
388	Anchor Point-Purlin Fix-15kN (LowPro)	Safemaster	L70	1/02/2018	8/09/2020	8/09/2021	AS1891.4:2009	Pass	Two man required
389	Anchor Point-Purlin Fix-15kN (LowPro)	Safemaster	L70	1/02/2018	8/09/2020	8/09/2021	AS1891.4:2009	Pass	Two man required
390	Anchor Point-Purlin Fix-15kN (LowPro)	Safemaster	L70	1/02/2018	8/09/2020	8/09/2021	AS1891.4:2009	Pass	Two man required

All inspections are conducted in accordance with current legislation. Equipment status is deemed at the time of inspection. Maintenance and use of the equipment must be conducted in accordance with the manufacturers and legislative requirements after inspection. Removing the installation sign/tag 'Void Warranty' for the system.

CERTIFICATE OF COMPLIANCE

31-33 Catalano Road, Canning Vale 6155
CALL US: (08) 6243 3111
EMAIL: inspections@safemaster.net.au

INSPECTION LOG RECORD - INSTALLED SYSTEMS

Client: Vicinity Centres

Job Ref: SM12182

Site: Galleria

Item No	Equipment Type& Description	Manufacturer/ Installer	Location	Commission Date	Insp Date	Next Insp Date	Complying Standards	Status	Comments
391	Anchor Point-Purlin Fix-15kN (LowPro)	Safemaster	L70	1/02/2018	8/09/2020	8/09/2021	AS1891.4:2009	Pass	Two man required
392	Anchor Point-Purlin Fix-15kN (LowPro)	Safemaster	L70	1/02/2018	8/09/2020	8/09/2021	AS1891.4:2009	Pass	Two man required
393	Anchor Point-Purlin Fix-15kN (LowPro)	Safemaster	L70	1/02/2018	8/09/2020	8/09/2021	AS1891.4:2009	Pass	Two man required
394	Anchor Point-Purlin Fix-15kN (LowPro)	Safemaster	L70	1/02/2018	8/09/2020	8/09/2021	AS1891.4:2009	Pass	Two man required
395	Anchor Point-Purlin Fix-15kN (LowPro)	Safemaster	L70	1/02/2018	8/09/2020	8/09/2021	AS1891.4:2009	Pass	Two man required
396	Anchor Point-Purlin Fix-15kN (LowPro)	Safemaster	L70	1/02/2018	8/09/2020	8/09/2021	AS1891.4:2009	Pass	Two man required
397	Anchor Point-Purlin Fix-21kN	Safemaster	L70	1/04/2018	8/09/2020	8/09/2021	AS1891.4:2009	Pass	
398	Anchor Point-Purlin Fix-21kN	Safemaster	L70	1/04/2014	8/09/2020	8/09/2021	AS1891.4:2009	Pass	
399	Anchor Point-Purlin Fix-21kN	Safemaster	L70	1/04/2014	8/09/2020	8/09/2021	AS1891.4:2009	Pass	
400	Anchor Point-Purlin Fix-21kN	Safemaster	L70	1/04/2014	8/09/2020	8/09/2021	AS1891.4:2009	Pass	
401	Anchor Point-Purlin Fix-21kN	Safemaster	L70	1/04/2014	8/09/2020	8/09/2021	AS1891.4:2009	Pass	
402	Anchor Point-Purlin Fix-21kN	Safemaster	L70	1/04/2014	8/09/2020	8/09/2021	AS1891.4:2009	Pass	
403	Anchor Point-Purlin Fix-21kN	Safemaster	L70	1/04/2014	8/09/2020	8/09/2021	AS1891.4:2009	Pass	

All inspections are conducted in accordance with current legislation. Equipment status is deemed at the time of inspection. Maintenance and use of the equipment must be conducted in accordance with the manufacturers and legislative requirements after inspection. Removing the installation sign/tag 'Void Warranty' for the system.

CERTIFICATE OF COMPLIANCE

31-33 Catalano Road, Canning Vale 6155
CALL US: (08) 6243 3111
EMAIL: inspections@safemaster.net.au

INSPECTION LOG RECORD - INSTALLED SYSTEMS

Client: Vicinity Centres

Job Ref: SM12182

Site: Galleria

Item No	Equipment Type& Description	Manufacturer/ Installer	Location	Commission Date	Insp Date	Next Insp Date	Complying Standards	Status	Comments
404	Anchor Point-Purlin Fix-21kN	Safemaster	L70	1/04/2014	8/09/2020	8/09/2021	AS1891.4:2009	Pass	
405	Anchor Point-Purlin Fix-21kN	Safemaster	L70	1/04/2014	8/09/2020	8/09/2021	AS1891.4:2009	Pass	
406	Anchor Point-Purlin Fix-21kN	Safemaster	L70	1/04/2014	8/09/2020	8/09/2021	AS1891.4:2009	Pass	
407	Anchor Point-Purlin Fix-21kN	Safemaster	L70	1/04/2014	8/09/2020	8/09/2021	AS1891.4:2009	Pass	
408	Anchor Point-Purlin Fix-21kN	Safemaster	L70	1/04/2014	8/09/2020	8/09/2021	AS1891.4:2009	Pass	
409	Anchor Point-Purlin Fix-21kN	Safemaster	L70	1/04/2014	8/09/2020	8/09/2021	AS1891.4:2009	Pass	
410	Anchor Point-Purlin Fix-21kN	Safemaster	L70	1/04/2014	8/09/2020	8/09/2021	AS1891.4:2009	Pass	
411	Anchor Point-Purlin Fix-21kN	Safemaster	L70	1/04/2014	8/09/2020	8/09/2021	AS1891.4:2009	Pass	Two man required
412	Anchor Point-Purlin Fix-21kN	Safemaster	L70	1/04/2014	8/09/2020	8/09/2021	AS1891.4:2009	Pass	Two man required
413	Anchor Point-Purlin Fix-21kN	Safemaster	L70	1/04/2014	8/09/2020	8/09/2021	AS1891.4:2009	Pass	Two man required
414	Anchor Point-Purlin Fix-21kN	Safemaster	L70	1/04/2014	8/09/2020	8/09/2021	AS1891.4:2009	Pass	Two man required
415	Anchor Point-Purlin Fix-21kN	Safemaster	L70	1/04/2014	8/09/2020	8/09/2021	AS1891.4:2009	Pass	Two man required
416	Anchor Point-Purlin Fix-21kN	Safemaster	L70	1/04/2014	8/09/2020	8/09/2021	AS1891.4:2009	Pass	Two man required

All inspections are conducted in accordance with current legislation. Equipment status is deemed at the time of inspection. Maintenance and use of the equipment must be conducted in accordance with the manufacturers and legislative requirements after inspection. Removing the installation sign/tag 'Void Warranty' for the system.

CERTIFICATE OF COMPLIANCE

31-33 Catalano Road, Canning Vale 6155
CALL US: (08) 6243 3111
EMAIL: inspections@safemaster.net.au

INSPECTION LOG RECORD - INSTALLED SYSTEMS

Client: Vicinity Centres

Job Ref: SM12182

Site: Galleria

Item No	Equipment Type& Description	Manufacturer/ Installer	Location	Commission Date	Insp Date	Next Insp Date	Complying Standards	Status	Comments
417	Anchor Point-Purlin Fix-21kN	Safemaster	L70	1/04/2014	8/09/2020	8/09/2021	AS1891.4:2009	Pass	Two man required
418	Anchor Point-Purlin Fix-21kN	Safemaster	L70	1/04/2014	8/09/2020	8/09/2021	AS1891.4:2009	Pass	Two man required
419	Anchor Point-Purlin Fix-21kN	Safemaster	L70	1/04/2014	8/09/2020	8/09/2021	AS1891.4:2009	Pass	Two man required
420	Anchor Point-Purlin Fix-21kN	Safemaster	L70	1/04/2014	8/09/2020	8/09/2021	AS1891.4:2009	Pass	Two man required
421	Anchor Point-Purlin Fix-21kN	Safemaster	L70	1/04/2014	8/09/2020	8/09/2021	AS1891.4:2009	Pass	Two man required
422	Anchor Point-Purlin Fix-21kN	Safemaster	L70	1/04/2014	8/09/2020	8/09/2021	AS1891.4:2009	Pass	Two man required
423	Anchor Point-Purlin Fix-21kN	Safemaster	L70	1/04/2014	8/09/2020	8/09/2021	AS1891.4:2009	Pass	Two man required
424	Anchor Point-Purlin Fix-21kN	Safemaster	L70	1/04/2014	8/09/2020	8/09/2021	AS1891.4:2009	Pass	Two man required
425	Anchor Point-Purlin Fix-21kN	Safemaster	L70	1/04/2014	8/09/2020	8/09/2021	AS1891.4:2009	Pass	Two man required
426	Sign-Fragile and Brittle Surfsce	Safemaster	L70	1/02/2018	8/09/2020	8/09/2021	AS/NZS 1319:1994	Pass	
427	Sign-Fragile and Brittle Surfsce	Safemaster	L70	1/02/2018	8/09/2020	8/09/2021	AS/NZS 1319:1994	Pass	
428	Sign-Fragile and Brittle Surfsce	Safemaster	L70	1/02/2018	8/09/2020	8/09/2021	AS/NZS 1319:1994	Pass	
429	Sign-Fragile and Brittle Surfsce	Safemaster	L70	1/02/2018	8/09/2020	8/09/2021	AS/NZS 1319:1994	Pass	

All inspections are conducted in accordance with current legislation. Equipment status is deemed at the time of inspection. Maintenance and use of the equipment must be conducted in accordance with the manufacturers and legislative requirements after inspection. Removing the installation sign/tag 'Void Warranty' for the system.

CERTIFICATE OF COMPLIANCE

31-33 Catalano Road, Canning Vale 6155
CALL US: (08) 6243 3111
EMAIL: inspections@safemaster.net.au

INSPECTION LOG RECORD - INSTALLED SYSTEMS

Client: Vicinity Centres

Job Ref: SM12182

Site: Galleria

Item No	Equipment Type& Description	Manufacturer/ Installer	Location	Commission Date	Insp Date	Next Insp Date	Complying Standards	Status	Comments
430	Sign-Fragile and Brittle Surfsce	Safemaster	L70	1/02/2018	8/09/2020	8/09/2021	AS/NZS 1319:1994	Pass	
431	Sign-Fragile and Brittle Surfsce	Safemaster	L70	1/02/2018	8/09/2020	8/09/2021	AS/NZS 1319:1994	Pass	
432	Sign-Fragile and Brittle Surfsce	Safemaster	L70	1/02/2018	8/09/2020	8/09/2021	AS/NZS 1319:1994	Pass	
433	Sign-Fragile and Brittle Surfsce	Safemaster	L70	1/02/2018	8/09/2020	8/09/2021	AS/NZS 1319:1994	Pass	
434	Anchor Point-Purlin Fix-21kN	Safemaster	L71	1/04/2014	8/09/2020	8/09/2021	AS1891.4:2009	Pass	
435	Anchor Point-Purlin Fix-21kN	Safemaster	L71	1/04/2014	8/09/2020	8/09/2021	AS1891.4:2009	Pass	
436	Anchor Point-Purlin Fix-21kN	Safemaster	L71	1/04/2014	8/09/2020	8/09/2021	AS1891.4:2009	Pass	
437	Anchor Point-Purlin Fix-21kN	Safemaster	L71	1/04/2014	8/09/2020	8/09/2021	AS1891.4:2009	Pass	
438	Step (Steel)	Unknown	L72	Unknown	8/09/2020	8/09/2021	AS/NZS 1657-2018	Fail	Clear width of walking surface does not meet the required minimum
439	Guardrail (Al)	Unknown	L72	Unknown	8/09/2020	8/09/2021	AS/NZS 1657-2018	Fail	Guardrail not high enough when using steps
440	Purlin Fix Anchor point	Safemaster	L73 - 78	1/04/2014	8/09/2020	8/09/2021	AS1891.4:2009	Pass	Two man required
441	Purlin Fix Anchor point	Safemaster	L73 - 78	1/04/2014	8/09/2020	8/09/2021	AS1891.4:2009	Pass	Two man required
442	Purlin Fix Anchor point	Safemaster	L73 - 78	1/04/2014	8/09/2020	8/09/2021	AS1891.4:2009	Pass	Two man required

All inspections are conducted in accordance with current legislation. Equipment status is deemed at the time of inspection. Maintenance and use of the equipment must be conducted in accordance with the manufacturers and legislative requirements after inspection. Removing the installation sign/tag 'Void Warranty' for the system.

CERTIFICATE OF COMPLIANCE

31-33 Catalano Road, Canning Vale 6155
CALL US: (08) 6243 3111
EMAIL: inspections@safemaster.net.au

INSPECTION LOG RECORD - INSTALLED SYSTEMS

Client: Vicinity Centres

Job Ref: SM12182

Site: Galleria

Item No	Equipment Type& Description	Manufacturer/ Installer	Location	Commission Date	Insp Date	Next Insp Date	Complying Standards	Status	Comments
443	Purlin Fix Anchor point	Safemaster	L73 - 78	1/04/2014	8/09/2020	8/09/2021	AS1891.4:2009	Pass	Two man required
444	Purlin Fix Anchor point	Safemaster	L73 - 78	1/04/2014	8/09/2020	8/09/2021	AS1891.4:2009	Pass	Two man required
445	Purlin Fix Anchor point	Safemaster	L73 - 78	1/04/2014	8/09/2020	8/09/2021	AS1891.4:2009	Pass	Two man required
446	Purlin Fix Anchor point	Safemaster	L73 - 78	1/04/2014	8/09/2020	8/09/2021	AS1891.4:2009	Pass	Two man required
447	Purlin Fix Anchor point	Safemaster	L73 - 78	1/04/2014	8/09/2020	8/09/2021	AS1891.4:2009	Pass	Two man required
448	Purlin Fix Anchor point	Safemaster	L73 - 78	1/04/2014	8/09/2020	8/09/2021	AS1891.4:2009	Pass	Two man required
449	Purlin Fix Anchor point	Safemaster	L73 - 78	1/04/2014	8/09/2020	8/09/2021	AS1891.4:2009	Pass	Two man required
450	Purlin Fix Anchor point	Safemaster	L73 - 78	1/04/2014	8/09/2020	8/09/2021	AS1891.4:2009	Pass	Two man required
451	Purlin Fix Anchor point	Safemaster	L73 - 78	1/04/2014	8/09/2020	8/09/2021	AS1891.4:2009	Pass	Two man required
452	Purlin Fix Anchor point	Safemaster	L73 - 78	1/04/2014	8/09/2020	8/09/2021	AS1891.4:2009	Pass	Two man required
453	Purlin Fix Anchor point	Safemaster	L73 - 78	1/04/2014	8/09/2020	8/09/2021	AS1891.4:2009	Pass	Two man required
454	Purlin Fix Anchor point	Safemaster	L73 - 78	1/04/2014	8/09/2020	8/09/2021	AS1891.4:2009	Pass	Two man required
455	Purlin Fix Anchor point	Safemaster	L73 - 78	1/04/2014	8/09/2020	8/09/2021	AS1891.4:2009	Pass	Two man required

All inspections are conducted in accordance with current legislation. Equipment status is deemed at the time of inspection. Maintenance and use of the equipment must be conducted in accordance with the manufacturers and legislative requirements after inspection. Removing the installation sign/tag 'Void Warranty' for the system.

CERTIFICATE OF COMPLIANCE

31-33 Catalano Road, Canning Vale 6155
CALL US: (08) 6243 3111
EMAIL: inspections@safemaster.net.au

INSPECTION LOG RECORD - INSTALLED SYSTEMS

Client: Vicinity Centres

Job Ref: SM12182

Site: Galleria

Item No	Equipment Type& Description	Manufacturer/ Installer	Location	Commission Date	Insp Date	Next Insp Date	Complying Standards	Status	Comments
456	Purlin Fix Anchor point	Safemaster	L73 - 78	1/04/2014	8/09/2020	8/09/2021	AS1891.4:2009	Pass	Two man required
457	Purlin Fix Anchor point	Safemaster	L73 - 78	1/04/2014	8/09/2020	8/09/2021	AS1891.4:2009	Pass	Two man required
458	Purlin Fix Anchor point	Safemaster	L73 - 78	1/04/2014	8/09/2020	8/09/2021	AS1891.4:2009	Pass	Two man required
459	Purlin Fix Anchor point	Safemaster	L73 - 78	1/04/2014	8/09/2020	8/09/2021	AS1891.4:2009	Pass	Two man required
460	Purlin Fix Anchor point	Safemaster	L73 - 78	1/04/2014	8/09/2020	8/09/2021	AS1891.4:2009	Pass	Two man required
461	Purlin Fix Anchor point	Safemaster	L73 - 78	1/04/2014	8/09/2020	8/09/2021	AS1891.4:2009	Pass	Two man required
462	Purlin Fix Anchor point	Safemaster	L73 - 78	1/04/2014	8/09/2020	8/09/2021	AS1891.4:2009	Pass	Two man required
463	Purlin Fix Anchor point	Safemaster	L73 - 78	1/04/2014	8/09/2020	8/09/2021	AS1891.4:2009	Pass	Two man required
464	Purlin Fix Anchor point	Safemaster	L73 - 78	1/04/2014	8/09/2020	8/09/2021	AS1891.4:2009	Pass	Two man required
465	Purlin Fix Anchor point	Safemaster	L73 - 78	1/04/2014	8/09/2020	8/09/2021	AS1891.4:2009	Pass	Two man required
466	Purlin Fix Anchor point	Safemaster	L73 - 78	1/04/2014	8/09/2020	8/09/2021	AS1891.4:2009	Pass	Two man required
467	Purlin Fix Anchor point	Safemaster	L73 - 78	1/04/2014	8/09/2020	8/09/2021	AS1891.4:2009	Pass	Two man required
468	Purlin Fix Anchor point	Safemaster	L73 - 78	1/04/2014	8/09/2020	8/09/2021	AS1891.4:2009	Pass	Two man required

All inspections are conducted in accordance with current legislation. Equipment status is deemed at the time of inspection. Maintenance and use of the equipment must be conducted in accordance with the manufacturers and legislative requirements after inspection. Removing the installation sign/tag 'Void Warranty' for the system.

CERTIFICATE OF COMPLIANCE

31-33 Catalano Road, Canning Vale 6155
CALL US: (08) 6243 3111
EMAIL: inspections@safemaster.net.au

INSPECTION LOG RECORD - INSTALLED SYSTEMS

Client: Vicinity Centres

Job Ref: SM12182

Site: Galleria

Item No	Equipment Type& Description	Manufacturer/ Installer	Location	Commission Date	Insp Date	Next Insp Date	Complying Standards	Status	Comments
469	Purlin Fix Anchor point	Safemaster	L73 - 78	1/04/2014	8/09/2020	8/09/2021	AS1891.4:2009	Pass	Two man required
470	Purlin Fix Anchor point	Safemaster	L73 - 78	1/04/2014	8/09/2020	8/09/2021	AS1891.4:2009	Pass	Two man required
471	Purlin Fix Anchor point	Safemaster	L73 - 78	1/04/2014	8/09/2020	8/09/2021	AS1891.4:2009	Pass	Two man required
472	Sign-Fragile and Brittle Surfsce	Safemaster	L73	1/02/2018	8/09/2020	8/09/2021	AS/NZS 1319:1994	Pass	
473	Sign-Fragile and Brittle Surfsce	Safemaster	L73	1/02/2018	8/09/2020	8/09/2021	AS/NZS 1319:1994	Pass	
474	Sign-Fragile and Brittle Surfsce	Safemaster	L73	1/02/2018	8/09/2020	8/09/2021	AS/NZS 1319:1994	Pass	
475	Sign-Fragile and Brittle Surfsce	Safemaster	L73	1/02/2018	8/09/2020	8/09/2021	AS/NZS 1319:1994	Pass	
476	Anchor Point-Surface Mount-15kN	Unknown	L75	Unknown	8/09/2020	8/09/2021	AS1891.4:2009	Pass	
477	Sign-EWP Access Only	Safemaster	L76	1/02/2018	8/09/2020	8/09/2021	AS/NZS 1319:1994	Pass	
478	Sign-EWP Access Only	Safemaster	L76	1/02/2018	8/09/2020	8/09/2021	AS/NZS 1319:1994	Pass	
479	Guardrail (Galv)	Unknown	L80	Unknown	8/09/2020	8/09/2021	AS/NZS 1657-2018	Fail	Requires toe boards
480	Access Ladder (Al)	Unknown	L81	Unknown	8/09/2020	8/09/2021	AS/NZS 1657-2018	Fail	Landings are non-compliant. New ladder required
481	Access Stair (Galv)	Unknown	L82	Unknown	8/09/2020	8/09/2021	AS/NZS 1657-2018	Fail	Requires guardrail to both sides

All inspections are conducted in accordance with current legislation. Equipment status is deemed at the time of inspection. Maintenance and use of the equipment must be conducted in accordance with the manufacturers and legislative requirements after inspection. Removing the installation sign/tag 'Void Warranty' for the system.

CERTIFICATE OF COMPLIANCE

31-33 Catalano Road, Canning Vale 6155
CALL US: (08) 6243 3111
EMAIL: inspections@safemaster.net.au

INSPECTION LOG RECORD - INSTALLED SYSTEMS

Client: Vicinity Centres

Job Ref: SM12182

Site: Galleria

Item No	Equipment Type& Description	Manufacturer/ Installer	Location	Commission Date	Insp Date	Next Insp Date	Complying Standards	Status	Comments
482	Vertical Access Ladder (Al) with Static Line	Unknown	L83	Unknown	8/09/2020	8/09/2021	AS/NZS 1657-2018	Fail	Landings are non-compliant. D bars require lowering
483	Anchor Point-Surface Mount-15kN	Safemaster	L83	1/02/2018	8/09/2020	8/09/2021	AS1891.4:2009	Pass	
484	Access Strop	Safemaster	L83	1/02/2018	8/09/2020	8/09/2021	AS1891.4:2009	Pass	
485	Guardrail (Galv)	Unknown	L84	Unknown	8/09/2020	8/09/2021	AS/NZS 1657-2018	Fail	Corner pieces are too low
486	Caged Access Ladder (Galv)	Unknown	L85	Unknown	8/09/2020	8/09/2021	AS/NZS 1657-2018	Fail	Bottom rung spacing is too small
487	Guardrail (Galv)	Unknown	L85	Unknown	8/09/2020	8/09/2021	AS/NZS 1657-2018	Fail	Non-compliant spacing of rails
488	Caged Access Ladder (Galv)	Unknown	L86	Unknown	8/09/2020	8/09/2021	AS/NZS 1657-2018	Fail	Bottom rung spacing is too small
489	Guardrail (Galv)	Unknown	L86	Unknown	8/09/2020	8/09/2021	AS/NZS 1657-2018	Fail	Non-compliant spacing of rails
490	Access Ladder (Al)	Unknown	L87	Unknown	8/09/2020	8/09/2021	AS/NZS 1657-2018	Fail	Multiple non-compliances
491	Guardrail (Galv)	Unknown	L87	Unknown	8/09/2020	8/09/2021	AS/NZS 1657-2018	Fail	Space between midrail and floor is greater then allow maximum
492	Access Ladder (Al)	Unknown	L88	Unknown	8/09/2020	8/09/2021	AS/NZS 1657-2018	Fail	Multiple non-compliances
493	Anchor Point-Purlin Fix-21kN	Safemaster	L88	1/04/2014	8/09/2020	8/09/2021	AS1891.4:2009	Fail	Anchor is bent
494	Anchor Point-Surface Mount-15kN	Safemaster	L88	1/02/2018	8/09/2020	8/09/2021	AS1891.4:2009	Pass	

All inspections are conducted in accordance with current legislation. Equipment status is deemed at the time of inspection. Maintenance and use of the equipment must be conducted in accordance with the manufacturers and legislative requirements after inspection. Removing the installation sign/tag 'Void Warranty' for the system.

CERTIFICATE OF COMPLIANCE

31-33 Catalano Road, Canning Vale 6155
CALL US: (08) 6243 3111
EMAIL: inspections@safemaster.net.au

INSPECTION LOG RECORD - INSTALLED SYSTEMS

Client: Vicinity Centres

Job Ref: SM12182

Site: Galleria

Item No	Equipment Type& Description	Manufacturer/ Installer	Location	Commission Date	Insp Date	Next Insp Date	Complying Standards	Status	Comments
495	Anchor Point-Purlin Fix-21kN	Safemaster	L88	1/04/2014	8/09/2020	8/09/2021	AS1891.4:2009	Fail	Anchor is bent
496	Anchor Point-Surface Mount-15kN	Safemaster	L88	1/02/2018	8/09/2020	8/09/2021	AS1891.4:2009	Pass	
497	Anchor Point-Purlin Fix-21kN	Safemaster	L88	1/04/2014	8/09/2020	8/09/2021	AS1891.4:2009	Pass	
498	Anchor Point-Surface Mount-15kN	Safemaster	L88	1/02/2018	8/09/2020	8/09/2021	AS1891.4:2009	Pass	
499	Anchor Point-Purlin Fix-21kN	Safemaster	L88	1/04/2014	8/09/2020	8/09/2021	AS1891.4:2009	Pass	
500	Anchor Point-Surface Mount-15kN	Safemaster	L88	1/02/2018	8/09/2020	8/09/2021	AS1891.4:2009	Pass	
501	Anchor Point-Purlin Fix-21kN	Safemaster	L88	1/04/2014	8/09/2020	8/09/2021	AS1891.4:2009	Pass	
502	Anchor Point-Surface Mount-15kN	Safemaster	L88	1/02/2018	8/09/2020	8/09/2021	AS1891.4:2009	Pass	
503	Access Stair (Galv)	Unknown	L89	Unknown	8/09/2020	8/09/2021	AS/NZS 1657-2018	Fail	Requires guardrail to both sides
504	Sign-Fragile and Brittle Surfsce	Safemaster	L90	1/02/2018	8/09/2020	8/09/2021	AS/NZS 1319:1994	Pass	
505	Sign-Fragile and Brittle Surfsce	Safemaster	L90	1/02/2018	8/09/2020	8/09/2021	AS/NZS 1319:1994	Pass	
506	Sign-Fragile and Brittle Surfsce	Safemaster	L90	1/02/2018	8/09/2020	8/09/2021	AS/NZS 1319:1994	Pass	
507	Anchor Point-Purlin Fix-21kN	Safemaster	L90	1/04/2014	8/09/2020	8/09/2021	AS1891.4:2009	Pass	

All inspections are conducted in accordance with current legislation. Equipment status is deemed at the time of inspection. Maintenance and use of the equipment must be conducted in accordance with the manufacturers and legislative requirements after inspection. Removing the installation sign/tag 'Void Warranty' for the system.

CERTIFICATE OF COMPLIANCE

31-33 Catalano Road, Canning Vale 6155
CALL US: (08) 6243 3111
EMAIL: inspections@safemaster.net.au

INSPECTION LOG RECORD - INSTALLED SYSTEMS

Client: Vicinity Centres

Job Ref: SM12182

Site: Galleria

Item No	Equipment Type& Description	Manufacturer/ Installer	Location	Commission Date	Insp Date	Next Insp Date	Complying Standards	Status	Comments
508	Anchor Point-Purlin Fix-21kN	Safemaster	L90	1/04/2014	8/09/2020	8/09/2021	AS1891.4:2009	Pass	
509	Anchor Point-Purlin Fix-21kN	Safemaster	L90	1/04/2014	8/09/2020	8/09/2021	AS1891.4:2009	Pass	
510	Anchor Point-Purlin Fix-21kN	Safemaster	L90	1/04/2014	8/09/2020	8/09/2021	AS1891.4:2009	Pass	
511	Anchor Point-Purlin Fix-21kN	Safemaster	L90	1/04/2014	8/09/2020	8/09/2021	AS1891.4:2009	Pass	
512	Anchor Point-Purlin Fix-21kN	Safemaster	L90	1/04/2014	8/09/2020	8/09/2021	AS1891.4:2009	Pass	
513	Anchor Point-Purlin Fix-21kN	Safemaster	L90	1/04/2014	8/09/2020	8/09/2021	AS1891.4:2009	Pass	
514	Anchor Point-Purlin Fix-21kN	Safemaster	L90	1/04/2014	8/09/2020	8/09/2021	AS1891.4:2009	Pass	
515	Anchor Point-Purlin Fix-21kN	Safemaster	L90	1/04/2014	8/09/2020	8/09/2021	AS1891.4:2009	Pass	
516	Anchor Point-Purlin Fix-15kN (LowPro)	Safemaster	L90	1/02/2018	8/09/2020	8/09/2021	AS1891.4:2009	Pass	
517	Anchor Point-Purlin Fix-15kN (LowPro)	Safemaster	L90	1/02/2018	8/09/2020	8/09/2021	AS1891.4:2009	Pass	
518	Anchor Point-Purlin Fix-15kN (LowPro)	Safemaster	L90	1/02/2018	8/09/2020	8/09/2021	AS1891.4:2009	Pass	
519	Anchor Point-Purlin Fix-15kN (LowPro)	Safemaster	L90	1/02/2018	8/09/2020	8/09/2021	AS1891.4:2009	Pass	
520	Anchor Point-Purlin Fix-15kN (LowPro)	Safemaster	L90	1/02/2018	8/09/2020	8/09/2021	AS1891.4:2009	Pass	

All inspections are conducted in accordance with current legislation. Equipment status is deemed at the time of inspection. Maintenance and use of the equipment must be conducted in accordance with the manufacturers and legislative requirements after inspection. Removing the installation sign/tag 'Void Warranty' for the system.

CERTIFICATE OF COMPLIANCE

31-33 Catalano Road, Canning Vale 6155
CALL US: (08) 6243 3111
EMAIL: inspections@safemaster.net.au

INSPECTION LOG RECORD - INSTALLED SYSTEMS

Client: Vicinity Centres

Job Ref: SM12182

Site: Galleria

Item No	Equipment Type& Description	Manufacturer/ Installer	Location	Commission Date	Insp Date	Next Insp Date	Complying Standards	Status	Comments
521	Anchor Point-Purlin Fix-15kN (LowPro)	Safemaster	L90	1/02/2018	8/09/2020	8/09/2021	AS1891.4:2009	Pass	
522	Anchor Point-Purlin Fix-15kN (LowPro)	Safemaster	L90	1/02/2018	8/09/2020	8/09/2021	AS1891.4:2009	Pass	
523	Anchor Point-Purlin Fix-15kN (LowPro)	Safemaster	L90	1/02/2018	8/09/2020	8/09/2021	AS1891.4:2009	Pass	
524	Anchor Point-Purlin Fix-15kN (LowPro)	Safemaster	L90	1/02/2018	8/09/2020	8/09/2021	AS1891.4:2009	Pass	
525	Anchor Point-Purlin Fix-15kN (LowPro)	Safemaster	L90	1/02/2018	8/09/2020	8/09/2021	AS1891.4:2009	Pass	
526	Anchor Point-Purlin Fix-15kN (LowPro)	Safemaster	L90	1/02/2018	8/09/2020	8/09/2021	AS1891.4:2009	Pass	
527	Access Ladder (Al)	Unknown	L91 - Ground Level	Unknown	8/09/2020	8/09/2021	AS/NZS 1657-2018	Fail	To be tagged as "Out of Service"
528	Roof Access Hatch	Unknown	L91	Unknown	8/09/2020	8/09/2021	AS/NZS 1657-2018	Fail	To be tagged as "Out of Service"
529	Anchor Point-Purlin Fix-15kN (LowPro)	Safemaster	L91	1/02/2018	8/09/2020	8/09/2021	AS1891.4:2009	Pass	
530	Anchor Point-Purlin Fix-15kN (LowPro)	Safemaster	L91	1/02/2018	8/09/2020	8/09/2021	AS1891.4:2009	Pass	
531	Purlin Fix Anchor point	Safemaster	L91	1/04/2014	8/09/2020	8/09/2021	AS1891.4:2009	Pass	
532	Purlin Fix Anchor point	Safemaster	L91	1/04/2014	8/09/2020	8/09/2021	AS1891.4:2009	Pass	
533	Purlin Fix Anchor point	Safemaster	L91	1/04/2014	8/09/2020	8/09/2021	AS1891.4:2009	Pass	

All inspections are conducted in accordance with current legislation. Equipment status is deemed at the time of inspection. Maintenance and use of the equipment must be conducted in accordance with the manufacturers and legislative requirements after inspection. Removing the installation sign/tag 'Void Warranty' for the system.

CERTIFICATE OF COMPLIANCE

31-33 Catalano Road, Canning Vale 6155
CALL US: (08) 6243 3111
EMAIL: inspections@safemaster.net.au

INSPECTION LOG RECORD - INSTALLED SYSTEMS

Client: Vicinity Centres

Job Ref: SM12182

Site: Galleria

Item No	Equipment Type& Description	Manufacturer/ Installer	Location	Commission Date	Insp Date	Next Insp Date	Complying Standards	Status	Comments
534	Purlin Fix Anchor point	Safemaster	L92	1/04/2014	8/09/2020	8/09/2021	AS1891.4:2009	Pass	
535	Access Ladder (Al)	Unknown	L92	Unknown	8/09/2020	8/09/2021	AS/NZS 1657-2018	Fail	Bottom rung spacing too small and top rung not level with landing. Incorrect angle of ladder and top rung is not level with landing To be tagged as "Out of Service"
536	Access Ladder (Al)	Unknown	L93	Unknown	8/09/2020	8/09/2021	AS/NZS 1657-2018	Fail	
537	Roof Access Hatch	Unknown	L94	Unknown	8/09/2020	8/09/2021	AS/NZS 1657-2018	Fail	
538	Anchor Point-Purlin Fix-21kN	Safemaster	L94	1/04/2014	8/09/2020	8/09/2021	AS1891.4:2009	Pass	
539	Anchor Point-Purlin Fix-21kN	Safemaster	L94	1/04/2014	8/09/2020	8/09/2021	AS1891.4:2009	Pass	
540	Anchor Point-Purlin Fix-21kN	Safemaster	L94	1/04/2014	8/09/2020	8/09/2021	AS1891.4:2009	Pass	
541	Anchor Point-Purlin Fix-21kN	Safemaster	L94	1/04/2014	8/09/2020	8/09/2021	AS1891.4:2009	Pass	
542	Anchor Point-Purlin Fix-15kN (LowPro)	Safemaster	L95	1/02/2018	8/09/2020	8/09/2021	AS1891.4:2009	Pass	
543	Anchor Point-Purlin Fix-15kN (LowPro)	Safemaster	L95	1/02/2018	8/09/2020	8/09/2021	AS1891.4:2009	Pass	
544	Anchor Point-Purlin Fix-15kN (LowPro)	Safemaster	L95	1/02/2018	8/09/2020	8/09/2021	AS1891.4:2009	Pass	
545	Anchor Point-Purlin Fix-15kN (LowPro)	Safemaster	L95	1/02/2018	8/09/2020	8/09/2021	AS1891.4:2009	Pass	
546	Anchor Point-Purlin Fix-21kN	Safemaster	L96	1/04/2014	8/09/2020	8/09/2021	AS1891.4:2009	Pass	

All inspections are conducted in accordance with current legislation. Equipment status is deemed at the time of inspection. Maintenance and use of the equipment must be conducted in accordance with the manufacturers and legislative requirements after inspection. Removing the installation sign/tag 'Void Warranty' for the system.

CERTIFICATE OF COMPLIANCE

31-33 Catalano Road, Canning Vale 6155
CALL US: (08) 6243 3111
EMAIL: inspections@safemaster.net.au

INSPECTION LOG RECORD - INSTALLED SYSTEMS

Client: Vicinity Centres

Job Ref: SM12182

Site: Galleria

Item No	Equipment Type& Description	Manufacturer/ Installer	Location	Commission Date	Insp Date	Next Insp Date	Complying Standards	Status	Comments
547	Anchor Point-Purlin Fix-21kN	Safemaster	L96	1/04/2014	8/09/2020	8/09/2021	AS1891.4:2009	Pass	
548	Access Ladder (Al)	Unknown	L96	Unknown	8/09/2020	8/09/2021	AS/NZS 1657-2018	Fail	Bottom rung spacing too small, top landing too small and not level with rung
549	Access Ladder (Al)	Safemaster	L97	1/02/2018	8/09/2020	8/09/2021	AS/NZS 1657-2018	Pass	
550	Anchor Point-Purlin Fix-21kN	Safemaster	L97	1/04/2014	8/09/2020	8/09/2021	AS1891.4:2009	Pass	
551	Anchor Point-Purlin Fix-21kN	Safemaster	L97	1/04/2014	8/09/2020	8/09/2021	AS1891.4:2009	Pass	
552	Anchor Point-Purlin Fix-21kN	Safemaster	L97	1/04/2014	8/09/2020	8/09/2021	AS1891.4:2009	Pass	
553	Anchor Point-Purlin Fix-21kN	Safemaster	L97	1/04/2014	8/09/2020	8/09/2021	AS1891.4:2009	Pass	
554	Anchor Point-Purlin Fix-21kN	Safemaster	L97	1/04/2014	8/09/2020	8/09/2021	AS1891.4:2009	Pass	
555	Anchor Point-Purlin Fix-15kN (LowPro)	Safemaster	L97	1/02/2018	8/09/2020	8/09/2021	AS1891.4:2009	Pass	
556	Anchor Point-Purlin Fix-15kN (LowPro)	Safemaster	L97	1/02/2018	8/09/2020	8/09/2021	AS1891.4:2009	Pass	
557	Anchor Point-Purlin Fix-15kN (LowPro)	Safemaster	L97	1/02/2018	8/09/2020	8/09/2021	AS1891.4:2009	Pass	
558	Anchor Point-Purlin Fix-15kN (LowPro)	Safemaster	L97	1/02/2018	8/09/2020	8/09/2021	AS1891.4:2009	Pass	
559	Anchor Point-Purlin Fix-21kN	Safemaster	L98	1/04/2014	8/09/2020	8/09/2021	AS1891.4:2009	Pass	

All inspections are conducted in accordance with current legislation. Equipment status is deemed at the time of inspection. Maintenance and use of the equipment must be conducted in accordance with the manufacturers and legislative requirements after inspection. Removing the installation sign/tag 'Void Warranty' for the system.

CERTIFICATE OF COMPLIANCE

31-33 Catalano Road, Canning Vale 6155
CALL US: (08) 6243 3111
EMAIL: inspections@safemaster.net.au

INSPECTION LOG RECORD - INSTALLED SYSTEMS

Client: Vicinity Centres

Job Ref: SM12182

Site: Galleria

Item No	Equipment Type& Description	Manufacturer/ Installer	Location	Commission Date	Insp Date	Next Insp Date	Complying Standards	Status	Comments
560	Anchor Point-Purlin Fix-21kN	Safemaster	L98	1/04/2014	8/09/2020	8/09/2021	AS1891.4:2009	Pass	
561	Anchor Point-Purlin Fix-21kN	Safemaster	L98	1/04/2014	8/09/2020	8/09/2021	AS1891.4:2009	Pass	
562	Anchor Point-Purlin Fix-21kN	Safemaster	L98	1/04/2014	8/09/2020	8/09/2021	AS1891.4:2009	Pass	
563	Anchor Point-Purlin Fix-21kN	Safemaster	L98	1/04/2014	8/09/2020	8/09/2021	AS1891.4:2009	Pass	
564	Anchor Point-Purlin Fix-21kN	Safemaster	L98	1/04/2014	8/09/2020	8/09/2021	AS1891.4:2009	Pass	
565	Anchor Point-Purlin Fix-21kN	Safemaster	L98	1/04/2014	8/09/2020	8/09/2021	AS1891.4:2009	Pass	
566	Anchor Point-Purlin Fix-21kN	Safemaster	L98	1/04/2014	8/09/2020	8/09/2021	AS1891.4:2009	Pass	
567	Access Ladder (AI)	Unknown	L98	Unknown	8/09/2020	8/09/2021	AS/NZS 1657-2018	Fail	No top landing installed and bottom rung spacing too small
568	Vertical Ladder (AI) with Static Line	Unknown	L99	Unknown	8/09/2020	8/09/2021	AS/NZS 1657-2018	Fail	Top landing is too small
569	Guardrail (AI)	Unknown	L99	Unknown	8/09/2020	8/09/2021	AS/NZS 1657-2018	Fail	Guardrails are too low when user is on ladder landing
570	Anchor Point-Surface Mount-15kN	Safemaster	L99	1/02/2018	8/09/2020	8/09/2021	AS1891.4:2009	Pass	
571	Anchor Point-Surface Mount-15kN	Safemaster	L99	1/02/2018	8/09/2020	8/09/2021	AS1891.4:2009	Pass	
572	Anchor Point-Surface Mount-15kN	Safemaster	L99	1/02/2018	8/09/2020	8/09/2021	AS1891.4:2009	Pass	

All inspections are conducted in accordance with current legislation. Equipment status is deemed at the time of inspection. Maintenance and use of the equipment must be conducted in accordance with the manufacturers and legislative requirements after inspection. Removing the installation sign/tag 'Void Warranty' for the system.

CERTIFICATE OF COMPLIANCE

31-33 Catalano Road, Canning Vale 6155
CALL US: (08) 6243 3111
EMAIL: inspections@safemaster.net.au

INSPECTION LOG RECORD - INSTALLED SYSTEMS

Client: Vicinity Centres

Job Ref: SM12182

Site: Galleria

Item No	Equipment Type& Description	Manufacturer/ Installer	Location	Commission Date	Insp Date	Next Insp Date	Complying Standards	Status	Comments
573	Mechanical Plant Platform	Unknown	L100	Unknown	8/09/2020	8/09/2021	AS/NZS 1657-2018	Fail	Requires step to provide safe access
574	Guardrail (Galv)	Unknown	L100	Unknown	8/09/2020	8/09/2021	AS/NZS 1657-2018	Pass	
575	Anchor Point-Purlin Fix-21kN	Safemaster	L101	1/02/2018	8/09/2020	8/09/2021	AS1891.4:2009	Pass	
576	Anchor Point-Purlin Fix-21kN	Safemaster	L101	1/02/2018	8/09/2020	8/09/2021	AS1891.4:2009	Pass	
577	Anchor Point-Purlin Fix-21kN	Safemaster	L101	1/02/2018	8/09/2020	8/09/2021	AS1891.4:2009	Pass	
578	Anchor Point-Purlin Fix-21kN	Safemaster	L101	1/02/2018	8/09/2020	8/09/2021	AS1891.4:2009	Pass	
579	Anchor Point-Purlin Fix-21kN	Safemaster	L101	1/04/2014	8/09/2020	8/09/2021	AS1891.4:2009	Fail	Anchor stem is bent
580	Anchor Point-Purlin Fix-21kN	Safemaster	L101	1/04/2014	8/09/2020	8/09/2021	AS1891.4:2009	Fail	Anchor stem is bent
581	Step (Al)	Unknown	L102	Unknown	8/09/2020	8/09/2021	AS/NZS 1657-2018	Fail	Walking surface out of line and allowed height for a single step exceeded
582	Step (Al)	Unknown	L103	Unknown	8/09/2020	8/09/2021	AS/NZS 1657-2018	Fail	Walking surface out of line and allowed height for a single step exceeded
583	Access Ladder (Al)	Unknown	L104	Unknown	8/09/2020	8/09/2021	AS/NZS 1657-2018	Fail	Bottom rung spacings too small, top landing too small and not level with rung
584	Anchor Point-Purlin Fix-15kN (LowPro)	Safemaster	L104	1/02/2018	8/09/2020	8/09/2021	AS1891.4:2009	Pass	
585	Anchor Point-Purlin Fix-15kN (LowPro)	Safemaster	L104	1/02/2018	8/09/2020	8/09/2021	AS1891.4:2009	Pass	

All inspections are conducted in accordance with current legislation. Equipment status is deemed at the time of inspection. Maintenance and use of the equipment must be conducted in accordance with the manufacturers and legislative requirements after inspection. Removing the installation sign/tag 'Void Warranty' for the system.

CERTIFICATE OF COMPLIANCE

31-33 Catalano Road, Canning Vale 6155
CALL US: (08) 6243 3111
EMAIL: inspections@safemaster.net.au

INSPECTION LOG RECORD - INSTALLED SYSTEMS

Client: Vicinity Centres

Job Ref: SM12182

Site: Galleria

Item No	Equipment Type& Description	Manufacturer/ Installer	Location	Commission Date	Insp Date	Next Insp Date	Complying Standards	Status	Comments
586	Anchor Point-Purlin Fix-15kN (LowPro)	Safemaster	L104	1/02/2018	8/09/2020	8/09/2021	AS1891.4:2009	Pass	
587	Anchor Point-Purlin Fix-15kN (LowPro)	Safemaster	L104	1/02/2018	8/09/2020	8/09/2021	AS1891.4:2009	Pass	
588	Anchor Point-Purlin Fix-15kN (LowPro)	Safemaster	L104	1/02/2018	8/09/2020	8/09/2021	AS1891.4:2009	Pass	
589	Anchor Point-Purlin Fix-15kN (LowPro)	Safemaster	L104	1/02/2018	8/09/2020	8/09/2021	AS1891.4:2009	Pass	
590	Anchor Point-Purlin Fix-15kN (LowPro)	Safemaster	L104	1/02/2018	8/09/2020	8/09/2021	AS1891.4:2009	Pass	
591	Anchor Point-Purlin Fix-15kN (LowPro)	Safemaster	L104	1/02/2018	8/09/2020	8/09/2021	AS1891.4:2009	Pass	
592	Anchor Point-Purlin Fix-15kN (LowPro)	Safemaster	L104	1/02/2018	8/09/2020	8/09/2021	AS1891.4:2009	Pass	
593	Anchor Point-Purlin Fix-15kN (LowPro)	Safemaster	L104	1/02/2018	8/09/2020	8/09/2021	AS1891.4:2009	Pass	
594	Roof Access Hatch	Unknown	L105	Unknown	8/09/2020	8/09/2021	AS/NZS 1657-2018	Fail	To be signed as "Out of Service"
595	Guardrail (Al)	Unknown	L105	Unknown	8/09/2020	8/09/2021	AS/NZS 1657-2018	Fail	Requires re-installation and bracing
596	Access Ladder (Galv)	Unknown	L105	Unknown	8/09/2020	8/09/2021	AS/NZS 1657-2018	Fail	Non-compliant
597	Anchor Point-Purlin Fix-21kN	Safemaster	L105	1/04/2014	8/09/2020	8/09/2021	AS1891.4:2009	Pass	
598	Anchor Point-Purlin Fix-15kN (LowPro)	Safemaster	L106	1/02/2018	8/09/2020	8/09/2021	AS1891.4:2009	Pass	Two man required

All inspections are conducted in accordance with current legislation. Equipment status is deemed at the time of inspection. Maintenance and use of the equipment must be conducted in accordance with the manufacturers and legislative requirements after inspection. Removing the installation sign/tag 'Void Warranty' for the system.

CERTIFICATE OF COMPLIANCE

31-33 Catalano Road, Canning Vale 6155
CALL US: (08) 6243 3111
EMAIL: inspections@safemaster.net.au

INSPECTION LOG RECORD - INSTALLED SYSTEMS

Client: Vicinity Centres

Job Ref: SM12182

Site: Galleria

Item No	Equipment Type& Description	Manufacturer/ Installer	Location	Commission Date	Insp Date	Next Insp Date	Complying Standards	Status	Comments
599	Anchor Point-Purlin Fix-15kN (LowPro)	Safemaster	L106	1/02/2018	8/09/2020	8/09/2021	AS1891.4:2009	Pass	Two man required
600	Anchor Point-Purlin Fix-15kN (LowPro)	Safemaster	L106	1/02/2018	8/09/2020	8/09/2021	AS1891.4:2009	Pass	Two man required
601	Anchor Point-Purlin Fix-15kN (LowPro)	Safemaster	L106	1/02/2018	8/09/2020	8/09/2021	AS1891.4:2009	Pass	Two man required
602	Anchor Point-Purlin Fix-15kN (LowPro)	Safemaster	L106	1/02/2018	8/09/2020	8/09/2021	AS1891.4:2009	Pass	Two man required
603	Sign-Fragile and Brittle Surfsce	Safemaster	L106	1/02/2018	8/09/2020	8/09/2021	AS/NZS 1319:1994	Pass	
604	Sign-Fragile and Brittle Surfsce	Safemaster	L106	1/02/2018	8/09/2020	8/09/2021	AS/NZS 1319:1994	Pass	
605	Anchor Point-Purlin Fix-15kN (LowPro)	Safemaster	L107	1/02/2018	8/09/2020	8/09/2021	AS1891.4:2009	Pass	
606	Sign-Harness Must Be Worn	Safemaster	L107	1/02/2018	8/09/2020	8/09/2021	AS/NZS 1319:1994	Pass	
607	Anchor Point-Purlin Fix-21kN	Safemaster	L108	1/04/2014	8/09/2020	8/09/2021	AS1891.4:2009	Pass	
608	Guardrail (AI)	Unknown	L108	Unknown	8/09/2020	8/09/2021	AS/NZS 1657-2018	Fail	Too low due to walkway thickness
609	Access Ladder (AI)	Unknown	L108	Unknown	8/09/2020	8/09/2021	AS/NZS 1657-2018	Fail	Non Compliant
610	Anchor Point-Purlin Fix-15kN (LowPro)	Safemaster	L109	1/02/2018	8/09/2020	8/09/2021	AS1891.4:2009	Pass	
611	Sign-Harness Must Be Worn	Safemaster	L109	1/02/2018	8/09/2020	8/09/2021	AS/NZS 1319:1994	Pass	

All inspections are conducted in accordance with current legislation. Equipment status is deemed at the time of inspection. Maintenance and use of the equipment must be conducted in accordance with the manufacturers and legislative requirements after inspection. Removing the installation sign/tag 'Void Warranty' for the system.

CERTIFICATE OF COMPLIANCE

31-33 Catalano Road, Canning Vale 6155
CALL US: (08) 6243 3111
EMAIL: inspections@safemaster.net.au

INSPECTION LOG RECORD - INSTALLED SYSTEMS

Client: Vicinity Centres

Job Ref: SM12182

Site: Galleria

Item No	Equipment Type& Description	Manufacturer/ Installer	Location	Commission Date	Insp Date	Next Insp Date	Complying Standards	Status	Comments
612	Anchor Point-Purlin Fix-21kN	Safemaster	L110	1/04/2014	8/09/2020	8/09/2021	AS1891.4:2009	Fail	Anchor stem is bent
613	Anchor Point-Purlin Fix-21kN	Safemaster	L110	1/04/2014	8/09/2020	8/09/2021	AS1891.4:2009	Pass	
614	Anchor Point-Purlin Fix-21kN	Safemaster	L110	1/04/2014	8/09/2020	8/09/2021	AS1891.4:2009	Pass	
615	Anchor Point-Purlin Fix-21kN	Safemaster	L110	1/04/2014	8/09/2020	8/09/2021	AS1891.4:2009	Pass	
616	Anchor Point-Purlin Fix-21kN	Safemaster	L110	1/04/2014	8/09/2020	8/09/2021	AS1891.4:2009	Pass	
617	Anchor Point-Purlin Fix-21kN	Safemaster	L110	1/04/2014	8/09/2020	8/09/2021	AS1891.4:2009	Pass	
618	Anchor Point-Purlin Fix-21kN	Safemaster	L110	1/04/2014	8/09/2020	8/09/2021	AS1891.4:2009	Pass	
619	Anchor Point-Purlin Fix-21kN	Safemaster	L110	1/04/2014	8/09/2020	8/09/2021	AS1891.4:2009	Pass	
620	Anchor Point-Purlin Fix-21kN	Safemaster	L110	1/04/2014	8/09/2020	8/09/2021	AS1891.4:2009	Pass	
621	Anchor Point-Purlin Fix-21kN	Safemaster	L110	1/04/2014	8/09/2020	8/09/2021	AS1891.4:2009	Fail	Anchor stem is bent
622	Anchor Point-Purlin Fix-15kN (LowPro)	Safemaster	L110	1/02/2018	8/09/2020	8/09/2021	AS1891.4:2009	Pass	
623	Anchor Point-Purlin Fix-15kN (LowPro)	Safemaster	L110	1/02/2018	8/09/2020	8/09/2021	AS1891.4:2009	Pass	
624	Anchor Point-Purlin Fix-15kN (LowPro)	Safemaster	L110	1/02/2018	8/09/2020	8/09/2021	AS1891.4:2009	Pass	

All inspections are conducted in accordance with current legislation. Equipment status is deemed at the time of inspection. Maintenance and use of the equipment must be conducted in accordance with the manufacturers and legislative requirements after inspection. Removing the installation sign/tag 'Void Warranty' for the system.

CERTIFICATE OF COMPLIANCE

31-33 Catalano Road, Canning Vale 6155
CALL US: (08) 6243 3111
EMAIL: inspections@safemaster.net.au

INSPECTION LOG RECORD - INSTALLED SYSTEMS

Client: Vicinity Centres

Job Ref: SM12182

Site: Galleria

Item No	Equipment Type& Description	Manufacturer/ Installer	Location	Commission Date	Insp Date	Next Insp Date	Complying Standards	Status	Comments
625	Anchor Point-Purlin Fix-15kN (LowPro)	Safemaster	L110	1/02/2018	8/09/2020	8/09/2021	AS1891.4:2009	Pass	
626	Anchor Point-Purlin Fix-21kN	Safemaster	L110 - Awning	1/04/2014	8/09/2020	8/09/2021	AS1891.4:2009	Pass	EWP Access required
627	Anchor Point-Purlin Fix-21kN	Safemaster	L110 - Awning	1/04/2014	8/09/2020	8/09/2021	AS1891.4:2009	Pass	EWP Access required
628	Anchor Point-Purlin Fix-21kN	Safemaster	L110 - Awning	1/04/2014	8/09/2020	8/09/2021	AS1891.4:2009	Pass	EWP Access required
629	Access Ladder (Al)	Unknown	L110	Unknown	8/09/2020	8/09/2021	AS/NZS 1657-2018	Fail	Bottom rung spacings too small, top landing too small and not level with rung Gap between platform and chillers exceeds allowable maximum
630	Mechanical Plant Platform	Unknown	L110	Unknown	8/09/2020	8/09/2021	AS/NZS 1657-2018	Fail	
631	Guardrail (Galv)	Unknown	L110	Unknown	8/09/2020	8/09/2021	AS/NZS 1657-2018	Pass	
632	Roof Access Hatch	Unknown	L110	Unknown	8/09/2020	8/09/2021	AS/NZS 1657-2018	Fail	To be signed as "Out of Service"
633	Access Ladder (Galv)	Unknown	L110	Unknown	8/09/2020	8/09/2021	AS/NZS 1657-2018	Fail	To be signed as "Out of Service"
634	Access Stair (Galv)	Unknown	L110	Unknown	8/09/2020	8/09/2021	AS/NZS 1657-2018	Fail	To be signed as "Out of Service"
635	Anchor Point-Purlin Fix-21kN	Safemaster	L111	1/04/2014	8/09/2020	8/09/2021	AS1891.4:2009	Pass	
636	Step (Al)	Unknown	L111	Unknown	8/09/2020	8/09/2021	AS/NZS 1657-2018	Fail	Allowed height for a single step exceeded
637	Anchor Strop	Unknown	L111	Unknown	8/09/2020	8/09/2021	AS1891.4:2009	Pass	

All inspections are conducted in accordance with current legislation. Equipment status is deemed at the time of inspection. Maintenance and use of the equipment must be conducted in accordance with the manufacturers and legislative requirements after inspection. Removing the installation sign/tag 'Void Warranty' for the system.

CERTIFICATE OF COMPLIANCE

31-33 Catalano Road, Canning Vale 6155
CALL US: (08) 6243 3111
EMAIL: inspections@safemaster.net.au

INSPECTION LOG RECORD - INSTALLED SYSTEMS

Client: Vicinity Centres

Job Ref: SM12182

Site: Galleria

Item No	Equipment Type& Description	Manufacturer/ Installer	Location	Commission Date	Insp Date	Next Insp Date	Complying Standards	Status	Comments
638	Anchor Point-Purlin Fix-15kN (LowPro)	Safemaster	L113	1/02/2018	8/09/2020	8/09/2021	AS1891.4:2009	Pass	
639	Anchor Point-Purlin Fix-15kN (LowPro)	Safemaster	L113	1/02/2018	8/09/2020	8/09/2021	AS1891.4:2009	Pass	
640	Anchor Point-Purlin Fix-15kN (LowPro)	Safemaster	L113	1/02/2018	8/09/2020	8/09/2021	AS1891.4:2009	Pass	
641	Roof Access Hatch	Unknown	L114	Unknown	8/09/2020	8/09/2021	AS/NZS 1657-2018	Fail	Tagged as "Out of Service"
642	Access Ladder (Galv)	Unknown	L115	Unknown	8/09/2020	8/09/2021	AS/NZS 1657-2018	Fail	
643	Access Ladder (Galv)	Unknown	L116 (Cooling Tower)	Unknown	8/09/2020	8/09/2021	AS/NZS 1657-2018	Fail	
644	Parapet Crossover Ladder (Al)	Unknown	L116	Unknown	8/09/2020	8/09/2021	AS/NZS 1657-2018	Pass	
645	Anchor Point-Purlin Fix-15kN (LowPro)	Safemaster	L116	1/02/2018	8/09/2020	8/09/2021	AS1891.4:2009	Pass	
646	Anchor Point-Purlin Fix-15kN (LowPro)	Safemaster	L116	1/02/2018	8/09/2020	8/09/2021	AS1891.4:2009	Pass	
647	Anchor Point-Purlin Fix-15kN (LowPro)	Safemaster	L116	1/02/2018	8/09/2020	8/09/2021	AS1891.4:2009	Pass	
648	Anchor Point-Purlin Fix-15kN (LowPro)	Safemaster	L118	1/02/2018	8/09/2020	8/09/2021	AS1891.4:2009	Pass	
649	Anchor Point-Purlin Fix-15kN (LowPro)	Safemaster	L118	1/02/2018	8/09/2020	8/09/2021	AS1891.4:2009	Pass	
650	Anchor Point-Purlin Fix-15kN (LowPro)	Safemaster	L118	1/02/2018	8/09/2020	8/09/2021	AS1891.4:2009	Pass	

All inspections are conducted in accordance with current legislation. Equipment status is deemed at the time of inspection. Maintenance and use of the equipment must be conducted in accordance with the manufacturers and legislative requirements after inspection. Removing the installation sign/tag 'Void Warranty' for the system.

CERTIFICATE OF COMPLIANCE

31-33 Catalano Road, Canning Vale 6155
CALL US: (08) 6243 3111
EMAIL: inspections@safemaster.net.au

INSPECTION LOG RECORD - INSTALLED SYSTEMS

Client: Vicinity Centres

Job Ref: SM12182

Site: Galleria

Item No	Equipment Type& Description	Manufacturer/ Installer	Location	Commission Date	Insp Date	Next Insp Date	Complying Standards	Status	Comments
651	Access Ladder (Al)	Safemaster	L118	1/02/2018	8/09/2020	8/09/2021	AS/NZS 1657-2018	Pass	
652	Sign-Fragile and Brittle Surface	Safemaster	L119	1/02/2018	8/09/2020	8/09/2021	AS/NZS 1319:1994	Pass	
653	Anchor Point-Surface Mount-15kN	Safemaster	L120	1/02/2018	8/09/2020	8/09/2021	AS1891.4:2009	Pass	EWP Access required
654	Anchor Point-Surface Mount-15kN	Safemaster	L120	1/02/2018	8/09/2020	8/09/2021	AS1891.4:2009	Pass	EWP Access required
655	Anchor Point-Surface Mount-15kN	Safemaster	L120	1/02/2018	8/09/2020	8/09/2021	AS1891.4:2009	Pass	EWP Access required
656	Anchor Point-Surface Mount-15kN	Safemaster	L120	1/02/2018	8/09/2020	8/09/2021	AS1891.4:2009	Pass	EWP Access required
657	Anchor Point-Surface Mount-15kN	Safemaster	L120	1/02/2018	8/09/2020	8/09/2021	AS1891.4:2009	Pass	EWP Access required
658	Anchor Point-Surface Mount-15kN	Safemaster	L120	1/02/2018	8/09/2020	8/09/2021	AS1891.4:2009	Pass	EWP Access required
659	Anchor Point-Surface Mount-15kN	Safemaster	L120	1/02/2018	8/09/2020	8/09/2021	AS1891.4:2009	Pass	EWP Access required
660	Anchor Point-Surface Mount-15kN	Safemaster	L120	1/02/2018	8/09/2020	8/09/2021	AS1891.4:2009	Pass	EWP Access required
661	Anchor Point-Surface Mount-15kN	Safemaster	L121	1/02/2018	8/09/2020	8/09/2021	AS1891.4:2009	Pass	
662	Anchor Point-Surface Mount-15kN	Safemaster	L121	1/02/2018	8/09/2020	8/09/2021	AS1891.4:2009	Pass	
663	Anchor Point-Surface Mount-15kN	Safemaster	L121	1/02/2018	8/09/2020	8/09/2021	AS1891.4:2009	Pass	

All inspections are conducted in accordance with current legislation. Equipment status is deemed at the time of inspection. Maintenance and use of the equipment must be conducted in accordance with the manufacturers and legislative requirements after inspection. Removing the installation sign/tag 'Void Warranty' for the system.

CERTIFICATE OF COMPLIANCE

31-33 Catalano Road, Canning Vale 6155
CALL US: (08) 6243 3111
EMAIL: inspections@safemaster.net.au

INSPECTION LOG RECORD - INSTALLED SYSTEMS

Client: Vicinity Centres

Job Ref: SM12182

Site: Galleria

Item No	Equipment Type& Description	Manufacturer/ Installer	Location	Commission Date	Insp Date	Next Insp Date	Complying Standards	Status	Comments
664	Anchor Point-Surface Mount-15kN	Safemaster	L121	1/02/2018	8/09/2020	8/09/2021	AS1891.4:2009	Pass	
665	Anchor Point-Surface Mount-15kN	Safemaster	L121	1/02/2018	8/09/2020	8/09/2021	AS1891.4:2009	Pass	
666	Anchor Point-Surface Mount-15kN	Safemaster	L121	1/02/2018	8/09/2020	8/09/2021	AS1891.4:2009	Pass	
667	Anchor Point-Surface Mount-15kN	Safemaster	L121	1/02/2018	8/09/2020	8/09/2021	AS1891.4:2009	Pass	
668	Anchor Point-Surface Mount-15kN	Safemaster	L121	1/02/2018	8/09/2020	8/09/2021	AS1891.4:2009	Pass	
669	Anchor Point-Surface Mount-15kN	Safemaster	L121	1/02/2018	8/09/2020	8/09/2021	AS1891.4:2009	Pass	
670	Anchor Point-Surface Mount-15kN	Safemaster	L121	1/02/2018	8/09/2020	8/09/2021	AS1891.4:2009	Pass	
671	Anchor Point-Surface Mount-15kN	Safemaster	L121	1/02/2018	8/09/2020	8/09/2021	AS1891.4:2009	Pass	
672	Anchor Point-Surface Mount-15kN	Safemaster	L121	1/02/2018	8/09/2020	8/09/2021	AS1891.4:2009	Pass	
673	Anchor Point-Surface Mount-15kN	Safemaster	L121	1/02/2018	8/09/2020	8/09/2021	AS1891.4:2009	Pass	
674	Anchor Point-Surface Mount-15kN	Safemaster	L121	1/02/2018	8/09/2020	8/09/2021	AS1891.4:2009	Pass	
675	Anchor Point-Surface Mount-15kN	Safemaster	L121	1/02/2018	8/09/2020	8/09/2021	AS1891.4:2009	Pass	
676	Anchor Point-Surface Mount-15kN	Safemaster	L121	1/02/2018	8/09/2020	8/09/2021	AS1891.4:2009	Pass	

All inspections are conducted in accordance with current legislation. Equipment status is deemed at the time of inspection. Maintenance and use of the equipment must be conducted in accordance with the manufacturers and legislative requirements after inspection. Removing the installation sign/tag 'Void Warranty' for the system.

CERTIFICATE OF COMPLIANCE

31-33 Catalano Road, Canning Vale 6155
CALL US: (08) 6243 3111
EMAIL: inspections@safemaster.net.au

INSPECTION LOG RECORD - INSTALLED SYSTEMS

Client: Vicinity Centres

Job Ref: SM12182

Site: Galleria

Item No	Equipment Type& Description	Manufacturer/ Installer	Location	Commission Date	Insp Date	Next Insp Date	Complying Standards	Status	Comments
677	Anchor Point-Surface Mount-15kN	Safemaster	L121	1/02/2018	8/09/2020	8/09/2021	AS1891.4:2009	Pass	
678	Anchor Point-Surface Mount-15kN	Safemaster	L121	1/02/2018	8/09/2020	8/09/2021	AS1891.4:2009	Pass	
679	Anchor Point-Surface Mount-15kN	Safemaster	L121	1/02/2018	8/09/2020	8/09/2021	AS1891.4:2009	Pass	
680	Anchor Point-Surface Mount-15kN	Safemaster	L121	1/02/2018	8/09/2020	8/09/2021	AS1891.4:2009	Pass	
681	Anchor Point-Surface Mount-15kN	Safemaster	L121	1/02/2018	8/09/2020	8/09/2021	AS1891.4:2009	Pass	
682	Anchor Point-Surface Mount-15kN	Safemaster	L121	1/02/2018	8/09/2020	8/09/2021	AS1891.4:2009	Pass	
683	Anchor Point-Surface Mount-15kN	Safemaster	L121	1/02/2018	8/09/2020	8/09/2021	AS1891.4:2009	Pass	
684	Access Ladder (Al)	Safemaster	L121	1/02/2018	8/09/2020	8/09/2021	AS/NZS 1657-2018	Pass	
685	Access Ladder (Al)	Safemaster	L121	1/02/2018	8/09/2020	8/09/2021	AS/NZS 1657-2018	Pass	
686	Sign-Roof Access	Safemaster	L121	1/02/2018	8/09/2020	8/09/2021	AS/NZS 1319:1994 AS/NZS 1891.4:2009	Pass	
687	Ladder Access Bracket	RIS	L122	Unknown	8/09/2020	8/09/2021	AS/NZS 1657-2018	Fail	No safe access to/egress from ladder

AUTHORISED BY: Andrew Treen



DATE: 08-09-2020

SIGNATURE:





All inspections are conducted in accordance with current legislation. Equipment status is deemed at the time of inspection. Maintenance and use of the equipment must be conducted in accordance with the manufacturers and legislative requirements after inspection. Removing the installation sign/tag 'Void Warranty' for the system.



Roof Safety Report for
Galleria, WA 6062

No	Photo of Hazard	Details of Hazard	Details of Risk	Existing/ Immediate Control Measure	Curre nt Risk Level	Proposed Permanent Solution	Resid ual Risk Asse sme nt	Details of Action Taken	Status	Reference
01	Building: General Stores Location Reference: L1 – Ground Floor Task: Access to the roof									
		Clearance between handrail surface and permanent structure is less than required minimum	Trips, Slips and Falls	Awareness induction	Med	Existing ladder to be removed and new ladder to be installed	Low	Client advised	Outstanding	OH&S REGULATIONS 3.7 AS/NZS 1657-2013 7.3.4
02	Building: General Stores Location Reference: L1 Task: Access to the roof									
		Headroom and clearance in front of the ladder is less than required minimum	Trips, Slips and Falls	Awareness induction	Med	Existing 900x900mm hatch to be removed and new 1200x800mm hatch to be installed	Low	Client advised	Outstanding	OH&S REGULATIONS 3.7 AS/NZS 1657-2013 7.3.5


Addendum Report for
Galleria, WA 6062

No	Photo of Hazard	Details of Hazard	Details of Risk	Existing/ Immediate Control Measure	Current Risk Level	Proposed Permanent Solution	Residual Risk Assessment	Details of Action Taken	Status	Reference
03	Building: General Stores Location Reference: L1 - Roof Level Task: Access to the Roof									
		Handrail extension from fall edge is less than required minimum	Trips, Slips and Falls	Awareness induction	Med	Handrail to be installed	Low	Client advised	Outstanding	AS/NZS 1657-2013 6.2.1.1
04	Building: General Stores Location Reference: L2 Task: Access to the roof									
		Walkway height is greater than required maximum from the adjacent area	Trips, Slips and Falls	Awareness induction	Med	Handrail and Larger platform to be installed	Low	Client advised	Outstanding	AS/NZS 1657-2013 5.4.1


Addendum Report for
Galleria, WA 6062

No	Photo of Hazard	Details of Hazard	Details of Risk	Existing/ Immediate Control Measure	Current Risk Level	Proposed Permanent Solution	Residual Risk Assessment	Details of Action Taken	Status	Reference
05	Building: General Stores Location Reference: L4 Task: Access to the A/c unit									
		Walkway and steps height are greater than required maximum from the adjacent area	Trips, Slips and Falls	Awareness induction	Med	Handrail to be installed	Low	Client advised	Outstanding	OH&S REGULATIONS 3.7 AS/NZS 1657-2013 5.4.1
06	Building: General Stores Location Reference: L5 Task: Access to the roof									
		Walkway Bridge height is greater than required maximum from adjacent areas, Stair risers varies & not within tolerance, Handrails not extended at top landing and Walkway stops 100mm short to the stair treads at top	Trips, Slips and Falls	Awareness induction	Med	Handrail to be installed at both side of walkway at base, Existing stair to be removed and new stair to be installed including top landing platform and handrails	Low	Client advised	Outstanding	OH&S REGULATIONS 3.7 AS/NZS 1657-2013 3.2.3.2 & 5.4.1 & 7.2.3


Addendum Report for
Galleria, WA 6062

No	Photo of Hazard	Details of Hazard	Details of Risk	Existing/ Immediate Control Measure	Curre nt Risk Level	Proposed Permanent Solution	Resid ual Risk Asse sme nt	Details of Action Taken	Status	Reference
07	Building: General Stores Location Reference: L7 Task: Access to the A/c unit									
		Variation in height between two roof levels are greater than required maximum	Trips, Slips and Falls	Awareness induction	Med	new mini access ladder to be installed with handrail	Low	Client advised	Outstanding	OH&S REGULATIONS 3.7 AS/NZS 1657-2013 3.1.4


Roof Safety Report for
Galleria, WA 6062

No	Photo of Hazard	Details of Hazard	Details of Risk	Existing/ Immediate Control Measure	Curre nt Risk Level	Proposed Permanent Solution	Resid ual Risk Asse sme nt	Details of Action Taken	Status	Reference
09	Building: General Stores Location Reference: L8 Task: Access to the A/c unit									
		Variation in height between two roof levels are greater than required maximum	Trips, Slips and Falls	Awareness induction	Med	Step to be installed and walkway to be extended at top level	Low	Client advised	Outstanding	OH&S REGULATIONS 3.7 AS/NZS 1657-2013 3.1.4


Roof Safety Report for
Galleria, WA 6062

No	Photo of Hazard	Details of Hazard	Details of Risk	Existing/ Immediate Control Measure	Curre nt Risk Level	Proposed Permanent Solution	Resid ual Risk Asse ssme nt	Details of Action Taken	Status	Reference
11	Building: General Stores Location Reference: L9 Task: Access to the A/c unit									
		Gap between the walkway panels are greater than required maximum	Trips, Slips and Falls	Awareness induction	Med	Bridging platform to be installed between two walkway sections including high visibility safety yellow nosing's	Low	Client advised	Outstanding	OH&S REGULATIONS 3.7 AS/NZS 1657-2013 3.2.3.4



Roof Safety Report for
Galleria, WA 6062

No	Photo of Hazard	Details of Hazard	Details of Risk	Existing/ Immediate Control Measure	Curre nt Risk Level	Proposed Permanent Solution	Resid ual Risk Asse ssme nt	Details of Action Taken	Status	Reference
13	Building: General Stores Location Reference: L11 Task: Access to the roof									
		Top rung not levelled with landing and Gap between the top rung and landing is greater than required maximum	Trips, Slips and Falls	Awareness induction	Med	Existing ladder to be removed and new ladder to be installed and top landing to be extended	Low	Client advised	Outstanding	OH&S REGULATIONS 3.7 AS/NZS 1657-2013 7.4.3.3 & 7.4.8.4


Roof Safety Report for
Galleria, WA 6062

No	Photo of Hazard	Details of Hazard	Details of Risk	Existing/ Immediate Control Measure	Curre nt Risk Level	Proposed Permanent Solution	Resid ual Risk Asse ssme nt	Details of Action Taken	Status	Reference
15	Building: General Stores Location Reference: L13 Task: Access to the roof									
		Top rung not levelled with landing and Clearance between the back edge of rung nosing and permanent structure is less than required minimum	Trips, Slips and Falls	Awareness induction	Med	Existing ladder to be removed and new ladder to be installed	Low	Client advised	Outstanding	OH&S REGULATIONS 3.7 AS/NZS 1657-2013 7.4.3.3 & 7.4.5



Roof Safety Report for
Galleria, WA 6062

No	Photo of Hazard	Details of Hazard	Details of Risk	Existing/ Immediate Control Measure	Curre nt Risk Level	Proposed Permanent Solution	Resid ual Risk Asse sme nt	Details of Action Taken	Status	Reference
17	Building: General Stores Location Reference: L14 Task: Access to the A/c unit									
		Gap between the walkway panels are greater than required maximum	Trips, Slips and Falls	Awareness induction	Med	Bridging platform to be installed between two walkway sections including high visibility safety yellow nosing's	Low	Client advised	Outstanding	OH&S REGULATIONS 3.6 AS/NZS 1657-2013 3.2.3.4
18	Building: General Stores Location Reference: L15 Task: Access to the A/c unit									
		Top rung not levelled with landing and Clearance between the back edge of rung nosing and permanent structure is less than required minimum and gap between landing and top rung is greater than required maximum	Trips, Slips and Falls	Awareness induction	Med	Existing ladder to be removed and new ladder to be installed	Low	Client advised	Outstanding	OH&S REGULATIONS 3.7 AS/NZS 1657-2013 7.4.3.3 & 7.4.5 & 7.4.8.4



Roof Safety Report for
Galleria, WA 6062

No	Photo of Hazard	Details of Hazard	Details of Risk	Existing/ Immediate Control Measure	Curre nt Risk Level	Proposed Permanent Solution	Resid ual Risk Asse ssme nt	Details of Action Taken	Status	Reference
20	Building: General Stores Location Reference: L17 Task: Access to the A/c unit									
		Bottom rung height is less than required minimum and landing is less than required minimum	Trips, Slips and Falls	Awareness induction	Med	Existing ladder to be removed and New parapet ladder including landing platforms to be installed	Low	Client advised	Outstanding	OH&S REGULATIONS 3.7 AS/NZS 1657-2013 7.4.3.4 & 7.3.6



Roof Safety Report for
Galleria, WA 6062

No	Photo of Hazard	Details of Hazard	Details of Risk	Existing/ Immediate Control Measure	Curre nt Risk Level	Proposed Permanent Solution	Resid ual Risk Asse ssme nt	Details of Action Taken	Status	Reference
21	Building: General Stores Location Reference: L18 Task: Access to the A/c unit									
		Variation in height between two levels are greater than required maximum	Trips, Slips and Falls	Awareness induction	Med	High visibility safety yellow tape to be installed	Low	Client advised	Outstanding	OH&S REGULATIONS 3.6 AS/NZS 1657-2013 3.3.4
22	Building: General Stores Location Reference: L19 Task: Access to the A/c unit									
		Gap between the walkway panels are greater than required maximum	Trips, Slips and Falls	Awareness induction	Med	Bridging platform to be installed between two walkway sections including high visibility safety yellow nosing's	Low	Client advised	Outstanding	OH&S REGULATIONS 3.6 AS/NZS 1657-2013 3.2.3.4



Roof Safety Report for
Galleria, WA 6062

No	Photo of Hazard	Details of Hazard	Details of Risk	Existing/ Immediate Control Measure	Curre nt Risk Level	Proposed Permanent Solution	Resid ual Risk Asse sme nt	Details of Action Taken	Status	Reference
23	Building: General Stores Location Reference: L21 Task: Access to the A/c unit									
		Variation in height between two level are greater than required maximum	Trips, Slips and Falls	Awareness induction	Med	Single step to be Installed	Low	Client advised	Outstanding	OH&S REGULATIONS 3.7 AS/NZS 1657-2013 3.1.4
24	Building: General Stores Location Reference: L22 & L23 Task: Access to the A/c unit									
		In-correct installation roof walkway and walkway height is greater than required maximum from adjacent area	Trips, Slips and Falls	Awareness induction	Med	Existing walkway to be removed and New walkway bridge including handrail to be installed	Low	Client advised	Outstanding	AS/NZS 1657-2013 5.4.1



Roof Safety Report for
Galleria, WA 6062

No	Photo of Hazard	Details of Hazard	Details of Risk	Existing/ Immediate Control Measure	Curre nt Risk Level	Proposed Permanent Solution	Resid ual Risk Asse sme nt	Details of Action Taken	Status	Reference
25	Building: General Stores Location Reference: L24 Task: Access to the A/c unit									
		Antenna installed over walkway	Trips, Slips and Falls	Awareness induction	Med	Walkway to be re-routed with additional sections if required or Re-locate antenna	Low	Client advised	Outstanding	OH&S REGULATIONS 3.6
26	Building: General Stores Location Reference: L25 Task: Access to the A/c unit									
		Walkway width is less than required minimum	Trips, Slips and Falls	Awareness induction	Med	Walkway to be extended	Low	Client advised	Outstanding	OH&S REGULATIONS 3.6 AS/NZS 1657-2013 5.1.3



Roof Safety Report for
Galleria, WA 6062

No	Photo of Hazard	Details of Hazard	Details of Risk	Existing/ Immediate Control Measure	Curre nt Risk Level	Proposed Permanent Solution	Resid ual Risk Asse sme nt	Details of Action Taken	Status	Reference
29	Building: General Stores Location Reference: L27 Task: Access to the A/c unit									
		Gap between two walkway panels are greater than required maximum	Trips, Slips and Falls	Awareness induction	Med	Bridging platform to be installed between two walkway sections including high visibility safety yellow nosing's	Low	Client advised	Outstanding	OH&S REGULATIONS 3.6 AS/NZS 1657-2013 3.2.3.4
32	Building: General Stores Location Reference: L29 Task: Access to the A/c unit									
		In-Correct installation of walkway	Trips, Slips and Falls	Awareness induction	Med	Walkway to be re-installed with new channels and fixings, High visibility safety yellow nosings to be installed at change in	Low	Client advised	Outstanding	OH&S REGULATIONS 3.6 AS/NZS 1657-2013 3.2.3.4


Roof Safety Report for
Galleria, WA 6062

No	Photo of Hazard	Details of Hazard	Details of Risk	Existing/ Immediate Control Measure	Curre nt Risk Level	Proposed Permanent Solution	Resid ual Risk Asse sme nt	Details of Action Taken	Status	Reference
33	Building: General Stores Location Reference: L30 Task: Access to the A/c unit									
		Walkway height is greater than required maximum from the adjacent area	Trips, Slips and Falls	Awareness induction	Med	Handrails to be installed	Low	Client advised	Outstanding	OH&S REGULATIONS 3.6 AS/NZS 1657-2013 5.4.1
34	Building: General Stores Location Reference: L31 Task: Access to the A/c unit									
		Bottom tread height is less than required minimum and Handrail is missing on one side	Trips, Slips and Falls	Awareness induction	Med	New landing platform to level with the bottom tread including high visibility safety yellow nosings to be installed and walkway to be re-routed with additional sections	Low	Client advised	Outstanding	OH&S REGULATIONS 3.7 AS/NZS 1657-2013 7.2.3.2



Roof Safety Report for
Galleria, WA 6062

No	Photo of Hazard	Details of Hazard	Details of Risk	Existing/ Immediate Control Measure	Curre nt Risk Level	Proposed Permanent Solution	Resid ual Risk Asse sme nt	Details of Action Taken	Status	Reference
35	Building: General Stores Location Reference: L32 Task: Access to the A/c unit									
		Bottom tread not uniformly spaced as remaining treads and Handrail is missing on one side	Trips, Slips and Falls	Awareness induction	Med	New landing platform to level with the bottom tread including high visibility safety yellow nosings to be installed and walkway to be re-routed with additional sections	Low	Client advised	Outstanding	OH&S REGULATIONS 3.7 AS/NZS 1657-2013 7.2.3.2
36	Building: General Stores Location Reference: L32 Task: Access to the A/c unit									
		Bottom tread not uniformly spaced as remaining treads	Trips, Slips and Falls	Awareness induction	Med	New landing platform to level with the bottom tread including high visibility safety yellow nosings to be installed and walkway to be re-routed with additional sections if required	Low	Client advised	Outstanding	OH&S REGULATIONS 3.7 AS/NZS 1657-2013 7.2.3.2



Roof Safety Report for
Galleria, WA 6062

No	Photo of Hazard	Details of Hazard	Details of Risk	Existing/ Immediate Control Measure	Curre nt Risk Level	Proposed Permanent Solution	Resid ual Risk Asse sme nt	Details of Action Taken	Status	Reference
37	Building: General Stores Location Reference: L33 Task: Access to the A/c unit									
		Bottom tread not uniformly spaced as remaining treads	Trips, Slips and Falls	Awareness induction	Med	New landing platform to level with the bottom tread including high visibility safety yellow nosings to be installed and walkway to be re-routed with additional sections if required	Low	Client advised	Outstanding	OH&S REGULATIONS 3.6 AS/NZS 1657-2013 7.2.3.2



Roof Safety Report for
Galleria, WA 6062

No	Photo of Hazard	Details of Hazard	Details of Risk	Existing/ Immediate Control Measure	Curre nt Risk Level	Proposed Permanent Solution	Resid ual Risk Asse ssme nt	Details of Action Taken	Status	Reference
39	Building: General Stores Location Reference: L35 Task: Access to the A/c unit									
		Roof pitch higher than the required minimum for a work area	Trips, Slips and Falls	Awareness induction	Med	Access platform and steps with handrail one side to be installed	Low	Client advised	Outstanding	OH&S REGULATIONS 3.6 AS/NZS 1657-2013 2.2
40	Building: General Stores Location Reference: L36 Task: Access to the A/c unit									
		Stair landing length is less than required minimum and risers not uniformly spaced and gap between the walkway panels at base is greater than required maximum	Trips, Slips and Falls	Awareness induction	Med	Existing stair to be removed and new stair to be installed with landing platforms and walkway to be extended to close the gap	Low	Client advised	Outstanding	OH&S REGULATIONS 3.7 AS/NZS 1657-2013 3.2.3.4 & 7.2.4 & 7.2.3.2


Roof Safety Report for
Galleria, WA 6062

No	Photo of Hazard	Details of Hazard	Details of Risk	Existing/ Immediate Control Measure	Curre nt Risk Level	Proposed Permanent Solution	Resid ual Risk Asse ssme nt	Details of Action Taken	Status	Reference
41	Building: General Stores Location Reference: L37 Task: Access to the A/c unit									
		Roof pitch higher than the required minimum for a work area	Trips, Slips and Falls	Awareness induction	Med	Access platform and steps with handrail one side to be installed	Low	Client advised	Outstanding	OH&S REGULATIONS 3.7 AS/NZS 1657-2013 2.2
42	Building: General Stores Location Reference: L38 Task: Access to the A/c unit									
		Roof pitch higher than the required minimum for a work area	Trips, Slips and Falls	Awareness induction	Med	Access platform and steps with handrail one side to be installed	Low	Client advised	Outstanding	OH&S REGULATIONS 3.7 AS/NZS 1657-2013 2.2



Roof Safety Report for
Galleria, WA 6062

No	Photo of Hazard	Details of Hazard	Details of Risk	Existing/ Immediate Control Measure	Curre nt Risk Level	Proposed Permanent Solution	Resid ual Risk Asse ssme nt	Details of Action Taken	Status	Reference
43	Building: General Stores Location Reference: L39 Task: Access to the A/c unit									
		Roof pitch higher than the required minimum for a work area	Trips, Slips and Falls	Awareness induction	Med	Access platform and steps with handrail one side to be installed	Low	Client advised	Outstanding	OH&S REGULATIONS 3.7 AS/NZS 1657-2013 2.2
44	Building: General Stores Location Reference: L40 Task: Access to the A/c unit									
		Roof pitch higher than the required minimum for a work area	Trips, Slips and Falls	Awareness induction	Med	Access platform and steps with handrail one side to be installed	Low	Client advised	Outstanding	OH&S REGULATIONS 3.7 AS/NZS 1657-2013 2.2



Roof Safety Report for
Galleria, WA 6062

No	Photo of Hazard	Details of Hazard	Details of Risk	Existing/ Immediate Control Measure	Curre nt Risk Level	Proposed Permanent Solution	Resid ual Risk Asse ssme nt	Details of Action Taken	Status	Reference
46	Building: General Stores Location Reference: L42 Task: Access to the A/c unit									
		Bottom tread not uniformly spaced as remaining treads	Trips, Slips and Falls	Awareness induction	Med	New landing platform to level with the bottom tread including high visibility safety yellow nosings to be installed and walkway to be re-routed with additional sections if required	Low	Client advised	Outstanding	OH&S REGULATIONS 3.6 AS/NZS 1657-2013 7.2.3.2


Roof Safety Report for
Galleria, WA 6062

No	Photo of Hazard	Details of Hazard	Details of Risk	Existing/ Immediate Control Measure	Curre nt Risk Level	Proposed Permanent Solution	Resid ual Risk Asse ssme nt	Details of Action Taken	Status	Reference
47	Building: General Stores Location Reference: L43 Task: Access to the A/c unit									
		Landing platform height from adjacent area is greater than required maximum	Trips, Slips and Falls	Awareness induction	Med	Handrails to be installed and Hi-Vis tape on the step edge	Low	Client advised	Outstanding	OH&S REGULATIONS 3.7 AS/NZS 1657-2013 5.4.1
48	Building: General Stores Location Reference: L44 Task: Access to the A/c unit									
		Top rung not levelled with landing platform	Trips, Slips and Falls	Awareness induction	Med	Existing ladder to be re-installed with new fixings brackets and fixings	Low	Client advised	Outstanding	OH&S REGULATIONS 3.7 AS/NZS 1657-2013 7.4.3.3



Roof Safety Report for
Galleria, WA 6062

No	Photo of Hazard	Details of Hazard	Details of Risk	Existing/ Immediate Control Measure	Curre nt Risk Level	Proposed Permanent Solution	Resid ual Risk Asse sme nt	Details of Action Taken	Status	Reference
49	Building: General Stores Location Reference: L45 Task: Access to the A/c unit									
		Variation in height between roof levels are greater than required maximum	Trips, Slips and Falls	Awareness induction	Med	New mini access ladder and additional anchor to be installed for safe access	Low	Client advised	Outstanding	OH&S REGULATIONS 3.7 AS/NZS 1657-2013 5.1.1 & 5.4.1
50	Building: General Stores Location Reference: L46 Task: Access to the A/c unit									
		Walkway bridge height from adjacent area is greater than required maximum and Landing platform not levelled	Trips, Slips and Falls	Awareness induction	Med	Existing landing to be removed and New levelled landing platform including handrails to be installed	Low	Client advised	Outstanding	OH&S REGULATIONS 3.7 AS/NZS 1657-2013 5.1.1 & 5.4.1



Roof Safety Report for
Galleria, WA 6062

No	Photo of Hazard	Details of Hazard	Details of Risk	Existing/ Immediate Control Measure	Curre nt Risk Level	Proposed Permanent Solution	Resid ual Risk Asse ssme nt	Details of Action Taken	Status	Reference
52	Building: General Stores Location Reference: L49 Task: Access to the A/c unit									
		Top rung not levelled with roof, additional support required at top and access anchor in way	Trips, Slips and Falls	Awareness induction	Med	New landing platform to be installed to level with the top rung and existing access anchor to be re-located or New anchor to be Installed	Low	Client advised	Outstanding	OH&S REGULATIONS 3.6 AS/NZS 1657-2013 7.4.3.3 & 7.4.4



Roof Safety Report for
Galleria, WA 6062

No	Photo of Hazard	Details of Hazard	Details of Risk	Existing/ Immediate Control Measure	Curre nt Risk Level	Proposed Permanent Solution	Resid ual Risk Asse sme nt	Details of Action Taken	Status	Reference
53	Building: General Stores Location Reference: L50 Task: Access to the A/c unit									
		Top rung not levelled with landing, bottom rung height is less than required minimum and gap between top rung and landing is greater than required maximum	Trips, Slips and Falls	Awareness induction	Med	Existing ladder to be removed and New ladder to be installed	Low	Client advised	Outstanding	OH&S REGULATIONS 3.7 AS/NZS 1657-2013 7.4.3.3 & 7.4.3.4 & 7.4.8.4
54	Building: General Stores Location Reference: L51 Task: Access to the A/c unit									
		Top rung not levelled with landing, bottom rung height is less than required minimum and gap between top rung and landing is greater than required maximum	Trips, Slips and Falls	Awareness induction	Med	Existing ladder to be removed and New ladder to be installed	Low	Client advised	Outstanding	OH&S REGULATIONS 3.7 AS/NZS 1657-2013 7.4.3.3 & 7.4.3.4 & 7.4.8.4



Roof Safety Report for
Galleria, WA 6062

No	Photo of Hazard	Details of Hazard	Details of Risk	Existing/ Immediate Control Measure	Curre nt Risk Level	Proposed Permanent Solution	Resid ual Risk Asse ssme nt	Details of Action Taken	Status	Reference
55	Building: General Stores Location Reference: L52 Task: Access to the A/c unit									
		Variation in height between two roofs are greater than required maximum	Trips, Slips and Falls	Awareness induction	Med	Steps to be installed	Low	Client advised	Outstanding	OH&S REGULATIONS 3.7 AS/NZS 16572013 3.1.4
56	Building: General Stores Location Reference: L53 Task: Access to the A/c unit									
		No slip resistance on ladder rungs	Trips, Slips and Falls	Awareness induction	Med	Non slip high visibility safety yellow rung caps to be installed	Low	Client advised	Outstanding	OH&S REGULATIONS 3.6 AS/NZS 1657-2013 3.1.3



Roof Safety Report for
Galleria, WA 6062

No	Photo of Hazard	Details of Hazard	Details of Risk	Existing/ Immediate Control Measure	Curre nt Risk Level	Proposed Permanent Solution	Resid ual Risk Asse ssme nt	Details of Action Taken	Status	Reference
57	Building: General Stores Location Reference: L53 Task: Access to the A/c unit									
		Midrail not installed and sharp edges on handrails	Trips, Slips and Falls	Awareness induction	Med	Existing handrail to be removed and New aluminium handrail to be installed	Low	Client advised	Outstanding	OH&S REGULATIONS 3.6 AS/NZS 16572013 5.6 & 6.2.1.2
58	Building: General Stores Location Reference: L53 Task: Access to the A/c unit									
		Bottom tread not uniformly spaced as remaining treads and landing at base is less than required minimum	Trips, Slips and Falls	Awareness induction	Med	New landing platform to level with the bottom tread including high visibility safety yellow nosings to be installed and walkway to be re-routed with additional sections if required	Low	Client advised	Outstanding	OH&S REGULATIONS 3.7 AS/NZS 16572013 7.2.3.2 & 7.2.4


Roof Safety Report for
Galleria, WA 6062

No	Photo of Hazard	Details of Hazard	Details of Risk	Existing/ Immediate Control Measure	Curre nt Risk Level	Proposed Permanent Solution	Resid ual Risk Asse sme nt	Details of Action Taken	Status	Reference
59	Building: General Stores Location Reference: L54 Task: Access to the A/c unit									
		Top rung not levelled with the roof and additional support required at top of ladder and access anchor too far away to reach	Trips, Slips and Falls	Awareness induction	Med	New ladder support platform to be installed at base including high visibility safety yellow nosings and additional ladder support bracket to be installed and anchor strop to be installed	Low	Client advised	Outstanding	OH&S REGULATIONS 3.55 & 3.7 AS/NZS 16572013 7.4.3.3 & 7.4.4
60	Building: General Stores Location Reference: L55 Task: Access to the A/c unit									
		Antenna installed over the walkway path	Trips, Slips and Falls	Awareness induction	Med	Walkway to be re-routed with additional sections or Re-locate antenna	Low	Client advised	Outstanding	OH&S REGULATIONS 3.6



Roof Safety Report for
Galleria, WA 6062

No	Photo of Hazard	Details of Hazard	Details of Risk	Existing/ Immediate Control Measure	Curre nt Risk Level	Proposed Permanent Solution	Resid ual Risk Asse ssme nt	Details of Action Taken	Status	Reference
61	Building: General Stores Location Reference: L56 Task: Access to the A/c unit									
		Roof pitch higher than the required minimum for a work area	Trips, Slips and Falls	Awareness induction	Med	Access platform and steps with handrail one side to be installed	Low	Client advised	Outstanding	OH&S REGULATIONS 3.7 AS/NZS 16572013 2.2
62	Building: General Stores Location Reference: L57 Task: Access to the A/c unit									
		Extension of stiles above landing is less than required minimum and clearance between back edge of rung and permanent structure is less than required minimum and no landing at ladder base	Trips, Slips and Falls	Awareness induction	Med	Existing ladder to be removed and New ladder including landing platforms to be installed	Low	Client advised	Outstanding	OH&S REGULATIONS 3.7 AS/NZS 16572013 7.3.6 & 7.4.5 & 7.4.8



Roof Safety Report for
Galleria, WA 6062

No	Photo of Hazard	Details of Hazard	Details of Risk	Existing/ Immediate Control Measure	Curre nt Risk Level	Proposed Permanent Solution	Resid ual Risk Asse sme nt	Details of Action Taken	Status	Reference
63	Building: General Stores Location Reference: L57 Task: Access to the A/c unit									
		Walkway slope is greater than required maximum	Trips, Slips and Falls	Awareness induction	Med	Existing walkway to be removed and New stair to be installed including handrails	Low	Client advised	Outstanding	OH&S REGULATIONS 3.7 AS/NZS 16572013 5.1.1



Roof Safety Report for
Galleria, WA 6062

No	Photo of Hazard	Details of Hazard	Details of Risk	Existing/ Immediate Control Measure	Curre nt Risk Level	Proposed Permanent Solution	Resid ual Risk Asse ssme nt	Details of Action Taken	Status	Reference
65	Building: General Stores Location Reference: L58 Task: Access to the A/c unit									
		Roof pitch higher than the required minimum for a work area	Trips, Slips and Falls	Awareness induction	Med	Access platform and steps with handrail one side to be installed	Low	Client advised	Outstanding	OH&S REGULATIONS 3.7 AS/NZS 16572013 2.2
66	Building: General Stores Location Reference: L59 Task: Access to the A/c unit									
		Roof pitch higher than the required minimum for a work area	Trips, Slips and Falls	Awareness induction	Med	Access platform and steps with handrail one side to be installed	Low	Client advised	Outstanding	OH&S REGULATIONS 3.7 AS/NZS 16572013 2.2


Roof Safety Report for
Galleria, WA 6062

No	Photo of Hazard	Details of Hazard	Details of Risk	Existing/ Immediate Control Measure	Curre nt Risk Level	Proposed Permanent Solution	Resid ual Risk Asse ssme nt	Details of Action Taken	Status	Reference
67	Building: General Stores Location Reference: L60 Task: Access to the A/c unit									
		Landing is less than required minimum and bottom tread not uniformly spaced as remaining treads	Trips, Slips and Falls	Awareness induction	Med	Existing stair to be removed and New stair to be installed including landings	Low	Client advised	Outstanding	OH&S REGULATIONS 3.7 AS/NZS 16572013 7.2.3.2 & 7.2.4
68	Building: General Stores Location Reference: L61 Task: Access to the A/c unit									
		Platform height from adjacent area is greater than required maximum	Trips, Slips and Falls	Awareness induction	Med	Handrail and High visibility safety yellow noising to step to be installed	Low	Client advised	Outstanding	OH&S REGULATIONS 3.7 AS/NZS 16572013 5.4.1



Roof Safety Report for
Galleria, WA 6062

No	Photo of Hazard	Details of Hazard	Details of Risk	Existing/ Immediate Control Measure	Curre nt Risk Level	Proposed Permanent Solution	Resid ual Risk Asse ssme nt	Details of Action Taken	Status	Reference
69	Building: General Stores Location Reference: L62 Task: Access to the A/c unit									
		Top rung not levelled with landing, No extension stiles and clearance between the back edge of rung and the permanent structure is less required minimum	Trips, Slips and Falls	Awareness induction	Med	Existing ladder to be removed and New ladder to be installed	Low	Client advised	Outstanding	OH&S REGULATIONS 3.7 AS/NZS 16572013 7.4.3.3 & 7.4.5 & 7.4.8
70	Building: General Stores Location Reference: L62 Task: Access to the A/c unit									
		Clearance between the front edge of rung and hatch is less than required minimum (Hatch size is too small)	Trips, Slips and Falls	Awareness induction	Med	Existing hatch to be removed and New 1200x800mm hatch to be installed with access anchor	Low	Client advised	Outstanding	OH&S REGULATIONS 3.7 AS/NZS 16572013 7.4.5



Roof Safety Report for
Galleria, WA 6062

No	Photo of Hazard	Details of Hazard	Details of Risk	Existing/ Immediate Control Measure	Curre nt Risk Level	Proposed Permanent Solution	Resid ual Risk Asse ssme nt	Details of Action Taken	Status	Reference
72	Building: General Stores Location Reference: L64 Task: Access to the A/c unit									
		Handrail height at landing is less than required minimum and risers is less than required minimum	Trips, Slips and Falls	Awareness induction	Med	Exiting handrail and stair to be removed & New stair and handrail to be installed	Low	Client advised	Outstanding	OH&S REGULATIONS 3.7 AS/NZS 16572013 7.2.3.2 & 7.2.6



Roof Safety Report for
Galleria, WA 6062

No	Photo of Hazard	Details of Hazard	Details of Risk	Existing/ Immediate Control Measure	Curre nt Risk Level	Proposed Permanent Solution	Resid ual Risk Asse ssme nt	Details of Action Taken	Status	Reference
73	Building: General Stores Location Reference: L65 Task: Access to the A/c unit									
		Variation in height between two levels are greater than required maximum	Trips, Slips and Falls	Awareness induction	Med	Step to be installed	Low	Client advised	Outstanding	OH&S REGULATIONS 3.7 AS/NZS 16572013 3.1.4
74	Building: General Stores Location Reference: L66 Task: Access to the A/c unit									
		Non-Compliant access ladder (Not in use)	Trips, Slips and Falls	Awareness induction	Med	"OUT OF SERVICE" tag to be installed or Ladder to be removed	Low	Client advised	Outstanding	OH&S REGULATIONS 3.11 AS/NZS 16572013



Roof Safety Report for
Galleria, WA 6062

No	Photo of Hazard	Details of Hazard	Details of Risk	Existing/ Immediate Control Measure	Curre nt Risk Level	Proposed Permanent Solution	Resid ual Risk Asse sme nt	Details of Action Taken	Status	Reference
75	Building: General Stores Location Reference: L66 Task: Access to the A/c unit									
		Bottom tread height is greater than required maximum and Handrail is missing on one side	Trips, Slips and Falls	Awareness induction	Med	New landing platform at base or walkway to rise to achieve uniform riser at bottom tread and Handrail to be installed	Low	Client advised	Outstanding	OH&S REGULATIONS 3.7 AS/NZS 16572013 7.2.3.2 & 7.2.5
77	Building: General Stores Location Reference: L68 Task: Access to the A/c unit									
		Top rung not levelled with landing platform	Trips, Slips and Falls	Awareness induction	Med	Existing ladder to be re-installed with new fixings brackets and landing platforms	Low	Client advised	Outstanding	OH&S REGULATIONS 3.7 AS/NZS 16572013 7.4.3.3



Roof Safety Report for
Galleria, WA 6062

No	Photo of Hazard	Details of Hazard	Details of Risk	Existing/ Immediate Control Measure	Curre nt Risk Level	Proposed Permanent Solution	Resid ual Risk Asse ssme nt	Details of Action Taken	Status	Reference
79	Building: General Stores Location Reference: L71 Task: Access to the A/c unit									
		Roof pitch higher than the required minimum for a work area	Trips, Slips and Falls	Awareness induction	Med	Access platform and steps with handrail one side to be installed	Low	Client advised	Outstanding	OH&S REGULATIONS 3.7 AS/NZS 16572013 2.2
80	Building: General Stores Location Reference: L72 Task: Access to the A/c unit									
		Roof pitch higher than the required minimum for a work area	Trips, Slips and Falls	Awareness induction	Med	Access platform and steps with handrail one side to be installed	Low	Client advised	Outstanding	OH&S REGULATIONS 3.7 AS/NZS 16572013 2.2



Roof Safety Report for
Galleria, WA 6062

No	Photo of Hazard	Details of Hazard	Details of Risk	Existing/ Immediate Control Measure	Curre nt Risk Level	Proposed Permanent Solution	Resid ual Risk Asse sme nt	Details of Action Taken	Status	Reference
81	Building: General Stores Location Reference: L73 Task: Access to the A/c unit									
		Variation in height between roof levels are greater than required maximum	Trips, Slips and Falls	Awareness induction	Med	New mini access ladder and Walkway to be extended	Low	Client advised	Outstanding	OH&S REGULATIONS 3.7 AS/NZS 16572013 3.1.4
82	Building: General Stores Location Reference: L74 Task: Access to the A/c unit									
		Roof pitch higher than the required minimum for a work area	Trips, Slips and Falls	Awareness induction	Med	Access platform and steps with handrail one side to be installed	Low	Client advised	Outstanding	OH&S REGULATIONS 3.7 AS/NZS 16572013 2.2



Roof Safety Report for
Galleria, WA 6062

No	Photo of Hazard	Details of Hazard	Details of Risk	Existing/ Immediate Control Measure	Curre nt Risk Level	Proposed Permanent Solution	Resid ual Risk Asse ssme nt	Details of Action Taken	Status	Reference
83	Building: General Stores Location Reference: L75 Task: Access to the A/c unit									
		Roof pitch higher than the required minimum for a work area	Trips, Slips and Falls	Awareness induction	Med	Access platform and steps with handrail one side to be installed	Low	Client advised	Outstanding	OH&S REGULATIONS 3.7 AS/NZS 16572013 2.2
86	Building: General Stores Location Reference: L77 Task: Access to the A/c unit									
		Roof pitch higher than the required minimum for a work area	Trips, Slips and Falls	Awareness induction	Med	Access platform and steps with handrail one side to be installed	Low	Client advised	Outstanding	OH&S REGULATIONS 3.7 AS/NZS 16572013 2.2


Roof Safety Report for
Galleria, WA 6062

No	Photo of Hazard	Details of Hazard	Details of Risk	Existing/ Immediate Control Measure	Curre nt Risk Level	Proposed Permanent Solution	Resid ual Risk Asse ssme nt	Details of Action Taken	Status	Reference
87	Building: General Stores Location Reference: L78 Task: Access to the A/c unit									
		Roof pitch higher than the required minimum for a work area	Trips, Slips and Falls	Awareness induction	Med	Access platform and steps with handrail one side to be installed	Low	Client advised	Outstanding	OH&S REGULATIONS 3.7 AS/NZS 16572013 2.2
88	Building: General Stores Location Reference: L80 Task: Access to the A/c unit									
		Toeboard is missing on handrail sections and gap between midrail and handrail is greater than required maximum and handrail not permitting unrestricted movement of the user's hand	Trips, Slips and Falls	Awareness induction	Med	Toeboard and midrail to be installed on existing steel handrail posts and New handrail and midrail section to be installed on corners	Low	Client advised	Outstanding	AS/NZS 16572013 5.6.3 & 5.6.6 & 6.2.1.2



Roof Safety Report for
Galleria, WA 6062

No	Photo of Hazard	Details of Hazard	Details of Risk	Existing/ Immediate Control Measure	Curre nt Risk Level	Proposed Permanent Solution	Resid ual Risk Asse sme nt	Details of Action Taken	Status	Reference
89	Building: General Stores Location Reference: L81 Task: Access to the A/c unit									
		Top rung not levelled with landing, bottom rung height is less than required minimum and insufficient landing at base	Trips, Slips and Falls	Awareness induction	Med	Existing ladder to be modified & re-installed or New ladder to be installed with landing platforms and fixings brackets	Low	Client advised	Outstanding	OH&S REGULATIONS 3.7 AS/NZS 16572013 7.4.3.3 & 7.4.3.4 & 7.3.6
90	Building: General Stores Location Reference: L82 Task: Access to the A/c unit									
		Risers and Goings varies greater than acceptable tolerance and Handrail is missing on one side	Trips, Slips and Falls	Awareness induction	Med	Existing stair to be removed and New stair to be installed	Low	Client advised	Outstanding	OH&S REGULATIONS 3.7 AS/NZS 16572013 7.2.3.2



Roof Safety Report for
Galleria, WA 6062

No	Photo of Hazard	Details of Hazard	Details of Risk	Existing/ Immediate Control Measure	Curre nt Risk Level	Proposed Permanent Solution	Resid ual Risk Asse ssme nt	Details of Action Taken	Status	Reference
92	Building: General Stores Location Reference: L84 Task: Access to the A/c unit									
		Midrail is missing and handrail not permitting unrestricted movement of the user's hand	Trips, Slips and Falls	Awareness induction	Med	Existing corner joint to be removed and New handrail section to be installed	Low	Client advised	Outstanding	AS/NZS 16572013 5.4.1 & 5.6.3


Roof Safety Report for
Galleria, WA 6062

No	Photo of Hazard	Details of Hazard	Details of Risk	Existing/ Immediate Control Measure	Curre nt Risk Level	Proposed Permanent Solution	Resid ual Risk Asse sme nt	Details of Action Taken	Status	Reference
93	Building: General Stores Location Reference: L85 & L86 Task: Access to the A/c unit									
		Gap between guardrail and ladder is greater than required maximum	Trips, Slips and Falls	Awareness induction	Med	New handrail and midrail sections to be installed on existing handrail posts to close the gap within the tolerance	Low	Client advised	Outstanding	AS/NZS 16572013 6.2.1.1
94	Building: General Stores Location Reference: L87 Task: Access to the A/c unit									
		Top rung not levelled with landing and self closing gate installed in incorrect location and bottom rung height is less than required minimum	Trips, Slips and Falls	Awareness induction	Med	Existing ladder to be removed and new ladder to be installed and self closing gate to be re-located	Low	Client advised	Outstanding	OH&S REGULATIONS 3.7 AS/NZS 16572013 7.4.3.3 & 7.4.3.4 & APPENDIX J



Roof Safety Report for
Galleria, WA 6062

No	Photo of Hazard	Details of Hazard	Details of Risk	Existing/ Immediate Control Measure	Curre nt Risk Level	Proposed Permanent Solution	Resid ual Risk Asse sme nt	Details of Action Taken	Status	Reference
95	Building: General Stores Location Reference: L87 Task: Access to the A/c unit									
		Gap between midrail and floor is greater than required maximum	Trips, Slips and Falls	Awareness induction	Med	New midrail to be installed on existing handrail posts	Low	Client advised	Outstanding	AS/NZS 16572013 6.2.1.2
96	Building: General Stores Location Reference: L88 Task: Access to the A/c unit									
		Top rung not levelled with landing and bottom rung not equally spaced with remaining rungs	Trips, Slips and Falls	Awareness induction	Med	Existing ladder to be removed and New ladder to be installed including landing platforms	Low	Client advised	Outstanding	OH&S REGULATIONS 3.7 AS/NZS 16572013 7.4.3.3 & 7.4.3.4



Roof Safety Report for
Galleria, WA 6062

No	Photo of Hazard	Details of Hazard	Details of Risk	Existing/ Immediate Control Measure	Curre nt Risk Level	Proposed Permanent Solution	Resid ual Risk Asse ssme nt	Details of Action Taken	Status	Reference
97	Building: General Stores Location Reference: L89 Task: Access to the A/c unit									
		Risers and Goings varies greater than acceptable tolerance	Trips, Slips and Falls	Awareness induction	Med	Existing stair to be removed and New stair to be installed	Low	Client advised	Outstanding	OH&S REGULATIONS 3.7 AS/NZS 16572013 7.2.3.2



Roof Safety Report for
Galleria, WA 6062

No	Photo of Hazard	Details of Hazard	Details of Risk	Existing/ Immediate Control Measure	Curre nt Risk Level	Proposed Permanent Solution	Resid ual Risk Asse sme nt	Details of Action Taken	Status	Reference
99	Building: General Stores Location Reference: L91 Task: Access to the A/c unit									
		In-correct installation ladder and hatch size is less than required minimum	Trips, Slips and Falls	Awareness induction	Med	"OUT OF SERVICE" signs to be installed	Low	Client advised	Outstanding	OH&S REGULATIONS 3.5 & 3.7 & 3.11
100	Building: General Stores Location Reference: L93 Task: Access to the A/c unit									
		Top rung not levelled with landing and ladder slope is less than required minimum	Trips, Slips and Falls	Awareness induction	Med	Existing ladder to be removed and new ladder to be installed	Low	Client advised	Outstanding	OH&S REGULATIONS 3.7 AS/NZS 16572013 7.4.3.3 & 2.2(e)



Roof Safety Report for
Galleria, WA 6062

No	Photo of Hazard	Details of Hazard	Details of Risk	Existing/ Immediate Control Measure	Curre nt Risk Level	Proposed Permanent Solution	Resid ual Risk Asse ssme nt	Details of Action Taken	Status	Reference
102	Building: General Stores Location Reference: L96 Task: Access to the A/c unit									
		Duct over the walkway path	Trips, Slips and Falls	Awareness induction	Med	Walkway to be re- routed	Low	Client advised	Outsta nding	OH&S REGULATIONS 3.6 AS/NZS 16572013 4.1.3
104	Building: General Stores Location Reference: L98 Task: Access to the A/c unit									
		Top rung not levelled with landing/roof and bottom rung height is less than required minimum	Trips, Slips and Falls	Awareness induction	Med	Existing ladder to be removed and New ladder including ladder support platforms to be installed	Low	Client advised	Outsta nding	OH&S REGULATIONS 3.7 AS/NZS 16572013 7.4.3.3 & 7.4.3.4



Addendum Report for
Galleria, WA 6062

No	Photo of Hazard	Details of Hazard	Details of Risk	Existing/ Immediate Control Measure	Curre nt Risk Level	Proposed Permanent Solution	Resid ual Risk Asse sme nt	Details of Action Taken	Status	Reference
105	Building: General Stores Location Reference: L99 Task: Access to the A/c unit									
		Non-Compliant midrest platform, bottom rung & handrail heights are is less than required minimum	Trips, Slips and Falls	Awareness induction	High	Existing ladder to be removed and New ladder to be installed	Low	Client advised	Outstanding	OH&S REGULATIONS 3.7 AS/NZS 16572013 7.3.4 & 7.3.6 & 7.4.3.4
106	Building: General Stores Location Reference: L100 Task: Access to the A/c unit									
		Variation in height between the plant deck and walkway is greater than required maximum	Trips, Slips and Falls	Awareness induction	Med	Single step to be installed	Low	Client advised	Outstanding	OH&S REGULATIONS 3.7 AS/NZS 16572013 3.1.4



Addendum Report for
Galleria, WA 6062

No	Photo of Hazard	Details of Hazard	Details of Risk	Existing/ Immediate Control Measure	Curre nt Risk Level	Proposed Permanent Solution	Resid ual Risk Asse sme nt	Details of Action Taken	Status	Reference
108	Building: General Stores Location Reference: L102 Task: Access to the A/c unit									
		Variation in height between landings is greater than required maximum and existing step not compliant	Trips, Slips and Falls	Awareness induction	Med	Existing step to be removed and New mini stair to be installed	Low	Client advised	Outstanding	OH&S REGULATIONS 3.7 AS/NZS 16572013 3.1.4
109	Building: General Stores Location Reference: L103 Task: Access to the A/c unit									
		Variation in height between landings is greater than required maximum and existing step not compliant	Trips, Slips and Falls	Awareness induction	Med	Existing step to be removed and New mini stair to be installed	Low	Client advised	Outstanding	OH&S REGULATIONS 3.7 AS/NZS 16572013 3.1.4



Roof Safety Report for
Galleria, WA 6062

No	Photo of Hazard	Details of Hazard	Details of Risk	Existing/ Immediate Control Measure	Curre nt Risk Level	Proposed Permanent Solution	Resid ual Risk Asse ssme nt	Details of Action Taken	Status	Reference
111	Building: General Stores Location Reference: L105 Task: Access to the A/c unit									
		Hatch not in service	Trips, Slips and Falls	Awareness induction	Med	"OUT OF SERVICE" sign to be installed	Low	Client advised	Outstanding	OH&S REGULATIONS 3.11
112	Building: General Stores Location Reference: L105 Task: Access to the A/c unit									
		No slip resistance on ladder rungs and top rung not levelled with landing and in-correct installation of handrails	Trips, Slips and Falls	Awareness induction	Med	Existing ladder and handrail to be removed and new ladder including landing platforms and handrails to be installed	Low	Client advised	Outstanding	OH&S REGULATIONS 3.7 AS/NZS 16572013 3.1.3 & 5.6.1 & 7.4.3.3



Roof Safety Report for
Galleria, WA 6062

No	Photo of Hazard	Details of Hazard	Details of Risk	Existing/ Immediate Control Measure	Curre nt Risk Level	Proposed Permanent Solution	Resid ual Risk Asse ssme nt	Details of Action Taken	Status	Reference
115	Building: General Stores Location Reference: L108 Task: Access to the A/c unit									
		No slip resistance on ladder rungs, Top rung not levelled with landing & extension above landing is less than required minimum	Trips, Slips and Falls	Awareness induction	Med	Existing ladder to be removed and new ladder to be installed with landing platforms	Low	Client advised	Outstanding	OH&S REGULATIONS 3.7 AS/NZS 16572013 3.1.3 & 7.4.3.3 & 7.4.8.1
116	Building: General Stores Location Reference: L108 Task: Access to the A/c unit									
		In-correct installation of handrail and it requires more supports/bracings	Trips, Slips and Falls	Awareness induction	Med	Existing handrail to be re-installed with additional bracings and fittings	Low	Client advised	Outstanding	OH&S REGULATIONS 3.6 AS/NZS 16572013 5.6.1



Roof Safety Report for
Galleria, WA 6062

No	Photo of Hazard	Details of Hazard	Details of Risk	Existing/ Immediate Control Measure	Curre nt Risk Level	Proposed Permanent Solution	Resid ual Risk Asse ssme nt	Details of Action Taken	Status	Reference
118	Building: General Stores Location Reference: L110 Task: Access to the A/c unit									
		Landing is less than required minimum	Trips, Slips and Falls	Awareness induction	Med	New landing platform to be installed	Low	Client advised	Outstanding	OH&S REGULATIONS 3.7 AS/NZS 16572013 7.3.6
119	Building: General Stores Location Reference: L110 Task: Access to the A/c unit									
		Walkway leads to a fall edge (No height safety system installed)	Trips, Slips and Falls	Awareness induction	Med	Walkway to be rerouted with additional sections and handrails to be installed at access point	Low	Client advised	Outstanding	OH&S REGULATIONS 3.55 AS/NZS 16572013 5.4.1



Roof Safety Report for
Galleria, WA 6062

No	Photo of Hazard	Details of Hazard	Details of Risk	Existing/ Immediate Control Measure	Curre nt Risk Level	Proposed Permanent Solution	Resid ual Risk Asse ssme nt	Details of Action Taken	Status	Reference
121	Building: General Stores Location Reference: L110 Task: Access to the A/c unit									
		Gap between the platform grating and the structure is greater than required maximum	Trips, Slips and Falls	Awareness induction	Med	Additional grating to be installed to close the gap	Low	Client advised	Outstanding	OH&S REGULATIONS 3.6 AS/NZS 16572013 4.4
122	Building: General Stores Location Reference: L110 Task: Access to the A/c unit									
		Hatch and Step ladder not in service	Trips, Slips and Falls	Awareness induction	Med	Chain/bracket to be installed between the handrail posts and "OUT OF SERVICE" signs to be installed on hatch and ladder	Low	Client advised	Outstanding	OH&S REGULATIONS 3.11


Roof Safety Report for
Galleria, WA 6062

No	Photo of Hazard	Details of Hazard	Details of Risk	Existing/ Immediate Control Measure	Curre nt Risk Level	Proposed Permanent Solution	Resid ual Risk Asse ssme nt	Details of Action Taken	Status	Reference
123	Building: General Stores Location Reference: L111 Task: Access to the A/c unit									
		Variation in height between landings is greater than required maximum and existing step not compliant	Trips, Slips and Falls	Awareness induction	Med	Existing step to be removed and new mini stair to be installed	Low	Client advised	Outstanding	OH&S REGULATIONS 3.7 AS/NZS 16572013 3.1.4
124	Building: General Stores Location Reference: L112 Task: Access to the A/c unit									
		Variation in height between two levels are greater than required maximum	Trips, Slips and Falls	Awareness induction	Med	Step to be installed	Low	Client advised	Outstanding	OH&S REGULATIONS 3.7 AS/NZS 16572013 3.1.4


Roof Safety Report for
Galleria, WA 6062

No	Photo of Hazard	Details of Hazard	Details of Risk	Existing/ Immediate Control Measure	Curre nt Risk Level	Proposed Permanent Solution	Resid ual Risk Asse ssme nt	Details of Action Taken	Status	Reference
125	Building: General Stores Location Reference: L113 Task: Access to the A/c unit									
		Variation in height between two levels are greater than required maximum	Trips, Slips and Falls	Awareness induction	Med	Ladder to be installed	Low	Client advised	Outstanding	OH&S REGULATIONS 3.7 AS/NZS 16572013 3.1.4
126	Building: General Stores Location Reference: L115 Task: Access to the A/c unit									
		No slip resistance on ladder rungs and no handrails on top landing	Trips, Slips and Falls	Awareness induction	Med	Non-Slip high visibility safety yellow rung caps to be installed on existing ladders and handrail to be installed at access point	Low	Client advised	Outstanding	OH&S REGULATIONS 3.7 AS/NZS 16572013 3.1.3 & 5.4.1


Roof Safety Report for
Galleria, WA 6062

No	Photo of Hazard	Details of Hazard	Details of Risk	Existing/ Immediate Control Measure	Curre nt Risk Level	Proposed Permanent Solution	Resid ual Risk Asse sme nt	Details of Action Taken	Status	Reference
132	Building: General Stores Location Reference: L06 Task: Access to the A/c units									
		No safe access to the A/c units	Trips, Slips and Falls	N/A	Low	Supply walkway and handrails	Low	Client advised	Outstanding	-


Roof Safety Report for
Galleria, WA 6062

No	Photo of Hazard	Details of Hazard	Details of Risk	Existing/ Immediate Control Measure	Curre nt Risk Level	Proposed Permanent Solution	Resid ual Risk Asse ssme nt	Details of Action Taken	Status	Reference
134	Building: General Stores Location Reference: L10 Task: Access to the roof									
		Gap between the walkway panels are greater than required maximum	Trips, Slips and Falls	Awareness induction	Med	Bridging platform to be installed between two walkway sections including high visibility safety yellow nosing's	Low	Client advised	Outstanding	OH&S REGULATIONS 3.7 AS/NZS 1657-2013 3.2.3.4


Roof Safety Report for
Galleria, WA 6062

No	Photo of Hazard	Details of Hazard	Details of Risk	Existing/ Immediate Control Measure	Curre nt Risk Level	Proposed Permanent Solution	Resid ual Risk Asse ssme nt	Details of Action Taken	Status	Reference
136	Building: General Stores Location Reference: L16 Task: Access to the A/c unit									
		Gap between the walkway panels are greater than required maximum	Trips, Slips and Falls	Awareness induction	Med	Bridging platform to be installed between two walkway sections including high visibility safety yellow nosing's	Low	Client advised	Outstanding	OH&S REGULATIONS 3.7 AS/NZS 1657-2013 3.2.3.4



Roof Safety Report for
Galleria, WA 6062

No	Photo of Hazard	Details of Hazard	Details of Risk	Existing/ Immediate Control Measure	Curre nt Risk Level	Proposed Permanent Solution	Resid ual Risk Asse ssme nt	Details of Action Taken	Status	Reference
137	Building: General Stores Location Reference: L16 Task: Access to the A/c unit									
		Gap between the walkway panels are greater than required maximum	Trips, Slips and Falls	Awareness induction	Med	Bridging platform to be installed between two walkway sections including high visibility safety yellow nosing's	Low	Client advised	Outstanding	OH&S REGULATIONS 3.7 AS/NZS 1657-2013 3.2.3.4



Roof Safety Report for
Galleria, WA 6062

No	Photo of Hazard	Details of Hazard	Details of Risk	Existing/ Immediate Control Measure	Curre nt Risk Level	Proposed Permanent Solution	Resid ual Risk Asse ssme nt	Details of Action Taken	Status	Reference
14 0	Building: General Stores Location Reference: L29 Task: Access to the roof									
		Variation in height between roof levels are greater than required maximum	Trips, Slips and Falls	Awareness induction	Med	Single step to be installed	Low	Client advised	Outstanding	OH&S REGULATIONS 3.7 AS/NZS 1657-2013 3.1.4


Roof Safety Report for
Galleria, WA 6062

No	Photo of Hazard	Details of Hazard	Details of Risk	Existing/ Immediate Control Measure	Curre nt Risk Level	Proposed Permanent Solution	Resid ual Risk Asse sme nt	Details of Action Taken	Status	Reference
141	Building: General Stores Location Reference: L30 Task: Access to the A/c unit									
		No safe access to the A/c unit	Trips, Slips and Falls	Awareness induction	Med	Additional walkway section, Low headroom sign. Step and landing platform to be installed	Low	Client advised	Outsta nding	OH&S REGULATIONS 3.7 AS/NZS 1657- 2013 3.1.4
142	Building: General Stores Location Reference: L32 Task: Access to the A/c unit									
		No safe access to the A/c unit	Trips, Slips and Falls	Awareness induction	Med	Additional walkway sections including high visibility safety yellow nosing to be installed	Low	Client advised	Outsta nding	OH&S REGULATIONS 3.7


Roof Safety Report for
Galleria, WA 6062

No	Photo of Hazard	Details of Hazard	Details of Risk	Existing/ Immediate Control Measure	Curre nt Risk Level	Proposed Permanent Solution	Resid ual Risk Asse ssme nt	Details of Action Taken	Status	Reference
143	Building: General Stores Location Reference: L32 Task: Access to the A/c unit									
		No safe access to the A/c unit	Trips, Slips and Falls	N/A	Low	Supply walkway to the A/c unit	Low	Client advised	Outstanding	-
144	Building: General Stores Location Reference: L32 Task: Access to the A/c unit									
		Walkway within 2m of fall edge	Trips, Slips and Falls	Awareness induction	Med	Handrails to be installed	Low	Client advised	Outstanding	OH&S REGULATIONS 3.7 AS/NZS 1657-2013 5.4.1


Roof Safety Report for
Galleria, WA 6062

No	Photo of Hazard	Details of Hazard	Details of Risk	Existing/ Immediate Control Measure	Curre nt Risk Level	Proposed Permanent Solution	Resid ual Risk Asse ssme nt	Details of Action Taken	Status	Reference
146	Building: General Stores Location Reference: L34 Task: Access to the roof									
		No safe access to the roof	Trips, Slips and Falls	Awareness induction	Med	Access ladder including handrails to be installed	Low	Client advised	Outstanding	OH&S REGULATIONS 3.7 AS/NZS 1657- 2013 3.1.4


Roof Safety Report for
Galleria, WA 6062

No	Photo of Hazard	Details of Hazard	Details of Risk	Existing/ Immediate Control Measure	Curre nt Risk Level	Proposed Permanent Solution	Resid ual Risk Asse sme nt	Details of Action Taken	Status	Reference
147	Building: General Stores Location Reference: L34 Task: Access to the roof									
		Landing is less than required minimum	Trips, Slips and Falls	Awareness induction	Med	Landing platform to be installed	Low	Client advised	Outstanding	OH&S REGULATIONS 3.7 AS/NZS 1657-2013 7.3.6


Roof Safety Report for
Galleria, WA 6062

No	Photo of Hazard	Details of Hazard	Details of Risk	Existing/ Immediate Control Measure	Curre nt Risk Level	Proposed Permanent Solution	Resid ual Risk Asse sme nt	Details of Action Taken	Status	Reference
150	Building: General Stores Location Reference: L36 Task: Access to the roof									
		No height safety system installed	Trips, Slips and Falls	Awareness induction	High	Fall arrest anchors to be installed	Low	Client advised	Outstanding	OH&S REGULATIONS 3.55



Roof Safety Report for
Galleria, WA 6062

No	Photo of Hazard	Details of Hazard	Details of Risk	Existing/ Immediate Control Measure	Curre nt Risk Level	Proposed Permanent Solution	Resid ual Risk Asse sme nt	Details of Action Taken	Status	Reference
153	Building: General Stores Location Reference: L42 Task: Access to the roof									
		Variation in height between roofs are greater than required maximum	Trips, Slips and Falls	Awareness induction	Med	Access ladder including handrails and anchor strop to be installed	Low	Client advised	Outstanding	OH&S REGULATIONS 3.7 AS/NZS 1657-2013 3.1.4


Roof Safety Report for
Galleria, WA 6062

No	Photo of Hazard	Details of Hazard	Details of Risk	Existing/ Immediate Control Measure	Curre nt Risk Level	Proposed Permanent Solution	Resid ual Risk Asse ssme nt	Details of Action Taken	Status	Reference
155	Building: General Stores Location Reference: L44 Task: Access to the roof									
		Bottom rung height is less than required minimum and handrails projecting towards the user	Trips, Slips and Falls	Awareness induction	Med	Existing handrails to be removed. Landing platform and preformed handrails to be installed.	Low	Client advised	Outstanding	OH&S REGULATIONS 3.7 AS/NZS 1657- 2013 7.3.6 & 7.4.8.5


Roof Safety Report for
Galleria, WA 6062

No	Photo of Hazard	Details of Hazard	Details of Risk	Existing/ Immediate Control Measure	Curre nt Risk Level	Proposed Permanent Solution	Resid ual Risk Asse ssme nt	Details of Action Taken	Status	Reference
157	Building: General Stores Location Reference: L44 Task: Access to the A/c unit									
		No safe access to the A/c unit	Trips, Slips and Falls	N/A	Low	Supply walkway to the A/c unit	Low	Client advised	Outstanding	-
158	Building: General Stores Location Reference: L44 Task: Access to the A/c unit									
		No safe access to the A/c unit	Trips, Slips and Falls	N/A	Low	Supply walkway to the A/c unit	Low	Client advised	Outstanding	-


Roof Safety Report for
Galleria, WA 6062

No	Photo of Hazard	Details of Hazard	Details of Risk	Existing/ Immediate Control Measure	Curre nt Risk Level	Proposed Permanent Solution	Resid ual Risk Asse sme nt	Details of Action Taken	Status	Reference
159	Building: General Stores Location Reference: L47 Task: Access to the roof									
		Walkway slope is greater than required maximum	Trips, Slips and Falls	Awareness induction	Med	Walkway to re-installed with levelled brackets and landing platforms	Low	Client advised	Outstanding	OH&S REGULATIONS 3.7 AS/NZS 1657-2013 5.1.1


Roof Safety Report for
Galleria, WA 6062

No	Photo of Hazard	Details of Hazard	Details of Risk	Existing/ Immediate Control Measure	Curre nt Risk Level	Proposed Permanent Solution	Resid ual Risk Asse sme nt	Details of Action Taken	Status	Reference
161	Building: General Stores Location Reference: L37 Task: Access to the roof									
		Variation in height between roofs are greater than required maximum	Trips, Slips and Falls	Awareness induction	Med	Access ladder including landing platforms, preformed handrails to be installed	Low	Client advised	Outstanding	OH&S REGULATIONS 3.7 AS/NZS 1657-2013 3.1.4


Roof Safety Report for
Galleria, WA 6062

No	Photo of Hazard	Details of Hazard	Details of Risk	Existing/ Immediate Control Measure	Curre nt Risk Level	Proposed Permanent Solution	Resid ual Risk Asse ssme nt	Details of Action Taken	Status	Reference
164	Building: General Stores Location Reference: L63 Task: Access to the roof									
		No safe access to the door	Trips, Slips and Falls	Awareness induction	Med	Access platform and steps with handrail one side to be installed	Low	Client advised	Outstanding	OH&S REGULATIONS 3.7 AS/NZS 1657- 2013 3.1.4



Roof Safety Report for
Galleria, WA 6062

No	Photo of Hazard	Details of Hazard	Details of Risk	Existing/ Immediate Control Measure	Curre nt Risk Level	Proposed Permanent Solution	Resid ual Risk Asse ssme nt	Details of Action Taken	Status	Reference
166	Building: General Stores Location Reference: L69 Task: Access to the roof									
		Sharp edges on ladder stiles	Trips, Slips and Falls	Awareness induction	Med	Tek screws to be replaced with rivets	Low	Client advised	Outstanding	OH&S REGULATIONS 3.7 AS/NZS 1657- 2013 7.4.3.1



Roof Safety Report for
Galleria, WA 6062

No	Photo of Hazard	Details of Hazard	Details of Risk	Existing/ Immediate Control Measure	Curre nt Risk Level	Proposed Permanent Solution	Resid ual Risk Asse sme nt	Details of Action Taken	Status	Reference
174	Building: General Stores Location Reference: L99 Task: Access to the roof									
		Missing walkway section at corner	Trips, Slips and Falls	Awareness induction	Med	Supply walkway to the A/c unit	Low	Client advised	Outstanding	OH&S REGULATIONS 3.7



Roof Safety Report for
Galleria, WA 6062

No	Photo of Hazard	Details of Hazard	Details of Risk	Existing/ Immediate Control Measure	Curre nt Risk Level	Proposed Permanent Solution	Resid ual Risk Asse sme nt	Details of Action Taken	Status	Reference
175	Building: General Stores Location Reference: L102 Task: Access to the roof									
		Walkway width at access point is less than required minimum	Trips, Slips and Falls	Awareness induction	Med	Additional walkway section to be installed	Low	Client advised	Outstanding	OH&S REGULATIONS 3.7 AS/NZS 1657-2013 5.1.3
176	Building: General Stores Location Reference: L99 Task: Access to the A/c units									
		Walkway width is less than required minimum	Trips, Slips and Falls	Awareness induction	Med	Additional walkway section to be installed	Low	Client advised	Outstanding	OH&S REGULATIONS 3.7 AS/NZS 1657-2013 5.1.3



Roof Safety Report for
Galleria, WA 6062

No	Photo of Hazard	Details of Hazard	Details of Risk	Existing/ Immediate Control Measure	Curre nt Risk Level	Proposed Permanent Solution	Resid ual Risk Asse ssme nt	Details of Action Taken	Status	Reference
179	Building: General Stores Location Reference: L106 Task: Access to the A/c units									
		No safe access to the A/c units	Trips, Slips and Falls	N/A	Low	Supply walkway to the A/c units	Low	Client advised	Outstanding	-
180	Building: General Stores Location Reference: L109 Task: Access to the A/c unit									
		Gap between the walkway panels are greater than required maximum	Trips, Slips and Falls	Awareness induction	Med	Walkway bridge including high visibility safety yellow nosing's to be installed	Low	Client advised	Outstanding	OH&S REGULATIONS 3.7 AS/NZS 1657-2013 3.2.3.4



Roof Safety Report for
Galleria, WA 6062

No	Photo of Hazard	Details of Hazard	Details of Risk	Existing/ Immediate Control Measure	Curre nt Risk Level	Proposed Permanent Solution	Resid ual Risk Asse ssme nt	Details of Action Taken	Status	Reference
181	Building: General Stores Location Reference: L109 Task: Access to the A/c unit									
		Variation in height between walkway panels are greater than required maximum	Trips, Slips and Falls	Awareness induction	Med	High visibility safety yellow nosing to be installed	Low	Client advised	Outstanding	OH&S REGULATIONS 3.7 AS/NZS 1657-2013 3.3.4
182	Building: General Stores Location Reference: L110 Task: Access to the plant deck									
		Variation in height between plant deck and unit is greater than required maximum	Trips, Slips and Falls	Awareness induction	Med	Midrails to units to be installed	Low	Client advised	Outstanding	OH&S REGULATIONS 3.7 AS/NZS 1657-2013 4.4



Roof Safety Report for
Galleria, WA 6062

No	Photo of Hazard	Details of Hazard	Details of Risk	Existing/ Immediate Control Measure	Curre nt Risk Level	Proposed Permanent Solution	Resid ual Risk Asse ssme nt	Details of Action Taken	Status	Reference
184	Building: General Stores Location Reference: L02 Task: Access to the roof									
		Toe board is missing for stair landings	Trips, Slips and Falls	Awareness induction	Med	Toe board to be installed	Low	Client advised	Outstanding	OH&S REGULATIONS 3.7 AS/NZS 1657-2018 7.2.5
185	Building: General Stores Location Reference: L02 Task: Access to the roof									
		Clearance between ladder and wall is less than required minimum and no slip resistance on ladder rungs and no landing at base	Trips, Slips and Falls	Awareness induction	Med	Non-slip rung caps and warning sign to be installed	Low	Client advised	Outstanding	OH&S REGULATIONS 3.7 AS/NZS 1657-2018 7.4.5, 7.4.3.1 & 7.3.6



Addendum Report for
Galleria, WA 6062

No	Photo of Hazard	Details of Hazard	Details of Risk	Existing/ Immediate Control Measure	Current Risk Level	Proposed Permanent Solution	Residual Risk Assessment	Details of Action Taken	Status	Reference
186	Building: General Stores Location Reference: L02 Task: Access to the roof									
		Toe board is missing for guardrail	Trips, Slips and Falls	Awareness induction	Med	Toe board and self-closing gate to be installed	Low	Client advised	Outstanding	OH&S REGULATIONS 3.7 AS/NZS 1657-2018 4.6
187	Building: General Stores Location Reference: L05 Task: Access to the A/c units									
		No safe access to the A/c units	Trips, Slips and Falls	N/A	Low	Supply walkway to the A/c units	Low	Client advised	Outstanding	-



Addendum Report for
Galleria, WA 6062

No	Photo of Hazard	Details of Hazard	Details of Risk	Existing/ Immediate Control Measure	Curre nt Risk Level	Proposed Permanent Solution	Resid ual Risk Asse sme nt	Details of Action Taken	Status	Reference
188	Building: General Stores Location Reference: L05 Task: Access to the roof									
		Variation in height between walkway panels are greater than required maximum	Trips, Slips and Falls	Awareness induction	Med	High visibility safety yellow nosing's to be installed	Low	Client advised	Outstanding	OH&S REGULATIONS 3.7 AS/NZS 1657-2018 3.3.4
189	Building: General Stores Location Reference: L12 Task: Access to the roof									
		Anchor point is bent	Trips, Slips and Falls	Awareness induction	Med	Existing anchor to be replaced	Low	Client advised	Outstanding	OH&S REGULATIONS 3.55



Addendum Report for
Galleria, WA 6062

No	Photo of Hazard	Details of Hazard	Details of Risk	Existing/ Immediate Control Measure	Curre nt Risk Level	Proposed Permanent Solution	Resid ual Risk Asse sme nt	Details of Action Taken	Status	Reference
190	Building: General Stores Location Reference: L12 Task: Access to the roof									
		Not enough anchors installed	Trips, Slips and Falls	Awareness induction	High	Anchors to be installed	Low	Client advised	Outstanding	OH&S REGULATIONS 3.55
191	Building: General Stores Location Reference: L13 Task: Access to the roof									
		Fall arrest static line is missing and landing is less than required minimum and no slip resistance on ladder rungs	Trips, Slips and Falls	Awareness induction	Med	Fall arrest static line and warning sign for in-adequate landing and non-slip rung caps to be installed	Low	Client advised	Outstanding	OH&S REGULATIONS 3.7 & 3.11 AS/NZS 1657-2018 7.4.7 & 7.3.6



Addendum Report for
Galleria, WA 6062

No	Photo of Hazard	Details of Hazard	Details of Risk	Existing/ Immediate Control Measure	Curre nt Risk Level	Proposed Permanent Solution	Resid ual Risk Asse ssme nt	Details of Action Taken	Status	Reference
192	Building: General Stores Location Reference: L14 Task: Access to the roof									
		Variation in height between walkway panels are greater than required maximum	Trips, Slips and Falls	Awareness induction	Med	High visibility safety yellow nosing's to be installed	Low	Client advised	Outstanding	OH&S REGULATIONS 3.7 AS/NZS 1657-2018 3.3.4
193	Building: General Stores Location Reference: L15 Task: Access to the roof									
		Variation in height between walkway panels are greater than required maximum	Trips, Slips and Falls	Awareness induction	Med	High visibility safety yellow nosing's to be installed	Low	Client advised	Outstanding	OH&S REGULATIONS 3.7 AS/NZS 1657-2018 3.3.4



Addendum Report for
Galleria, WA 6062

No	Photo of Hazard	Details of Hazard	Details of Risk	Existing/ Immediate Control Measure	Curre nt Risk Level	Proposed Permanent Solution	Resid ual Risk Asse sme nt	Details of Action Taken	Status	Reference
194	Building: General Stores Location Reference: L15 Task: Access to the roof									
		Gap between walkway and fall edge is less than required minimum	Trips, Slips and Falls	Awareness induction	Med	"Safety harness to be attached to anchor point" sign to be installed	Low	Client advised	Outstanding	OH&S REGULATIONS 3.7 AS/NZS 1657-2018 5.4.1
195	Building: General Stores Location Reference: L17 Task: Access to the roof									
		Non-complaint signs are present	Trips, Slips and Falls	Awareness induction	Med	Existing signs to be replaced	Low	Client advised	Outstanding	OH&S REGULATIONS 3.55 & 3.11



Addendum Report for
Galleria, WA 6062

No	Photo of Hazard	Details of Hazard	Details of Risk	Existing/ Immediate Control Measure	Current Risk Level	Proposed Permanent Solution	Residual Risk Assessment	Details of Action Taken	Status	Reference
196	Building: General Stores Location Reference: L17 Task: Access to the roof									
		Variation in height between walkway panels are greater than required maximum	Trips, Slips and Falls	Awareness induction	Med	High visibility safety yellow nosing's to be installed	Low	Client advised	Outstanding	OH&S REGULATIONS 3.7 AS/NZS 1657-2018 3.3.4
197	Building: General Stores Location Reference: L17 Task: Access to the A/c units									
		No safe access to the A/c units	Trips, Slips and Falls	N/A	Low	Supply walkway to the A/c units	Low	Client advised	Outstanding	-



Addendum Report for
Galleria, WA 6062

No	Photo of Hazard	Details of Hazard	Details of Risk	Existing/ Immediate Control Measure	Curre nt Risk Level	Proposed Permanent Solution	Resid ual Risk Asse sme nt	Details of Action Taken	Status	Reference
198	Building: General Stores Location Reference: L20 Task: Access to the roof									
		No safe access to the A/c units	Trips, Slips and Falls	N/A	Low	Supply walkway to the A/c units	Low	Client advised	Outstanding	-
199	Building: General Stores Location Reference: L21 Task: Access to the roof									
		Gap between walkway panels are greater than required maximum	Trips, Slips and Falls	Awareness induction	Med	Walkway bridge and high visibility safety yellow nosing's to be installed	Low	Client advised	Outstanding	OH&S REGULATIONS 3.7 AS/NZS 1657-2018 3.2.3.4



Addendum Report for
Galleria, WA 6062

No	Photo of Hazard	Details of Hazard	Details of Risk	Existing/ Immediate Control Measure	Curre nt Risk Level	Proposed Permanent Solution	Resid ual Risk Asse ssme nt	Details of Action Taken	Status	Reference
200	Building: General Stores Location Reference: L22 Task: Access to the roof									
		Walkway width is less than required minimum	Trips, Slips and Falls	Awareness induction	Med	Additional walkway section to be installed	Low	Client advised	Outstanding	OH&S REGULATIONS 3.7 AS/NZS 1657-2018 5.1.3
201	Building: General Stores Location Reference: L24 Task: Access to the roof									
		Variation in height between walkway panels are greater than required maximum	Trips, Slips and Falls	Awareness induction	Med	High visibility safety yellow nosing's to be installed	Low	Client advised	Outstanding	OH&S REGULATIONS 3.7 AS/NZS 1657-2018 3.3.4



Addendum Report for
Galleria, WA 6062

No	Photo of Hazard	Details of Hazard	Details of Risk	Existing/ Immediate Control Measure	Curre nt Risk Level	Proposed Permanent Solution	Resid ual Risk Asse sse me nt	Details of Action Taken	Status	Reference
20 2	Building: General Stores Location Reference: L24 Task: Access to the roof									
		No height safety system installed	Trips, Slips and Falls	Awareness induction	High	Ladder access bracket, ladder support platform and fall arrest anchors to be installed	Low	Client advised	Outstanding	OH&S REGULATIONS 3.55
20 3	Building: General Stores Location Reference: L29 Task: Access to the roof									
		Variation in height between roofs are greater than required maximum	Trips, Slips and Falls	Awareness induction	Med	Access ladder to be installed	Low	Client advised	Outstanding	OH&S REGULATIONS 3.7 AS/NZS 1657-2018 3.1.4



Addendum Report for
Galleria, WA 6062

No	Photo of Hazard	Details of Hazard	Details of Risk	Existing/ Immediate Control Measure	Curre nt Risk Level	Proposed Permanent Solution	Resid ual Risk Asse ssme nt	Details of Action Taken	Status	Reference
20 4	Building: General Stores Location Reference: L32 Task: Access to the roof									
		Variation in height between walkway panels are greater than required maximum	Trips, Slips and Falls	Awareness induction	Med	High visibility safety yellow nosing's to be installed	Low	Client advised	Outstanding	OH&S REGULATIONS 3.7 AS/NZS 1657-2018 3.3.4
20 5	Building: General Stores Location Reference: L66 Task: Access to the roof									
		Variation in height between walkway panels are greater than required maximum	Trips, Slips and Falls	Awareness induction	Med	High visibility safety yellow nosing's to be installed	Low	Client advised	Outstanding	OH&S REGULATIONS 3.7 AS/NZS 1657-2018 3.3.4



Addendum Report for
Galleria, WA 6062

No	Photo of Hazard	Details of Hazard	Details of Risk	Existing/ Immediate Control Measure	Curre nt Risk Level	Proposed Permanent Solution	Resid ual Risk Asse sme nt	Details of Action Taken	Status	Reference
20 6	Building: General Stores Location Reference: L47 Task: Access to the roof									
		Landing is less than required minimum	Trips, Slips and Falls	Awareness induction	Med	Existing landing to be extended including handrails	Low	Client advised	Outstanding	OH&S REGULATIONS 3.7 AS/NZS 1657-2018 7.3.6
20 7	Building: General Stores Location Reference: L51 Task: Access to the roof									
		Walkway width is less than required minimum	Trips, Slips and Falls	Awareness induction	Med	Existing walkway to be removed and new walkway to be installed	Low	Client advised	Outstanding	OH&S REGULATIONS 3.7 AS/NZS 1657-2018 5.1.3


Addendum Report for
Galleria, WA 6062

No	Photo of Hazard	Details of Hazard	Details of Risk	Existing/ Immediate Control Measure	Current Risk Level	Proposed Permanent Solution	Residual Risk Assessment	Details of Action Taken	Status	Reference
208	Building: General Stores Location Reference: L51 Task: Access to the roof									
		No safe access to the A/c units	Trips, Slips and Falls	N/A	Low	Supply walkway to the A/c units	Low	Client advised	Outstanding	-
209	Building: General Stores Location Reference: L52 Task: Access to the roof									
		No safe access to the A/c units	Trips, Slips and Falls	N/A	Low	Supply walkway to the A/c units	Low	Client advised	Outstanding	-



Addendum Report for
Galleria, WA 6062

No	Photo of Hazard	Details of Hazard	Details of Risk	Existing/ Immediate Control Measure	Curre nt Risk Level	Proposed Permanent Solution	Resid ual Risk Asse sme nt	Details of Action Taken	Status	Reference
210	Building: General Stores Location Reference: L43 Task: Access to the roof									
		Existing landing is damaged	Trips, Slips and Falls	Awareness induction	Med	Landing to be replaced	Low	Client advised	Outsta nding	OH&S REGULATIONS 3.7
211	Building: General Stores Location Reference: L46 Task: Access to the roof									
		Anchor is bent	Trips, Slips and Falls	Awareness induction	Med	Anchor to be replaced	Low	Client advised	Outsta nding	OH&S REGULATIONS 3.55



Addendum Report for
Galleria, WA 6062

No	Photo of Hazard	Details of Hazard	Details of Risk	Existing/ Immediate Control Measure	Curre nt Risk Level	Proposed Permanent Solution	Resid ual Risk Asse ssme nt	Details of Action Taken	Status	Reference
213	Building: General Stores Location Reference: L63 Task: Access to the roof									
		Bottom rung height is less than required minimum	Trips, Slips and Falls	Awareness induction	Med	Landing platform to be installed	Low	Client advised	Outstanding	OH&S REGULATIONS 3.7 AS/NZS 1657-2018 7.4.3.4



Addendum Report for
Galleria, WA 6062

No	Photo of Hazard	Details of Hazard	Details of Risk	Existing/ Immediate Control Measure	Curre nt Risk Level	Proposed Permanent Solution	Resid ual Risk Asse sme nt	Details of Action Taken	Status	Reference
214	Building: General Stores Location Reference: L93 Task: Access to the A/c unit									
		No safe access to the A/c units	Trips, Slips and Falls	N/A	Low	Supply walkway to the A/c units	Low	Client advised	Outstanding	-
215	Building: General Stores Location Reference: L92 Task: Access to the roof									
		Bottom rung height is less than required minimum and top rung not levelled with landing	Trips, Slips and Falls	Awareness induction	Med	Existing ladder to be re-installed with landing platforms and brackets	Low	Client advised	Outstanding	OH&S REGULATIONS 3.7 AS/NZS 1657-2018 7.4.3.4 & 7.4.3.3



Addendum Report for
Galleria, WA 6062

No	Photo of Hazard	Details of Hazard	Details of Risk	Existing/ Immediate Control Measure	Curre nt Risk Level	Proposed Permanent Solution	Resid ual Risk Asse ssme nt	Details of Action Taken	Status	Reference
216	Building: General Stores Location Reference: L92 Task: Access to the roof									
		Variation in height between walkway panels are greater than required maximum	Trips, Slips and Falls	Awareness induction	Med	High visibility safety yellow nosing's to be installed	Low	Client advised	Outstanding	OH&S REGULATIONS 3.7 AS/NZS 1657-2018 3.3.4
217	Building: General Stores Location Reference: L92 Task: Access to the roof									
		Gap between walkway panels are greater than required maximum	Trips, Slips and Falls	Awareness induction	Med	Checker plate to be installed	Low	Client advised	Outstanding	OH&S REGULATIONS 3.7 AS/NZS 1657-2018 3.2.3.4



Addendum Report for
Galleria, WA 6062

No	Photo of Hazard	Details of Hazard	Details of Risk	Existing/ Immediate Control Measure	Curre nt Risk Level	Proposed Permanent Solution	Resid ual Risk Asse ssme nt	Details of Action Taken	Status	Reference
218	Building: General Stores Location Reference: L94 Task: Access to the roof									
		Gap between walkway and fall edge is less than required minimum	Trips, Slips and Falls	Awareness induction	Med	"Safety Harness to be attached to anchor point" sign to be installed	Low	Client advised	Outstanding	OH&S REGULATIONS 3.7 AS/NZS 1657-2018 5.4.1
219	Building: General Stores Location Reference: L94 Task: Access to the roof									
		Variation in height between walkway panels are greater than required maximum	Trips, Slips and Falls	Awareness induction	Med	High visibility safety yellow nosing's to be installed	Low	Client advised	Outstanding	OH&S REGULATIONS 3.7 AS/NZS 1657-2018 3.3.4



Addendum Report for
Galleria, WA 6062

No	Photo of Hazard	Details of Hazard	Details of Risk	Existing/ Immediate Control Measure	Curre nt Risk Level	Proposed Permanent Solution	Resid ual Risk Asse sme nt	Details of Action Taken	Status	Reference
220	Building: General Stores Location Reference: L96 Task: Access to the roof									
		Variation in height between walkway panels are greater than required maximum	Trips, Slips and Falls	Awareness induction	Med	High visibility safety yellow nosing's to be installed	Low	Client advised	Outstanding	OH&S REGULATIONS 3.7 AS/NZS 1657-2018 3.3.4
221	Building: General Stores Location Reference: L96 Task: Access to the roof									
		Bottom rung heights are less than required minimum, landing is less than required minimum and handrail projecting towards the user	Trips, Slips and Falls	Awareness induction	Med	Existing ladder to be removed and new ladder to be installed	Low	Client advised	Outstanding	OH&S REGULATIONS 3.7 AS/NZS 1657-2018 7.4.3.4, 7.3.6 & 7.4.8.5



Addendum Report for
Galleria, WA 6062

No	Photo of Hazard	Details of Hazard	Details of Risk	Existing/ Immediate Control Measure	Curre nt Risk Level	Proposed Permanent Solution	Resid ual Risk Asse sme nt	Details of Action Taken	Status	Reference
22 2	Building: General Stores Location Reference: L98 Task: Access to the roof									
		Variation in height between walkway panels are greater than required maximum	Trips, Slips and Falls	Awareness induction	Med	High visibility safety yellow nosing's to be installed	Low	Client advised	Outstanding	OH&S REGULATIONS 3.7 AS/NZS 1657-2018 3.3.4
22 3	Building: General Stores Location Reference: L98 Task: Access to the roof									
		Damaged anchor points(x2) are present	Trips, Slips and Falls	Awareness induction	High	New anchor points to be installed	Low	Client advised	Outstanding	OH&S REGULATIONS 3.55



Roof Safety Report for
Galleria, WA 6062

No	Photo of Hazard	Details of Hazard	Details of Risk	Existing/ Immediate Control Measure	Curre nt Risk Level	Proposed Permanent Solution	Resid ual Risk Asse sme nt	Details of Action Taken	Status	Reference
22 4	Building: General Stores Location Reference: L99 Task: Access to the roof									
		Damaged anchor points(x2) are present	Trips, Slips and Falls	Awareness induction	High	New anchor points to be installed	Low	Client advised	Outsta nding	OH&S REGULATIONS 3.55
22 5	Building: General Stores Location Reference: L100 Task: Access to the roof									
		Variation in height between walkway panels are greater than required maximum	Trips, Slips and Falls	Awareness induction	Med	High visibility safety yellow nosing's to be installed	Low	Client advised	Outsta nding	OH&S REGULATIONS 3.7 AS/NZS 1657- 2018 3.3.4



Roof Safety Report for
Galleria, WA 6062

No	Photo of Hazard	Details of Hazard	Details of Risk	Existing/ Immediate Control Measure	Curre nt Risk Level	Proposed Permanent Solution	Resid ual Risk Asse ssme nt	Details of Action Taken	Status	Reference
22 6	Building: General Stores Location Reference: L100 Task: Access to the roof									
		Variation in height between walkway panels are greater than required maximum	Trips, Slips and Falls	Awareness induction	Med	High visibility safety yellow nosing's to be installed	Low	Client advised	Outstanding	OH&S REGULATIONS 3.7 AS/NZS 1657-2018 3.3.4
22 7	Building: General Stores Location Reference: L100 Task: Access to the roof									
		Damaged walkway is present	Trips, Slips and Falls	Awareness induction	Med	Damaged walkway section to be replaced	Low	Client advised	Outstanding	OH&S REGULATIONS 3.7



Roof Safety Report for
Galleria, WA 6062

No	Photo of Hazard	Details of Hazard	Details of Risk	Existing/ Immediate Control Measure	Curre nt Risk Level	Proposed Permanent Solution	Resid ual Risk Asse sme nt	Details of Action Taken	Status	Reference
22 8	Building: General Stores Location Reference: L105 Task: Access to the A/c units									
		No safe access to the A/c units	Trips, Slips and Falls	N/A	Low	Supply walkway to the A/c units	Low	Client advised	Outstanding	-
22 9	Building: General Stores Location Reference: L104 Task: Access to the roof									
		Bottom rung heights are less than required minimum, landing is less than required minimum and handrail projecting towards the user	Trips, Slips and Falls	Awareness induction	Med	Existing ladder to be removed and new ladder to be installed	Low	Client advised	Outstanding	OH&S REGULATIONS 3.7 AS/NZS 1657-2018 7.4.3.4, 7.3.6 & 7.4.8.5



Roof Safety Report for
Galleria, WA 6062

No	Photo of Hazard	Details of Hazard	Details of Risk	Existing/ Immediate Control Measure	Curre nt Risk Level	Proposed Permanent Solution	Resid ual Risk Asse ssme nt	Details of Action Taken	Status	Reference
230	Building: General Stores Location Reference: L106 Task: Access to the roof									
		No safe access to the anchors	Trips, Slips and Falls	Awareness induction	Med	Access ladder to be installed	Low	Client advised	Outstanding	OH&S REGULATIONS 3.7 AS/NZS 1657-2018 3.1.4
231	Building: General Stores Location Reference: L109 Task: Access to the roof									
		Damaged anchor point (x1) is present	Trips, Slips and Falls	Awareness induction	High	New anchor point to be installed	Low	Client advised	Outstanding	OH&S REGULATIONS 3.55



Addendum Report for
Galleria, WA 6062

No	Photo of Hazard	Details of Hazard	Details of Risk	Existing/ Immediate Control Measure	Curre nt Risk Level	Proposed Permanent Solution	Resid ual Risk Asse sme nt	Details of Action Taken	Status	Reference
23 2	Building: General Stores Location Reference: L110 Task: Access to the A/c units									
		No safe access to the A/c units	Trips, Slips and Falls	N/A	Low	Supply walkway to the A/c units	Low	Client advised	Outstanding	-
23 3	Building: General Stores Location Reference: L110 Task: Access to the roof									
		Damaged anchor point (x1) is present	Trips, Slips and Falls	Awareness induction	High	New anchor point to be installed	Low	Client advised	Outstanding	OH&S REGULATIONS 3.55



Addendum Report for
Galleria, WA 6062

No	Photo of Hazard	Details of Hazard	Details of Risk	Existing/ Immediate Control Measure	Curre nt Risk Level	Proposed Permanent Solution	Resid ual Risk Asse sme nt	Details of Action Taken	Status	Reference
23 4	Building: General Stores Location Reference: L114 Task: Access to the A/c units									
		No safe access to the A/c units	Trips, Slips and Falls	N/A	Low	Supply walkway to the A/c units	Low	Client advised	Outstanding	-
23 5	Building: General Stores Location Reference: L114 Task: Access to the roof									
		Variation in height between walkway panels are greater than required maximum	Trips, Slips and Falls	Awareness induction	Med	High visibility safety yellow nosing's to be installed	Low	Client advised	Outstanding	OH&S REGULATIONS 3.7 AS/NZS 1657-2018 3.3.4



Addendum Report for
Galleria, WA 6062

No	Photo of Hazard	Details of Hazard	Details of Risk	Existing/ Immediate Control Measure	Curre nt Risk Level	Proposed Permanent Solution	Resid ual Risk Asse sme nt	Details of Action Taken	Status	Reference
23 6	Building: General Stores Location Reference: L115 Task: Access to the A/c units									
		No safe access to the A/c units	Trips, Slips and Falls	N/A	Low	Supply walkway to the A/c units	Low	Client advised	Outstanding	-
23 7	Building: General Stores Location Reference: L118 Task: Access to the roof									
		Variation in height between walkway panels are greater than required maximum	Trips, Slips and Falls	Awareness induction	Med	High visibility safety yellow nosing's to be installed	Low	Client advised	Outstanding	OH&S REGULATIONS 3.7 AS/NZS 1657-2018 3.3.4



Addendum Report for
Galleria, WA 6062

No	Photo of Hazard	Details of Hazard	Details of Risk	Existing/ Immediate Control Measure	Curre nt Risk Level	Proposed Permanent Solution	Resid ual Risk Asse sme nt	Details of Action Taken	Status	Reference
23 8	Building: General Stores Location Reference: L88 Task: Access to the roof									
		Damaged anchor point (x1) is present	Trips, Slips and Falls	Awareness induction	High	New anchor point to be installed	Low	Client advised	Outstanding	OH&S REGULATIONS 3.55
23 9	Building: General Stores Location Reference: L88 Task: Access to the roof									
		Damaged anchor point (x1) is present	Trips, Slips and Falls	Awareness induction	High	New anchor point to be installed	Low	Client advised	Outstanding	OH&S REGULATIONS 3.55



Roof Safety Report for
Galleria, WA 6062

No	Photo of Hazard	Details of Hazard	Details of Risk	Existing/ Immediate Control Measure	Curre nt Risk Level	Proposed Permanent Solution	Resid ual Risk Asse sme nt	Details of Action Taken	Status	Reference
240	Building: General Stores Location Reference: L86 Task: Access to the roof									
		Ladder cage height is greater than required maximum and bottom rung height is greater than required maximum	Trips, Slips and Falls	Awareness induction	Med	Cage and landing at base including handrail to be installed	Low	Client advised	Outstanding	OH&S REGULATIONS 3.7 AS/NZS 1657-2018 7.4.7 & 7.4.3.4
241	Building: General Stores Location Reference: L81 Task: Access to the roof									
		Variation in height between walkway panels are greater than required maximum	Trips, Slips and Falls	Awareness induction	Med	High visibility safety yellow nosing's to be installed	Low	Client advised	Outstanding	OH&S REGULATIONS 3.7 AS/NZS 1657-2018 3.3.4



Roof Safety Report for
Galleria, WA 6062

No	Photo of Hazard	Details of Hazard	Details of Risk	Existing/ Immediate Control Measure	Curre nt Risk Level	Proposed Permanent Solution	Resid ual Risk Asse sme nt	Details of Action Taken	Status	Reference
24 2	Building: General Stores Location Reference: L64 Task: Access to the roof									
		Variation in height between walkway panels are greater than required maximum	Trips, Slips and Falls	Awareness induction	Med	Checker plate for junction and High visibility safety yellow nosing's to be installed	Low	Client advised	Outstanding	OH&S REGULATIONS 3.7 AS/NZS 1657-2018 3.3.4
24 3	Building: General Stores Location Reference: L82 Task: Access to the roof									
		Variation in height between walkway panels are greater than required maximum	Trips, Slips and Falls	Awareness induction	Med	Checker plate for junction and High visibility safety yellow nosing's to be installed	Low	Client advised	Outstanding	OH&S REGULATIONS 3.7 AS/NZS 1657-2018 3.3.4



Addendum Report for
Galleria, WA 6062

No	Photo of Hazard	Details of Hazard	Details of Risk	Existing/ Immediate Control Measure	Curre nt Risk Level	Proposed Permanent Solution	Resid ual Risk Asse sme nt	Details of Action Taken	Status	Reference
24 4	Building: General Stores Location Reference: L71 Task: Access to the roof									
		Variation in height between walkway panels are greater than required maximum	Trips, Slips and Falls	Awareness induction	Med	Checker plate for junction and High visibility safety yellow nosing's to be installed	Low	Client advised	Outsta nding	OH&S REGULATIONS 3.7 AS/NZS 1657- 2018 3.3.4
24 5	Building: General Stores Location Reference: L68 Task: Access to the roof									
		Variation in height between walkway panels are greater than required maximum	Trips, Slips and Falls	Awareness induction	Med	Checker plate for junction and High visibility safety yellow nosing's to be installed	Low	Client advised	Outsta nding	OH&S REGULATIONS 3.7 AS/NZS 1657- 2018 3.3.4


Roof Safety Report for
Galleria, WA 6062

No	Photo of Hazard	Details of Hazard	Details of Risk	Existing/ Immediate Control Measure	Curre nt Risk Level	Proposed Permanent Solution	Resid ual Risk Asse sme nt	Details of Action Taken	Status	Reference
24 6	Building: General Stores Location Reference: L68 Task: Access to the roof									
		Variation in height between walkway panels are greater than required maximum	Trips, Slips and Falls	Awareness induction	Med	Checker plate for junction and High visibility safety yellow nosing's to be installed	Low	Client advised	Outstanding	OH&S REGULATIONS 3.7 AS/NZS 1657-2018 3.3.4
24 7	Building: General Stores Location Reference: L79 Task: Access to the roof									
		Duct protruding over the walkway path	Trips, Slips and Falls	Awareness induction	Med	Additional walkway section to be installed	Low	Client advised	Outstanding	OH&S REGULATIONS 3.7 AS/NZS 1657-2018 3.1.5



Addendum Report for
Galleria, WA 6062

No	Photo of Hazard	Details of Hazard	Details of Risk	Existing/ Immediate Control Measure	Curre nt Risk Level	Proposed Permanent Solution	Resid ual Risk Asse sme nt	Details of Action Taken	Status	Reference
24 8	Building: General Stores Location Reference: L79 Task: Access to the roof									
		Variation in height between walkway and adjacent surface is greater than required maximum	Trips, Slips and Falls	Awareness induction	Med	Walkway to be re-installed with handrail and additional walkway sections	Low	Client advised	Outstanding	OH&S REGULATIONS 3.7 AS/NZS 1657-2018 5.4.1
24 9	Building: General Stores Location Reference: L122 Task: Access to the roof									
		No safe access to the roof	Trips, Slips and Falls	Awareness induction	Med	Ladder dock and mini ladder including landing platforms and handrail to be installed	Low	Client advised	Outstanding	OH&S REGULATIONS 3.7 AS/NZS 1657-2018 3.1.4



Addendum Report for
Galleria, WA 6062

No	Photo of Hazard	Details of Hazard	Details of Risk	Existing/ Immediate Control Measure	Curre nt Risk Level	Proposed Permanent Solution	Resid ual Risk Asse sme nt	Details of Action Taken	Status	Reference
25 0	Building: General Stores Location Reference: L122 Task: Access to the roof									
		Brittle roof sections are present and no safe access around A/c units	Trips, Slips and Falls	Awareness induction	High	Brittle and Fragile roof signs including handrail around A/c units to be installed	Low	Client advised	Outstanding	OH&S REGULATIONS 3.57 & 3.7

Roof Safety Report for
Galleria, WA 6062

No	Photo of Hazard	Details of Hazard	Details of Risk	Existing/ Immediate Control Measure	Curre nt Risk Level	Proposed Permanent Solution	Resid ual Risk Asse sme nt	Details of Action Taken	Status	Reference
251	Building: General Stores Location Reference: L27 Task: Access to the roof									
		No safe access to the A/c units	Trips, Slips and Falls	N/A	Low	Supply walkway to the A/c units	Low	Client advised	Outstanding	-
252	Building: General Stores Location Reference: L62 Task: Access to the roof									
		Walkway damaged	Trips, Slips and Falls	Awareness induction	Med	Walkway to be replaced and high vis nosing's to be installed	Low	Client advised	Outstanding	OH&S REGULATIONS 3.7 AS/NZS 1657-2018 3.3.4

Addendum Report for
Galleria, WA 6062

No	Photo of Hazard	Details of Hazard	Details of Risk	Existing/ Immediate Control Measure	Curre nt Risk Level	Proposed Permanent Solution	Resid ual Risk Asse sme nt	Details of Action Taken	Status	Reference
25 3	Building: General Stores Location Reference: L91 Task: Access to the roof									
		Walkway too close to the fall edge	Trips, Slips and Falls	Awareness induction	Med	Handrail to be installed	Low	Client advised	Outstanding	OH&S REGULATIONS 3.7 AS/NZS 1657-2018 5.4.1
25 4	Building: General Stores Location Reference: L12 Task: Access to the roof									
		Anchors not re-installed since re-roofed	Trips, Slips and Falls	Awareness induction	High	7x Anchors to be installed	Low	Client advised	Outstanding	OH&S REGULATIONS 3.55



Safemaster Safety Products

31-33 Catalano Road, Canning Vale WA 6155

PO Box 1373 Canning Vale WA 6970

Ph: (08) 6243 3111

Fax: (08) 9456 5014

Email: info@safemaster.net.au

Web: www.safemaster.net.au