

Roof Safety Report

Galleria, WA 6062

Prepared By: Safemaster Safety Products
Date: 20-August-2018

CONFIDENTIALITY/SECURITY

Information obtained from and about Galleria in the course of the roof safety systems inspections and recertification's will be treated as strictly confidential. This information will only be used in the compilation and presentation of this report to Galleria and not to any other source.

DISCLAIMER

Judgements as to the suitability of information herein for the client's purposes are necessarily the client's responsibility. This report does not constitute legal advice. Therefore, although reasonable care has been taken in the preparation of such information, Safemaster Safety Products extends no warranties, makes no representation and assumes no responsibility as to the accuracy or suitability of such information for application to the client's intended purposes or for consequences of its use.

CONTACT THE INSPECTOR

Should you have any difficulty in understanding anything outlined within this report then you should immediately contact the inspector and have the matter explained to you.
If you have any questions at all or require any clarification then contact the inspector prior to acting on this report.

The recertification report was carried out by:

Andrew Treen (Safemaster Safety Products)
33 Catalano Road, Canning Vale 6155
PH: (08) 6243 3111 EMAIL: inspections@safemaster.net.au

Signed for and on behalf of Safemaster Safety Products:



Andrew Treen (Recertification Technician)

CLIENT	BUILDINGS INSPECTED	SYSTEMS INSPECTED
Galleria	Galleria	Signage Anchor Points Ladder Bracket Landings Hatch Guardrail Ladder Stair Static Line Mechanical Platform Roof Walkway A/C Safe Working Platform

DATE OF INSPECTION

20-07-2018

INSPECTION METHODOLOGY

The inspection has been carried out by Safemaster's team of competent inspectors trained in RIIWHS204D & PUAEQU001B to evaluate the roof safety system on Galleria buildings.

The inspection is based on:

- OSH Regs. 1996
- Managing the Risk of Falls at the Workplace
- AS/NZS 1891:2009 (Series)- Industrial Fall Arrest Systems and Devices
- AS/NZS 1319:1994 'Safety Signs for the Occupational Environment'
- AS/NZS 1657:2018 'Fixed Platforms, Walkways, Stairways and Ladders- Design, Construction and Installation'

TESTING INSTRUMENT

Product: HILTI Tester



Inspection Log

CERTIFICATE OF COMPLIANCE

INSPECTION LOG RECORD - INSTALLED SYSTEMS

31-33 Catalano Road, Canning Vale 6155
CALL US: (08) 6243 3111
EMAIL: inspections@safemaster.net.au

Client: Vicinity Centres

Job Ref: SM12182

Site: Galleria

Item No	Equipment Type& Description	Manufacturer/ Installer	Location	Commission Date	Insp Date	Next Insp Date	Complying Standards	Status	Comments
1	Purlin Fix Anchor point	Safemaster	L1 - Cinema	1/04/2014	20/07/2018	20/07/2019	AS1891.4:2009	Pass	
2	Purlin Fix Anchor point	Safemaster	L1 - Cinema	1/04/2014	20/07/2018	20/07/2019	AS1891.4:2009	Pass	
3	Purlin Fix Anchor point	Safemaster	L1 - Cinema	1/04/2014	20/07/2018	20/07/2019	AS1891.4:2009	Pass	
4	Purlin Fix Anchor point	Safemaster	L1 - Cinema	1/04/2014	20/07/2018	20/07/2019	AS1891.4:2009	Pass	
5	Purlin Fix Anchor point	Safemaster	L1 - Cinema	1/04/2014	20/07/2018	20/07/2019	AS1891.4:2009	Pass	
6	Purlin Fix Anchor point	Safemaster	L1 - Cinema	1/04/2014	20/07/2018	20/07/2019	AS1891.4:2009	Pass	
7	Purlin Fix Anchor point	Safemaster	L1 - Cinema	1/04/2014	20/07/2018	20/07/2019	AS1891.4:2009	Pass	
8	Purlin Fix Anchor point	Safemaster	L1 - Cinema	1/04/2014	20/07/2018	20/07/2019	AS1891.4:2009	Pass	
9	Purlin Fix Anchor point	Safemaster	L1 - Cinema	1/04/2014	20/07/2018	20/07/2019	AS1891.4:2009	Pass	
10	Purlin Fix Anchor point	Safemaster	L1 - Cinema	1/04/2014	20/07/2018	20/07/2019	AS1891.4:2009	Pass	
11	Purlin Fix Anchor point	Safemaster	L1 - Cinema	1/04/2014	20/07/2018	20/07/2019	AS1891.4:2009	Pass	
12	Purlin Fix Anchor point	Safemaster	L1 - Cinema	1/04/2014	20/07/2018	20/07/2019	AS1891.4:2009	Pass	

All inspections are conducted in accordance with current legislation. Equipment status is deemed at the time of inspection. Maintenance and use of the equipment must be conducted in accordance with the manufacturers and legislative requirements after inspection. Removing the installation sign/tag 'Void Warranty' for the system.

CERTIFICATE OF COMPLIANCE

INSPECTION LOG RECORD - INSTALLED SYSTEMS

Client: Vicinity Centres

Job Ref: SM12182

Site: Galleria

31-33 Catalano Road, Canning Vale 6155
CALL US: (08) 6243 3111
EMAIL: inspections@safemaster.net.au

Item No	Equipment Type& Description	Manufacturer/ Installer	Location	Commission Date	Insp Date	Next Insp Date	Complying Standards	Status	Comments
13	Purlin Fix Anchor point	Safemaster	L1 - Cinema	1/04/2014	20/07/2018	20/07/2019	AS1891.4:2009	Pass	
14	Purlin Fix Anchor point	Safemaster	L1 - Cinema	1/04/2014	20/07/2018	20/07/2019	AS1891.4:2009	Pass	
15	Purlin Fix Anchor point	Safemaster	L1 - Cinema	1/04/2014	20/07/2018	20/07/2019	AS1891.4:2009	Pass	
16	Purlin Fix Anchor point	Safemaster	L1 - Cinema	1/04/2014	20/07/2018	20/07/2019	AS1891.4:2009	Pass	
17	Purlin Fix Anchor point	Safemaster	L1 - Cinema	1/04/2014	20/07/2018	20/07/2019	AS1891.4:2009	Pass	
18	Purlin Fix Anchor point	Safemaster	L1 - Cinema	1/04/2014	20/07/2018	20/07/2019	AS1891.4:2009	Pass	
19	Purlin Fix Anchor point	Safemaster	L1 - Cinema	1/04/2014	20/07/2018	20/07/2019	AS1891.4:2009	Pass	
20	Purlin Fix Anchor point	Sayfa / Access Infrastructure	L1 - Cinema	15/11/2011	20/07/2018	20/07/2019	AS1891.4:2009	Pass	
21	Purlin Fix Anchor point	Sayfa / Access Infrastructure	L1 - Cinema	15/11/2011	20/07/2018	20/07/2019	AS1891.4:2009	Pass	
22	Purlin Fix Anchor point	Sayfa / Access Infrastructure	L1 - Cinema	15/11/2011	20/07/2018	20/07/2019	AS1891.4:2009	Pass	
23	Purlin Fix Anchor point	Sayfa / Access Infrastructure	L1 - Cinema	15/11/2011	20/07/2018	20/07/2019	AS1891.4:2009	Pass	
24	Purlin Fix Anchor point	Safemaster	L4	1/04/2014	20/07/2018	20/07/2019	AS1891.4:2009	Pass	

All inspections are conducted in accordance with current legislation. Equipment status is deemed at the time of inspection. Maintenance and use of the equipment must be conducted in accordance with the manufacturers and legislative requirements after inspection. Removing the installation sign/tag 'Void Warranty' for the system.

CERTIFICATE OF COMPLIANCE

INSPECTION LOG RECORD - INSTALLED SYSTEMS

31-33 Catalano Road, Canning Vale 6155
CALL US: (08) 6243 3111
EMAIL: inspections@safemaster.net.au

Client: Vicinity Centres

Job Ref: SM12182

Site: Galleria

Item No	Equipment Type& Description	Manufacturer/ Installer	Location	Commission Date	Insp Date	Next Insp Date	Complying Standards	Status	Comments
25	Purlin Fix Anchor point	Safemaster	L4	1/04/2014	20/07/2018	20/07/2019	AS1891.4:2009	Pass	
26	Purlin Fix Anchor point	Safemaster	L4	1/04/2014	20/07/2018	20/07/2019	AS1891.4:2009	Pass	
27	Purlin Fix Anchor point	Safemaster	L5	1/04/2014	20/07/2018	20/07/2019	AS1891.4:2009	Pass	
28	Purlin Fix Anchor point	Safemaster	L5	1/04/2014	20/07/2018	20/07/2019	AS1891.4:2009	Pass	
29	Purlin Fix Anchor point	Safemaster	L5	1/04/2014	20/07/2018	20/07/2019	AS1891.4:2009	Pass	
30	Purlin Fix Anchor point	Safemaster	L5	1/04/2014	20/07/2018	20/07/2019	AS1891.4:2009	Pass	
31	Purlin Fix Anchor point	Safemaster	L5	1/04/2014	20/07/2018	20/07/2019	AS1891.4:2009	Pass	
32	Anchor Point-Surface Mount-15kN	Safemaster	L5	1/02/2018	20/07/2018	20/07/2019	AS1891.4:2009	Pass	
33	Anchor Point-Surface Mount-15kN	Safemaster	L5	1/02/2018	20/07/2018	20/07/2019	AS1891.4:2009	Pass	
34	Anchor Point-Surface Mount-15kN	Safemaster	L5	1/02/2018	20/07/2018	20/07/2019	AS1891.4:2009	Pass	
35	Anchor Point-Surface Mount-15kN	Safemaster	L5	1/02/2018	20/07/2018	20/07/2019	AS1891.4:2009	Pass	
36	Anchor Point-Surface Mount-15kN	Safemaster	L5	1/02/2018	20/07/2018	20/07/2019	AS1891.4:2009	Pass	

All inspections are conducted in accordance with current legislation. Equipment status is deemed at the time of inspection. Maintenance and use of the equipment must be conducted in accordance with the manufacturers and legislative requirements after inspection. Removing the installation sign/tag 'Void Warranty' for the system.

CERTIFICATE OF COMPLIANCE

INSPECTION LOG RECORD - INSTALLED SYSTEMS

Client: Vicinity Centres

Job Ref: SM12182

Site: Galleria

31-33 Catalano Road, Canning Vale 6155
CALL US: (08) 6243 3111
EMAIL: inspections@safemaster.net.au

Item No	Equipment Type& Description	Manufacturer/ Installer	Location	Commission Date	Insp Date	Next Insp Date	Complying Standards	Status	Comments
37	Purlin Fix Anchor point	Safemaster	L6	1/04/2014	20/07/2018	20/07/2019	AS1891.4:2009	Pass	
38	Purlin Fix Anchor point	Safemaster	L6	1/04/2014	20/07/2018	20/07/2019	AS1891.4:2009	Pass	
39	Purlin Fix Anchor point	Safemaster	L6	1/04/2014	20/07/2018	20/07/2019	AS1891.4:2009	Pass	
40	Access Strop	Safemaster	L6	1/02/2018	20/07/2018	20/07/2019	AS1891.4:2009	Pass	
41	Anchor Point-Purlin Fix-21kN	Safemaster	L7	1/04/2014	20/07/2018	20/07/2019	AS1891.4:2009	Pass	
42	Anchor Point-Purlin Fix-21kN	Safemaster	L7	1/04/2014	20/07/2018	20/07/2019	AS1891.4:2009	Pass	
43	Anchor Point-Purlin Fix-15kN (LowPro)	Safemaster	L7	1/02/2018	20/07/2018	20/07/2019	AS1891.4:2009	Pass	
44	Anchor Point-Purlin Fix-21kN	Safemaster	L8	1/04/2014	20/07/2018	20/07/2019	AS1891.4:2009	Pass	
45	Anchor Point-Purlin Fix-21kN	Safemaster	L8	1/04/2014	20/07/2018	20/07/2019	AS1891.4:2009	Pass	
46	Anchor Point-Purlin Fix-15kN (LowPro)	Safemaster	L9	1/02/2018	20/07/2018	20/07/2019	AS1891.4:2009	Pass	
47	Anchor Point-Purlin Fix-15kN (LowPro)	Safemaster	L9	1/02/2018	20/07/2018	20/07/2019	AS1891.4:2009	Pass	
48	Anchor Point-Purlin Fix-15kN (LowPro)	Safemaster	L9	1/02/2018	20/07/2018	20/07/2019	AS1891.4:2009	Pass	

All inspections are conducted in accordance with current legislation. Equipment status is deemed at the time of inspection. Maintenance and use of the equipment must be conducted in accordance with the manufacturers and legislative requirements after inspection. Removing the installation sign/tag 'Void Warranty' for the system.

CERTIFICATE OF COMPLIANCE

INSPECTION LOG RECORD - INSTALLED SYSTEMS

31-33 Catalano Road, Canning Vale 6155
CALL US: (08) 6243 3111
EMAIL: inspections@safemaster.net.au

Client: Vicinity Centres

Job Ref: SM12182

Site: Galleria

Item No	Equipment Type& Description	Manufacturer/ Installer	Location	Commission Date	Insp Date	Next Insp Date	Complying Standards	Status	Comments
49	Anchor Point-Purlin Fix-21kN	Safemaster	L10	1/04/2014	20/07/2018	20/07/2019	AS1891.4:2009	Pass	
50	Anchor Point-Purlin Fix-21kN	Safemaster	L10	1/04/2014	20/07/2018	20/07/2019	AS1891.4:2009	Pass	
51	Anchor Point-Purlin Fix-21kN	Safemaster	L12	1/04/2014	20/07/2018	20/07/2019	AS1891.4:2009	Pass	
52	Anchor Point-Purlin Fix-21kN	Safemaster	L12	1/04/2014	20/07/2018	20/07/2019	AS1891.4:2009	Pass	
53	Anchor Point-Purlin Fix-21kN	Safemaster	L12	1/04/2014	20/07/2018	20/07/2019	AS1891.4:2009	Pass	
54	Anchor Point-Purlin Fix-21kN	Safemaster	L12	1/04/2014	20/07/2018	20/07/2019	AS1891.4:2009	Pass	
55	Anchor Point-Purlin Fix-21kN	Safemaster	L12	1/04/2014	20/07/2018	20/07/2019	AS1891.4:2009	Pass	
56	Anchor Point-Purlin Fix-21kN	Safemaster	L12	1/04/2014	20/07/2018	20/07/2019	AS1891.4:2009	Pass	
57	Anchor Point-Purlin Fix-21kN	Safemaster	L12	1/04/2014	20/07/2018	20/07/2019	AS1891.4:2009	Pass	
58	Anchor Point-Purlin Fix-21kN	Safemaster	L12	1/04/2014	20/07/2018	20/07/2019	AS1891.4:2009	Fail	Anchor stem is bent
59	Anchor Point-Purlin Fix-15kN (LowPro)	Safemaster	L13	1/02/2018	20/07/2018	20/07/2019	AS1891.4:2009	Pass	
60	Anchor Point-Purlin Fix-21kN	Safemaster	L13	1/04/2014	20/07/2018	20/07/2019	AS1891.4:2009	Pass	

All inspections are conducted in accordance with current legislation. Equipment status is deemed at the time of inspection. Maintenance and use of the equipment must be conducted in accordance with the manufacturers and legislative requirements after inspection. Removing the installation sign/tag 'Void Warranty' for the system.

CERTIFICATE OF COMPLIANCE

INSPECTION LOG RECORD - INSTALLED SYSTEMS

31-33 Catalano Road, Canning Vale 6155
CALL US: (08) 6243 3111
EMAIL: inspections@safemaster.net.au

Client: Vicinity Centres

Job Ref: SM12182

Site: Galleria

Item No	Equipment Type& Description	Manufacturer/ Installer	Location	Commission Date	Insp Date	Next Insp Date	Complying Standards	Status	Comments
61	Anchor Point-Purlin Fix-15kN (LowPro)	Safemaster	L13	1/02/2018	20/07/2018	20/07/2019	AS1891.4:2009	Pass	
62	Anchor Point-Purlin Fix-15kN (LowPro)	Safemaster	L13	1/02/2018	20/07/2018	20/07/2019	AS1891.4:2009	Pass	
63	Anchor Point-Purlin Fix-21kN	Safemaster	L13	1/04/2014	20/07/2018	20/07/2019	AS1891.4:2009	Pass	
64	Anchor Point-Purlin Fix-15kN (LowPro)	Safemaster	L13	1/02/2018	20/07/2018	20/07/2019	AS1891.4:2009	Pass	
65	Anchor Point-Purlin Fix-21kN	Safemaster	L14	1/04/2014	20/07/2018	20/07/2019	AS1891.4:2009	Pass	
66	Anchor Point-Purlin Fix-21kN	Safemaster	L14	1/04/2014	20/07/2018	20/07/2019	AS1891.4:2009	Pass	
67	Anchor Point-Purlin Fix-21kN	Safemaster	L14	1/04/2014	20/07/2018	20/07/2019	AS1891.4:2009	Pass	
68	Anchor Point-Purlin Fix-21kN	Safemaster	L14	1/04/2014	20/07/2018	20/07/2019	AS1891.4:2009	Pass	
69	Anchor Point-Purlin Fix-21kN	Safemaster	L14	1/04/2014	20/07/2018	20/07/2019	AS1891.4:2009	Pass	
70	Anchor Point-Purlin Fix-21kN	Safemaster	L14	1/04/2014	20/07/2018	20/07/2019	AS1891.4:2009	Pass	
71	Anchor Point-Purlin Fix-21kN	Safemaster	L14	1/04/2014	20/07/2018	20/07/2019	AS1891.4:2009	Pass	
72	Anchor Point-Purlin Fix-21kN	Safemaster	L14	1/04/2014	20/07/2018	20/07/2019	AS1891.4:2009	Pass	

All inspections are conducted in accordance with current legislation. Equipment status is deemed at the time of inspection. Maintenance and use of the equipment must be conducted in accordance with the manufacturers and legislative requirements after inspection. Removing the installation sign/tag 'Void Warranty' for the system.

CERTIFICATE OF COMPLIANCE

INSPECTION LOG RECORD - INSTALLED SYSTEMS

31-33 Catalano Road, Canning Vale 6155
CALL US: (08) 6243 3111
EMAIL: inspections@safemaster.net.au

Client: Vicinity Centres

Job Ref: SM12182

Site: Galleria

Item No	Equipment Type& Description	Manufacturer/ Installer	Location	Commission Date	Insp Date	Next Insp Date	Complying Standards	Status	Comments
73	Anchor Point-Purlin Fix-21kN	Safemaster	L14	1/04/2014	20/07/2018	20/07/2019	AS1891.4:2009	Pass	
74	Anchor Point-Purlin Fix-15kN (LowPro)	Safemaster	L15	1/02/2018	20/07/2018	20/07/2019	AS1891.4:2009	Pass	
75	Anchor Point-Purlin Fix-15kN (LowPro)	Safemaster	L15	1/02/2018	20/07/2018	20/07/2019	AS1891.4:2009	Pass	
76	Anchor Point-Surface Mount-15kN	Safemaster	L15	1/02/2018	20/07/2018	20/07/2019	AS1891.4:2009	Pass	
77	Anchor Point-Surface Mount-15kN	Safemaster	L15	1/02/2018	20/07/2018	20/07/2019	AS1891.4:2009	Pass	
78	Anchor Point-Surface Mount-15kN	Safemaster	L15	1/02/2018	20/07/2018	20/07/2019	AS1891.4:2009	Pass	
79	Anchor Point-Purlin Fix-21kN	Safemaster	L16	1/04/2014	20/07/2018	20/07/2019	AS1891.4:2009	Pass	
80	Anchor Point-Purlin Fix-21kN	Safemaster	L16	1/04/2014	20/07/2018	20/07/2019	AS1891.4:2009	Pass	
81	Anchor Point-Purlin Fix-15kN (LowPro)	Safemaster	L16	1/02/2018	20/07/2018	20/07/2019	AS1891.4:2009	Pass	
82	Anchor Point-Purlin Fix-15kN (LowPro)	Safemaster	L16	1/02/2018	20/07/2018	20/07/2019	AS1891.4:2009	Pass	
83	Anchor Point-Purlin Fix-15kN (LowPro)	Safemaster	L16	1/02/2018	20/07/2018	20/07/2019	AS1891.4:2009	Pass	
84	Purlin Fix Anchor point	Safemaster	L32	1/04/2014	20/07/2018	20/07/2019	AS1891.4:2009	Pass	

All inspections are conducted in accordance with current legislation. Equipment status is deemed at the time of inspection. Maintenance and use of the equipment must be conducted in accordance with the manufacturers and legislative requirements after inspection. Removing the installation sign/tag 'Void Warranty' for the system.

CERTIFICATE OF COMPLIANCE

INSPECTION LOG RECORD - INSTALLED SYSTEMS

31-33 Catalano Road, Canning Vale 6155
CALL US: (08) 6243 3111
EMAIL: inspections@safemaster.net.au

Client: Vicinity Centres

Job Ref: SM12182

Site: Galleria

Item No	Equipment Type& Description	Manufacturer/ Installer	Location	Commission Date	Insp Date	Next Insp Date	Complying Standards	Status	Comments
85	Purlin Fix Anchor point	Safemaster	L32	1/04/2014	20/07/2018	20/07/2019	AS1891.4:2009	Pass	
86	Purlin Fix Anchor point	Safemaster	L32	1/04/2014	20/07/2018	20/07/2019	AS1891.4:2009	Pass	
87	Purlin Fix Anchor point	Safemaster	L32	1/04/2014	20/07/2018	20/07/2019	AS1891.4:2009	Pass	
88	Purlin Fix Anchor point	Safemaster	L33	1/04/2014	20/07/2018	20/07/2019	AS1891.4:2009	Pass	
89	Purlin Fix Anchor point	Safemaster	L33	1/04/2014	20/07/2018	20/07/2019	AS1891.4:2009	Pass	
90	Purlin Fix Anchor point	Safemaster	L33	1/04/2014	20/07/2018	20/07/2019	AS1891.4:2009	Pass	
91	Purlin Fix Anchor point	Safemaster	L33	1/04/2014	20/07/2018	20/07/2019	AS1891.4:2009	Pass	
92	Anchor Point-Surface Mount-15kN	Safemaster	L37	1/02/2018	20/07/2018	20/07/2019	AS1891.4:2009	Pass	
93	Anchor Point-Surface Mount-15kN	Safemaster	L37	1/02/2018	20/07/2018	20/07/2019	AS1891.4:2009	Pass	
94	Anchor Point-Surface Mount-15kN	Safemaster	L37	1/02/2018	20/07/2018	20/07/2019	AS1891.4:2009	Pass	
95	Anchor Point-Surface Mount-15kN	Safemaster	L37	1/02/2018	20/07/2018	20/07/2019	AS1891.4:2009	Pass	
96	Anchor Point-Surface Mount-15kN	Safemaster	L37	1/02/2018	20/07/2018	20/07/2019	AS1891.4:2009	Pass	

All inspections are conducted in accordance with current legislation. Equipment status is deemed at the time of inspection. Maintenance and use of the equipment must be conducted in accordance with the manufacturers and legislative requirements after inspection. Removing the installation sign/tag 'Void Warranty' for the system.

CERTIFICATE OF COMPLIANCE

INSPECTION LOG RECORD - INSTALLED SYSTEMS

31-33 Catalano Road, Canning Vale 6155
CALL US: (08) 6243 3111
EMAIL: inspections@safemaster.net.au

Client: Vicinity Centres

Job Ref: SM12182

Site: Galleria

Item No	Equipment Type& Description	Manufacturer/ Installer	Location	Commission Date	Insp Date	Next Insp Date	Complying Standards	Status	Comments
97	Anchor Point-Surface Mount-15kN	Safemaster	L37	1/02/2018	20/07/2018	20/07/2019	AS1891.4:2009	Pass	
98	Anchor Point-Surface Mount-15kN	Safemaster	L37	1/02/2018	20/07/2018	20/07/2019	AS1891.4:2009	Pass	
99	Purlin Fix Anchor point	Safemaster	L48	1/04/2014	20/07/2018	20/07/2019	AS1891.4:2009	Pass	
100	Purlin Fix Anchor point	Safemaster	L48	1/04/2014	20/07/2018	20/07/2019	AS1891.4:2009	Pass	
101	Purlin Fix Anchor point	Safemaster	L48	1/04/2014	20/07/2018	20/07/2019	AS1891.4:2009	Pass	
102	Purlin Fix Anchor point	Safemaster	L49	1/04/2014	20/07/2018	20/07/2019	AS1891.4:2009	Pass	
103	Purlin Fix Anchor point	Safemaster	L49	1/04/2014	20/07/2018	20/07/2019	AS1891.4:2009	Pass	
104	Purlin Fix Anchor point	Safemaster	L49	1/04/2014	20/07/2018	20/07/2019	AS1891.4:2009	Pass	
105	Purlin Fix Anchor point	Safemaster	L49	1/04/2014	20/07/2018	20/07/2019	AS1891.4:2009	Pass	
106	Purlin Fix Anchor point	Safemaster	L54	1/04/2014	20/07/2018	20/07/2019	AS1891.4:2009	Pass	
107	Purlin Fix Anchor point	Safemaster	L54	1/04/2014	20/07/2018	20/07/2019	AS1891.4:2009	Pass	
108	Purlin Fix Anchor point	Safemaster	L54	1/04/2014	20/07/2018	20/07/2019	AS1891.4:2009	Pass	

All inspections are conducted in accordance with current legislation. Equipment status is deemed at the time of inspection. Maintenance and use of the equipment must be conducted in accordance with the manufacturers and legislative requirements after inspection. Removing the installation sign/tag 'Void Warranty' for the system.

CERTIFICATE OF COMPLIANCE

INSPECTION LOG RECORD - INSTALLED SYSTEMS

31-33 Catalano Road, Canning Vale 6155
CALL US: (08) 6243 3111
EMAIL: inspections@safemaster.net.au

Client: Vicinity Centres

Job Ref: SM12182

Site: Galleria

Item No	Equipment Type& Description	Manufacturer/ Installer	Location	Commission Date	Insp Date	Next Insp Date	Complying Standards	Status	Comments
109	Purlin Fix Anchor point	Safemaster	L54	1/04/2014	20/07/2018	20/07/2019	AS1891.4:2009	Pass	
110	Purlin Fix Anchor point	Safemaster	L47	1/04/2014	20/07/2018	20/07/2019	AS1891.4:2009	Pass	
111	Purlin Fix Anchor point	Safemaster	L47	1/04/2014	20/07/2018	20/07/2019	AS1891.4:2009	Pass	
112	Purlin Fix Anchor point	Safemaster	L47	1/04/2014	20/07/2018	20/07/2019	AS1891.4:2009	Pass	
113	Purlin Fix Anchor point	Safemaster	L47	1/04/2014	20/07/2018	20/07/2019	AS1891.4:2009	Pass	
114	Anchor Point-Surface Mount-15kN	Safemaster	L43	1/02/2018	20/07/2018	20/07/2019	AS1891.4:2009	Pass	
115	Anchor Point-Surface Mount-15kN	Safemaster	L43	1/02/2018	20/07/2018	20/07/2019	AS1891.4:2009	Pass	
116	Anchor Point-Surface Mount-15kN	Safemaster	L43	1/02/2018	20/07/2018	20/07/2019	AS1891.4:2009	Pass	
117	Anchor Point-Surface Mount-15kN	Safemaster	L44	1/02/2018	20/07/2018	20/07/2019	AS1891.4:2009	Pass	
118	Anchor Point-Surface Mount-15kN	Safemaster	L44	1/02/2018	20/07/2018	20/07/2019	AS1891.4:2009	Pass	
119	Purlin Fix Anchor point	Safemaster	L45	1/04/2014	20/07/2018	20/07/2019	AS1891.4:2009	Pass	
120	Purlin Fix Anchor point	Safemaster	L45	1/04/2014	20/07/2018	20/07/2019	AS1891.4:2009	Pass	

All inspections are conducted in accordance with current legislation. Equipment status is deemed at the time of inspection. Maintenance and use of the equipment must be conducted in accordance with the manufacturers and legislative requirements after inspection. Removing the installation sign/tag 'Void Warranty' for the system.

CERTIFICATE OF COMPLIANCE

INSPECTION LOG RECORD - INSTALLED SYSTEMS

Client: Vicinity Centres

Job Ref: SM12182

Site: Galleria

31-33 Catalano Road, Canning Vale 6155
CALL US: (08) 6243 3111
EMAIL: inspections@safemaster.net.au

Item No	Equipment Type& Description	Manufacturer/ Installer	Location	Commission Date	Insp Date	Next Insp Date	Complying Standards	Status	Comments
121	Purlin Fix Anchor point	Safemaster	L45	1/04/2014	20/07/2018	20/07/2019	AS1891.4:2009	Pass	
122	Purlin Fix Anchor point	Safemaster	L45	1/04/2014	20/07/2018	20/07/2019	AS1891.4:2009	Not Inspected	No safe access to roof
123	Purlin Fix Anchor point	Safemaster	L73 - 78	1/04/2014	20/07/2018	20/07/2019	AS1891.4:2009	Not Inspected	No safe access to roof
124	Purlin Fix Anchor point	Safemaster	L73 - 78	1/04/2014	20/07/2018	20/07/2019	AS1891.4:2009	Not Inspected	No safe access to roof
125	Purlin Fix Anchor point	Safemaster	L73 - 78	1/04/2014	20/07/2018	20/07/2019	AS1891.4:2009	Not Inspected	No safe access to roof
126	Purlin Fix Anchor point	Safemaster	L73 - 78	1/04/2014	20/07/2018	20/07/2019	AS1891.4:2009	Not Inspected	No safe access to roof
127	Purlin Fix Anchor point	Safemaster	L73 - 78	1/04/2014	20/07/2018	20/07/2019	AS1891.4:2009	Not Inspected	No safe access to roof
128	Purlin Fix Anchor point	Safemaster	L73 - 78	1/04/2014	20/07/2018	20/07/2019	AS1891.4:2009	Not Inspected	No safe access to roof
129	Purlin Fix Anchor point	Safemaster	L73 - 78	1/04/2014	20/07/2018	20/07/2019	AS1891.4:2009	Not Inspected	No safe access to roof
130	Purlin Fix Anchor point	Safemaster	L73 - 78	1/04/2014	20/07/2018	20/07/2019	AS1891.4:2009	Not Inspected	No safe access to roof
131	Purlin Fix Anchor point	Safemaster	L73 - 78	1/04/2014	20/07/2018	20/07/2019	AS1891.4:2009	Not Inspected	No safe access to roof
132	Purlin Fix Anchor point	Safemaster	L73 - 78	1/04/2014	20/07/2018	20/07/2019	AS1891.4:2009	Not Inspected	No safe access to roof

All inspections are conducted in accordance with current legislation. Equipment status is deemed at the time of inspection. Maintenance and use of the equipment must be conducted in accordance with the manufacturers and legislative requirements after inspection. Removing the installation sign/tag 'Void Warranty' for the system.

CERTIFICATE OF COMPLIANCE

INSPECTION LOG RECORD - INSTALLED SYSTEMS

Client: Vicinity Centres

Job Ref: SM12182

Site: Galleria

31-33 Catalano Road, Canning Vale 6155
CALL US: (08) 6243 3111
EMAIL: inspections@safemaster.net.au

Item No	Equipment Type& Description	Manufacturer/ Installer	Location	Commission Date	Insp Date	Next Insp Date	Complying Standards	Status	Comments
133	Purlin Fix Anchor point	Safemaster	L73 - 78	1/04/2014	20/07/2018	20/07/2019	AS1891.4:2009	Not Inspected	No safe access to roof
134	Purlin Fix Anchor point	Safemaster	L73 - 78	1/04/2014	20/07/2018	20/07/2019	AS1891.4:2009	Not Inspected	No safe access to roof
135	Purlin Fix Anchor point	Safemaster	L73 - 78	1/04/2014	20/07/2018	20/07/2019	AS1891.4:2009	Not Inspected	No safe access to roof
136	Purlin Fix Anchor point	Safemaster	L73 - 78	1/04/2014	20/07/2018	20/07/2019	AS1891.4:2009	Not Inspected	No safe access to roof
137	Purlin Fix Anchor point	Safemaster	L73 - 78	1/04/2014	20/07/2018	20/07/2019	AS1891.4:2009	Not Inspected	No safe access to roof
138	Purlin Fix Anchor point	Safemaster	L73 - 78	1/04/2014	20/07/2018	20/07/2019	AS1891.4:2009	Not Inspected	No safe access to roof
139	Purlin Fix Anchor point	Safemaster	L73 - 78	1/04/2014	20/07/2018	20/07/2019	AS1891.4:2009	Not Inspected	No safe access to roof
140	Purlin Fix Anchor point	Safemaster	L73 - 78	1/04/2014	20/07/2018	20/07/2019	AS1891.4:2009	Not Inspected	No safe access to roof
141	Purlin Fix Anchor point	Safemaster	L73 - 78	1/04/2014	20/07/2018	20/07/2019	AS1891.4:2009	Not Inspected	No safe access to roof
142	Purlin Fix Anchor point	Safemaster	L73 - 78	1/04/2014	20/07/2018	20/07/2019	AS1891.4:2009	Not Inspected	No safe access to roof
143	Purlin Fix Anchor point	Safemaster	L73 - 78	1/04/2014	20/07/2018	20/07/2019	AS1891.4:2009	Not Inspected	No safe access to roof
144	Purlin Fix Anchor point	Safemaster	L73 - 78	1/04/2014	20/07/2018	20/07/2019	AS1891.4:2009	Not Inspected	No safe access to roof

All inspections are conducted in accordance with current legislation. Equipment status is deemed at the time of inspection. Maintenance and use of the equipment must be conducted in accordance with the manufacturers and legislative requirements after inspection. Removing the installation sign/tag 'Void Warranty' for the system.

CERTIFICATE OF COMPLIANCE

INSPECTION LOG RECORD - INSTALLED SYSTEMS

Client: Vicinity Centres

Job Ref: SM12182

Site: Galleria

31-33 Catalano Road, Canning Vale 6155
CALL US: (08) 6243 3111
EMAIL: inspections@safemaster.net.au

Item No	Equipment Type& Description	Manufacturer/ Installer	Location	Commission Date	Insp Date	Next Insp Date	Complying Standards	Status	Comments
145	Purlin Fix Anchor point	Safemaster	L73 - 78	1/04/2014	20/07/2018	20/07/2019	AS1891.4:2009	Not Inspected	No safe access to roof
146	Purlin Fix Anchor point	Safemaster	L73 - 78	1/04/2014	20/07/2018	20/07/2019	AS1891.4:2009	Not Inspected	No safe access to roof
147	Purlin Fix Anchor point	Safemaster	L73 - 78	1/04/2014	20/07/2018	20/07/2019	AS1891.4:2009	Not Inspected	No safe access to roof
148	Purlin Fix Anchor point	Safemaster	L73 - 78	1/04/2014	20/07/2018	20/07/2019	AS1891.4:2009	Not Inspected	No safe access to roof
149	Purlin Fix Anchor point	Safemaster	L73 - 78	1/04/2014	20/07/2018	20/07/2019	AS1891.4:2009	Not Inspected	No safe access to roof
150	Purlin Fix Anchor point	Safemaster	L73 - 78	1/04/2014	20/07/2018	20/07/2019	AS1891.4:2009	Not Inspected	No safe access to roof
151	Purlin Fix Anchor point	Safemaster	L73 - 78	1/04/2014	20/07/2018	20/07/2019	AS1891.4:2009	Not Inspected	No safe access to roof
152	Purlin Fix Anchor point	Safemaster	L73 - 78	1/04/2014	20/07/2018	20/07/2019	AS1891.4:2009	Not Inspected	No safe access to roof
153	Purlin Fix Anchor point	Safemaster	L73 - 78	1/04/2014	20/07/2018	20/07/2019	AS1891.4:2009	Not Inspected	No safe access to roof
154	Purlin Fix Anchor point	Safemaster	L73 - 78	1/04/2014	20/07/2018	20/07/2019	AS1891.4:2009	Not Inspected	No safe access to roof
155	Anchor Point-Purlin Fix-21kN	Safemaster	L90	1/04/2014	20/07/2018	20/07/2019	AS1891.4:2009	Pass	
156	Anchor Point-Purlin Fix-21kN	Safemaster	L90	1/04/2014	20/07/2018	20/07/2019	AS1891.4:2009	Pass	

All inspections are conducted in accordance with current legislation. Equipment status is deemed at the time of inspection. Maintenance and use of the equipment must be conducted in accordance with the manufacturers and legislative requirements after inspection. Removing the installation sign/tag 'Void Warranty' for the system.

CERTIFICATE OF COMPLIANCE

INSPECTION LOG RECORD - INSTALLED SYSTEMS

Client: Vicinity Centres

Job Ref: SM12182

Site: Galleria

31-33 Catalano Road, Canning Vale 6155
CALL US: (08) 6243 3111
EMAIL: inspections@safemaster.net.au

Item No	Equipment Type& Description	Manufacturer/ Installer	Location	Commission Date	Insp Date	Next Insp Date	Complying Standards	Status	Comments
157	Anchor Point-Purlin Fix-21kN	Safemaster	L90	1/04/2014	20/07/2018	20/07/2019	AS1891.4:2009	Pass	
158	Anchor Point-Purlin Fix-21kN	Safemaster	L90	1/04/2014	20/07/2018	20/07/2019	AS1891.4:2009	Pass	
159	Anchor Point-Purlin Fix-21kN	Safemaster	L90	1/04/2014	20/07/2018	20/07/2019	AS1891.4:2009	Pass	
160	Anchor Point-Purlin Fix-21kN	Safemaster	L90	1/04/2014	20/07/2018	20/07/2019	AS1891.4:2009	Pass	
161	Anchor Point-Purlin Fix-21kN	Safemaster	L90	1/04/2014	20/07/2018	20/07/2019	AS1891.4:2009	Pass	
162	Anchor Point-Purlin Fix-21kN	Safemaster	L90	1/04/2014	20/07/2018	20/07/2019	AS1891.4:2009	Pass	
163	Anchor Point-Purlin Fix-21kN	Safemaster	L90	1/04/2014	20/07/2018	20/07/2019	AS1891.4:2009	Pass	
164	Anchor Point-Purlin Fix-15kN (LowPro)	Safemaster	L90	1/02/2018	20/07/2018	20/07/2019	AS1891.4:2009	Pass	
165	Anchor Point-Purlin Fix-15kN (LowPro)	Safemaster	L90	1/02/2018	20/07/2018	20/07/2019	AS1891.4:2009	Pass	
166	Anchor Point-Purlin Fix-15kN (LowPro)	Safemaster	L90	1/02/2018	20/07/2018	20/07/2019	AS1891.4:2009	Pass	
167	Anchor Point-Purlin Fix-15kN (LowPro)	Safemaster	L90	1/02/2018	20/07/2018	20/07/2019	AS1891.4:2009	Pass	
168	Anchor Point-Purlin Fix-15kN (LowPro)	Safemaster	L90	1/02/2018	20/07/2018	20/07/2019	AS1891.4:2009	Pass	

All inspections are conducted in accordance with current legislation. Equipment status is deemed at the time of inspection. Maintenance and use of the equipment must be conducted in accordance with the manufacturers and legislative requirements after inspection. Removing the installation sign/tag 'Void Warranty' for the system.

CERTIFICATE OF COMPLIANCE

INSPECTION LOG RECORD - INSTALLED SYSTEMS

31-33 Catalano Road, Canning Vale 6155
CALL US: (08) 6243 3111
EMAIL: inspections@safemaster.net.au

Client: Vicinity Centres

Job Ref: SM12182

Site: Galleria

Item No	Equipment Type& Description	Manufacturer/ Installer	Location	Commission Date	Insp Date	Next Insp Date	Complying Standards	Status	Comments
169	Anchor Point-Purlin Fix-15kN (LowPro)	Safemaster	L90	1/02/2018	20/07/2018	20/07/2019	AS1891.4:2009	Pass	
170	Anchor Point-Purlin Fix-15kN (LowPro)	Safemaster	L90	1/02/2018	20/07/2018	20/07/2019	AS1891.4:2009	Pass	
171	Anchor Point-Purlin Fix-15kN (LowPro)	Safemaster	L90	1/02/2018	20/07/2018	20/07/2019	AS1891.4:2009	Pass	
172	Anchor Point-Purlin Fix-15kN (LowPro)	Safemaster	L90	1/02/2018	20/07/2018	20/07/2019	AS1891.4:2009	Pass	
173	Anchor Point-Purlin Fix-15kN (LowPro)	Safemaster	L90	1/02/2018	20/07/2018	20/07/2019	AS1891.4:2009	Pass	
174	Anchor Point-Purlin Fix-15kN (LowPro)	Safemaster	L90	1/02/2018	20/07/2018	20/07/2019	AS1891.4:2009	Pass	
175	Anchor Point-Purlin Fix-15kN (LowPro)	Safemaster	L91	1/02/2018	20/07/2018	20/07/2019	AS1891.4:2009	Pass	
176	Anchor Point-Purlin Fix-15kN (LowPro)	Safemaster	L91	1/02/2018	20/07/2018	20/07/2019	AS1891.4:2009	Pass	
177	Purlin Fix Anchor point	Safemaster	L91	1/04/2014	20/07/2018	20/07/2019	AS1891.4:2009	Pass	
178	Purlin Fix Anchor point	Safemaster	L91	1/04/2014	20/07/2018	20/07/2019	AS1891.4:2009	Pass	
179	Purlin Fix Anchor point	Safemaster	L91	1/04/2014	20/07/2018	20/07/2019	AS1891.4:2009	Pass	
180	Purlin Fix Anchor point	Safemaster	L92	1/04/2014	20/07/2018	20/07/2019	AS1891.4:2009	Pass	

All inspections are conducted in accordance with current legislation. Equipment status is deemed at the time of inspection. Maintenance and use of the equipment must be conducted in accordance with the manufacturers and legislative requirements after inspection. Removing the installation sign/tag 'Void Warranty' for the system.

CERTIFICATE OF COMPLIANCE

INSPECTION LOG RECORD - INSTALLED SYSTEMS

31-33 Catalano Road, Canning Vale 6155
CALL US: (08) 6243 3111
EMAIL: inspections@safemaster.net.au

Client: Vicinity Centres

Job Ref: SM12182

Site: Galleria

Item No	Equipment Type& Description	Manufacturer/ Installer	Location	Commission Date	Insp Date	Next Insp Date	Complying Standards	Status	Comments
181	Anchor Point-Purlin Fix-15kN (LowPro)	Safemaster	L95	1/02/2018	20/07/2018	20/07/2019	AS1891.4:2009	Pass	
182	Anchor Point-Purlin Fix-15kN (LowPro)	Safemaster	L95	1/02/2018	20/07/2018	20/07/2019	AS1891.4:2009	Pass	
183	Anchor Point-Purlin Fix-15kN (LowPro)	Safemaster	L95	1/02/2018	20/07/2018	20/07/2019	AS1891.4:2009	Pass	
184	Anchor Point-Purlin Fix-15kN (LowPro)	Safemaster	L95	1/02/2018	20/07/2018	20/07/2019	AS1891.4:2009	Pass	
185	Anchor Point-Purlin Fix-21kN	Safemaster	L94	1/04/2014	20/07/2018	20/07/2019	AS1891.4:2009	Pass	
186	Anchor Point-Purlin Fix-21kN	Safemaster	L94	1/04/2014	20/07/2018	20/07/2019	AS1891.4:2009	Pass	
187	Anchor Point-Purlin Fix-21kN	Safemaster	L94	1/04/2014	20/07/2018	20/07/2019	AS1891.4:2009	Pass	
188	Anchor Point-Purlin Fix-21kN	Safemaster	L94	1/04/2014	20/07/2018	20/07/2019	AS1891.4:2009	Pass	
189	Anchor Point-Purlin Fix-21kN	Safemaster	L96	1/04/2014	20/07/2018	20/07/2019	AS1891.4:2009	Pass	
190	Anchor Point-Purlin Fix-21kN	Safemaster	L96	1/04/2014	20/07/2018	20/07/2019	AS1891.4:2009	Pass	
191	Anchor Point-Purlin Fix-21kN	Safemaster	L97	1/04/2014	20/07/2018	20/07/2019	AS1891.4:2009	Pass	
192	Anchor Point-Purlin Fix-21kN	Safemaster	L97	1/04/2014	20/07/2018	20/07/2019	AS1891.4:2009	Pass	

All inspections are conducted in accordance with current legislation. Equipment status is deemed at the time of inspection. Maintenance and use of the equipment must be conducted in accordance with the manufacturers and legislative requirements after inspection. Removing the installation sign/tag 'Void Warranty' for the system.

CERTIFICATE OF COMPLIANCE

INSPECTION LOG RECORD - INSTALLED SYSTEMS

31-33 Catalano Road, Canning Vale 6155
CALL US: (08) 6243 3111
EMAIL: inspections@safemaster.net.au

Client: Vicinity Centres

Job Ref: SM12182

Site: Galleria

Item No	Equipment Type& Description	Manufacturer/ Installer	Location	Commission Date	Insp Date	Next Insp Date	Complying Standards	Status	Comments
193	Anchor Point-Purlin Fix-21kN	Safemaster	L97	1/04/2014	20/07/2018	20/07/2019	AS1891.4:2009	Pass	
194	Anchor Point-Purlin Fix-21kN	Safemaster	L97	1/04/2014	20/07/2018	20/07/2019	AS1891.4:2009	Pass	
195	Anchor Point-Purlin Fix-21kN	Safemaster	L97	1/04/2014	20/07/2018	20/07/2019	AS1891.4:2009	Pass	
196	Anchor Point-Purlin Fix-15kN (LowPro)	Safemaster	L97	1/02/2018	20/07/2018	20/07/2019	AS1891.4:2009	Pass	
197	Anchor Point-Purlin Fix-15kN (LowPro)	Safemaster	L97	1/02/2018	20/07/2018	20/07/2019	AS1891.4:2009	Pass	
198	Anchor Point-Purlin Fix-15kN (LowPro)	Safemaster	L97	1/02/2018	20/07/2018	20/07/2019	AS1891.4:2009	Pass	
199	Anchor Point-Purlin Fix-15kN (LowPro)	Safemaster	L97	1/02/2018	20/07/2018	20/07/2019	AS1891.4:2009	Pass	
200	Anchor Point-Purlin Fix-21kN	Safemaster	L98	1/04/2014	20/07/2018	20/07/2019	AS1891.4:2009	Pass	
201	Anchor Point-Purlin Fix-21kN	Safemaster	L98	1/04/2014	20/07/2018	20/07/2019	AS1891.4:2009	Pass	
202	Anchor Point-Purlin Fix-21kN	Safemaster	L98	1/04/2014	20/07/2018	20/07/2019	AS1891.4:2009	Pass	
203	Anchor Point-Purlin Fix-21kN	Safemaster	L98	1/04/2014	20/07/2018	20/07/2019	AS1891.4:2009	Pass	
204	Anchor Point-Purlin Fix-21kN	Safemaster	L98	1/04/2014	20/07/2018	20/07/2019	AS1891.4:2009	Pass	

All inspections are conducted in accordance with current legislation. Equipment status is deemed at the time of inspection. Maintenance and use of the equipment must be conducted in accordance with the manufacturers and legislative requirements after inspection. Removing the installation sign/tag 'Void Warranty' for the system.

CERTIFICATE OF COMPLIANCE

INSPECTION LOG RECORD - INSTALLED SYSTEMS

31-33 Catalano Road, Canning Vale 6155
CALL US: (08) 6243 3111
EMAIL: inspections@safemaster.net.au

Client: Vicinity Centres

Job Ref: SM12182

Site: Galleria

Item No	Equipment Type& Description	Manufacturer/ Installer	Location	Commission Date	Insp Date	Next Insp Date	Complying Standards	Status	Comments
205	Anchor Point-Purlin Fix-21kN	Safemaster	L98	1/04/2014	20/07/2018	20/07/2019	AS1891.4:2009	Pass	
206	Anchor Point-Purlin Fix-21kN	Safemaster	L98	1/04/2014	20/07/2018	20/07/2019	AS1891.4:2009	Pass	
207	Anchor Point-Purlin Fix-21kN	Safemaster	L98	1/04/2014	20/07/2018	20/07/2019	AS1891.4:2009	Pass	
208	Anchor Point-Purlin Fix-21kN	Safemaster	L101	1/02/2018	20/07/2018	20/07/2019	AS1891.4:2009	Pass	
209	Anchor Point-Purlin Fix-21kN	Safemaster	L101	1/02/2018	20/07/2018	20/07/2019	AS1891.4:2009	Pass	
210	Anchor Point-Purlin Fix-21kN	Safemaster	L101	1/02/2018	20/07/2018	20/07/2019	AS1891.4:2009	Pass	
211	Anchor Point-Purlin Fix-21kN	Safemaster	L101	1/02/2018	20/07/2018	20/07/2019	AS1891.4:2009	Pass	
212	Anchor Point-Purlin Fix-21kN	Safemaster	L101	1/04/2014	20/07/2018	20/07/2019	AS1891.4:2009	Fail	Anchor stem is bent
213	Anchor Point-Purlin Fix-21kN	Safemaster	L101	1/04/2014	20/07/2018	20/07/2019	AS1891.4:2009	Fail	Anchor stem is bent
214	Anchor Point-Purlin Fix-15kN (LowPro)	Safemaster	L104	1/02/2018	20/07/2018	20/07/2019	AS1891.4:2009	Pass	
215	Anchor Point-Purlin Fix-15kN (LowPro)	Safemaster	L104	1/02/2018	20/07/2018	20/07/2019	AS1891.4:2009	Pass	
216	Anchor Point-Purlin Fix-15kN (LowPro)	Safemaster	L104	1/02/2018	20/07/2018	20/07/2019	AS1891.4:2009	Pass	

All inspections are conducted in accordance with current legislation. Equipment status is deemed at the time of inspection. Maintenance and use of the equipment must be conducted in accordance with the manufacturers and legislative requirements after inspection. Removing the installation sign/tag 'Void Warranty' for the system.

CERTIFICATE OF COMPLIANCE

INSPECTION LOG RECORD - INSTALLED SYSTEMS

Client: Vicinity Centres

Job Ref: SM12182

Site: Galleria

31-33 Catalano Road, Canning Vale 6155
CALL US: (08) 6243 3111
EMAIL: inspections@safemaster.net.au

Item No	Equipment Type& Description	Manufacturer/ Installer	Location	Commission Date	Insp Date	Next Insp Date	Complying Standards	Status	Comments
217	Anchor Point-Purlin Fix-15kN (LowPro)	Safemaster	L104	1/02/2018	20/07/2018	20/07/2019	AS1891.4:2009	Pass	
218	Anchor Point-Purlin Fix-15kN (LowPro)	Safemaster	L104	1/02/2018	20/07/2018	20/07/2019	AS1891.4:2009	Pass	
219	Anchor Point-Purlin Fix-15kN (LowPro)	Safemaster	L104	1/02/2018	20/07/2018	20/07/2019	AS1891.4:2009	Pass	
220	Anchor Point-Purlin Fix-15kN (LowPro)	Safemaster	L104	1/02/2018	20/07/2018	20/07/2019	AS1891.4:2009	Pass	
221	Anchor Point-Purlin Fix-15kN (LowPro)	Safemaster	L104	1/02/2018	20/07/2018	20/07/2019	AS1891.4:2009	Pass	
222	Anchor Point-Purlin Fix-15kN (LowPro)	Safemaster	L104	1/02/2018	20/07/2018	20/07/2019	AS1891.4:2009	Pass	
223	Anchor Point-Purlin Fix-15kN (LowPro)	Safemaster	L104	1/02/2018	20/07/2018	20/07/2019	AS1891.4:2009	Pass	
224	Anchor Point-Purlin Fix-21kN	Safemaster	L105	1/04/2014	20/07/2018	20/07/2019	AS1891.4:2009	Pass	
225	Anchor Point-Purlin Fix-15kN (LowPro)	Safemaster	L106	1/02/2018	20/07/2018	20/07/2019	AS1891.4:2009	Not Inspected	No safe access
226	Anchor Point-Purlin Fix-15kN (LowPro)	Safemaster	L106	1/02/2018	20/07/2018	20/07/2019	AS1891.4:2009	Not Inspected	No safe access
227	Anchor Point-Purlin Fix-15kN (LowPro)	Safemaster	L106	1/02/2018	20/07/2018	20/07/2019	AS1891.4:2009	Not Inspected	No safe access
228	Anchor Point-Purlin Fix-15kN (LowPro)	Safemaster	L106	1/02/2018	20/07/2018	20/07/2019	AS1891.4:2009	Not Inspected	No safe access

All inspections are conducted in accordance with current legislation. Equipment status is deemed at the time of inspection. Maintenance and use of the equipment must be conducted in accordance with the manufacturers and legislative requirements after inspection. Removing the installation sign/tag 'Void Warranty' for the system.

CERTIFICATE OF COMPLIANCE

INSPECTION LOG RECORD - INSTALLED SYSTEMS

Client: Vicinity Centres

Job Ref: SM12182

Site: Galleria

31-33 Catalano Road, Canning Vale 6155
CALL US: (08) 6243 3111
EMAIL: inspections@safemaster.net.au

Item No	Equipment Type& Description	Manufacturer/ Installer	Location	Commission Date	Insp Date	Next Insp Date	Complying Standards	Status	Comments
229	Anchor Point-Purlin Fix-15kN (LowPro)	Safemaster	L106	1/02/2018	20/07/2018	20/07/2019	AS1891.4:2009	Not Inspected	No safe access
230	Anchor Point-Purlin Fix-15kN (LowPro)	Safemaster	L107	1/02/2018	20/07/2018	20/07/2019	AS1891.4:2009	Pass	
231	Anchor Point-Purlin Fix-21kN	Safemaster	L108	1/04/2014	20/07/2018	20/07/2019	AS1891.4:2009	Pass	
232	Anchor Point-Purlin Fix-15kN (LowPro)	Safemaster	L109	1/02/2018	20/07/2018	20/07/2019	AS1891.4:2009	Pass	
233	Anchor Point-Purlin Fix-21kN	Safemaster	L110	1/04/2014	20/07/2018	20/07/2019	AS1891.4:2009	Fail	Anchor stem is bent
234	Anchor Point-Purlin Fix-21kN	Safemaster	L110	1/04/2014	20/07/2018	20/07/2019	AS1891.4:2009	Pass	
235	Anchor Point-Purlin Fix-21kN	Safemaster	L110	1/04/2014	20/07/2018	20/07/2019	AS1891.4:2009	Pass	
236	Anchor Point-Purlin Fix-21kN	Safemaster	L110	1/04/2014	20/07/2018	20/07/2019	AS1891.4:2009	Pass	
237	Anchor Point-Purlin Fix-21kN	Safemaster	L110	1/04/2014	20/07/2018	20/07/2019	AS1891.4:2009	Pass	
238	Anchor Point-Purlin Fix-21kN	Safemaster	L110	1/04/2014	20/07/2018	20/07/2019	AS1891.4:2009	Pass	
239	Anchor Point-Purlin Fix-21kN	Safemaster	L110	1/04/2014	20/07/2018	20/07/2019	AS1891.4:2009	Pass	
240	Anchor Point-Purlin Fix-21kN	Safemaster	L110	1/04/2014	20/07/2018	20/07/2019	AS1891.4:2009	Pass	

All inspections are conducted in accordance with current legislation. Equipment status is deemed at the time of inspection. Maintenance and use of the equipment must be conducted in accordance with the manufacturers and legislative requirements after inspection. Removing the installation sign/tag 'Void Warranty' for the system.

CERTIFICATE OF COMPLIANCE

INSPECTION LOG RECORD - INSTALLED SYSTEMS

Client: Vicinity Centres

Job Ref: SM12182

Site: Galleria

31-33 Catalano Road, Canning Vale 6155
CALL US: (08) 6243 3111
EMAIL: inspections@safemaster.net.au

Item No	Equipment Type& Description	Manufacturer/ Installer	Location	Commission Date	Insp Date	Next Insp Date	Complying Standards	Status	Comments
241	Anchor Point-Purlin Fix-21kN	Safemaster	L110	1/04/2014	20/07/2018	20/07/2019	AS1891.4:2009	Pass	
242	Anchor Point-Purlin Fix-21kN	Safemaster	L110	1/04/2014	20/07/2018	20/07/2019	AS1891.4:2009	Fail	Anchor stem is bent
243	Anchor Point-Purlin Fix-15kN (LowPro)	Safemaster	L110	1/02/2018	20/07/2018	20/07/2019	AS1891.4:2009	Pass	
244	Anchor Point-Purlin Fix-15kN (LowPro)	Safemaster	L110	1/02/2018	20/07/2018	20/07/2019	AS1891.4:2009	Pass	
245	Anchor Point-Purlin Fix-15kN (LowPro)	Safemaster	L110	1/02/2018	20/07/2018	20/07/2019	AS1891.4:2009	Pass	
246	Anchor Point-Purlin Fix-15kN (LowPro)	Safemaster	L110	1/02/2018	20/07/2018	20/07/2019	AS1891.4:2009	Pass	
247	Anchor Point-Purlin Fix-21kN	Safemaster	L110 - Awning	1/04/2014	20/07/2018	20/07/2019	AS1891.4:2009	Not Inspected	No safe access to roof - ladder bracket too high
248	Anchor Point-Purlin Fix-21kN	Safemaster	L110 - Awning	1/04/2014	20/07/2018	20/07/2019	AS1891.4:2009	Not Inspected	No safe access to roof - ladder bracket too high
249	Anchor Point-Purlin Fix-21kN	Safemaster	L110 - Awning	1/04/2014	20/07/2018	20/07/2019	AS1891.4:2009	Not Inspected	No safe access to roof - ladder bracket too high
250	Anchor Point-Purlin Fix-21kN	Safemaster	L111	1/04/2014	20/07/2018	20/07/2019	AS1891.4:2009	Pass	
251	Anchor Point-Purlin Fix-15kN (LowPro)	Safemaster	L113	1/02/2018	20/07/2018	20/07/2019	AS1891.4:2009	Pass	
252	Anchor Point-Purlin Fix-15kN (LowPro)	Safemaster	L113	1/02/2018	20/07/2018	20/07/2019	AS1891.4:2009	Pass	

All inspections are conducted in accordance with current legislation. Equipment status is deemed at the time of inspection. Maintenance and use of the equipment must be conducted in accordance with the manufacturers and legislative requirements after inspection. Removing the installation sign/tag 'Void Warranty' for the system.

CERTIFICATE OF COMPLIANCE

INSPECTION LOG RECORD - INSTALLED SYSTEMS

31-33 Catalano Road, Canning Vale 6155
CALL US: (08) 6243 3111
EMAIL: inspections@safemaster.net.au

Client: Vicinity Centres

Job Ref: SM12182

Site: Galleria

Item No	Equipment Type& Description	Manufacturer/ Installer	Location	Commission Date	Insp Date	Next Insp Date	Complying Standards	Status	Comments
253	Anchor Point-Purlin Fix-15kN (LowPro)	Safemaster	L13	1/02/2018	20/07/2018	20/07/2019	AS1891.4:2009	Pass	
254	Anchor Point-Purlin Fix-15kN (LowPro)	Safemaster	L116	1/02/2018	20/07/2018	20/07/2019	AS1891.4:2009	Pass	
255	Anchor Point-Purlin Fix-15kN (LowPro)	Safemaster	L116	1/02/2018	20/07/2018	20/07/2019	AS1891.4:2009	Pass	
256	Anchor Point-Purlin Fix-15kN (LowPro)	Safemaster	L116	1/02/2018	20/07/2018	20/07/2019	AS1891.4:2009	Pass	
257	Anchor Point-Purlin Fix-15kN (LowPro)	Safemaster	L118	1/02/2018	20/07/2018	20/07/2019	AS1891.4:2009	Pass	
258	Anchor Point-Purlin Fix-15kN (LowPro)	Safemaster	L118	1/02/2018	20/07/2018	20/07/2019	AS1891.4:2009	Pass	
259	Anchor Point-Purlin Fix-15kN (LowPro)	Safemaster	L118	1/02/2018	20/07/2018	20/07/2019	AS1891.4:2009	Pass	
260	Anchor Point-Purlin Fix-21kN	Safemaster	L88	1/04/2014	20/07/2018	20/07/2019	AS1891.4:2009	Fail	Anchor is bent
261	Anchor Point-Surface Mount-15kN	Safemaster	L88	1/02/2018	20/07/2018	20/07/2019	AS1891.4:2009	Pass	
262	Anchor Point-Purlin Fix-21kN	Safemaster	L88	1/04/2014	20/07/2018	20/07/2019	AS1891.4:2009	Fail	Anchor is bent
263	Anchor Point-Surface Mount-15kN	Safemaster	L88	1/02/2018	20/07/2018	20/07/2019	AS1891.4:2009	Pass	
264	Anchor Point-Purlin Fix-21kN	Safemaster	L88	1/04/2014	20/07/2018	20/07/2019	AS1891.4:2009	Pass	

All inspections are conducted in accordance with current legislation. Equipment status is deemed at the time of inspection. Maintenance and use of the equipment must be conducted in accordance with the manufacturers and legislative requirements after inspection. Removing the installation sign/tag 'Void Warranty' for the system.

CERTIFICATE OF COMPLIANCE

INSPECTION LOG RECORD - INSTALLED SYSTEMS

Client: Vicinity Centres

Job Ref: SM12182

Site: Galleria

31-33 Catalano Road, Canning Vale 6155
CALL US: (08) 6243 3111
EMAIL: inspections@safemaster.net.au

Item No	Equipment Type& Description	Manufacturer/ Installer	Location	Commission Date	Insp Date	Next Insp Date	Complying Standards	Status	Comments
265	Anchor Point-Surface Mount-15kN	Safemaster	L88	1/02/2018	20/07/2018	20/07/2019	AS1891.4:2009	Pass	
266	Anchor Point-Purlin Fix-21kN	Safemaster	L88	1/04/2014	20/07/2018	20/07/2019	AS1891.4:2009	Pass	
267	Anchor Point-Surface Mount-15kN	Safemaster	L88	1/02/2018	20/07/2018	20/07/2019	AS1891.4:2009	Pass	
268	Anchor Point-Purlin Fix-21kN	Safemaster	L88	1/04/2014	20/07/2018	20/07/2019	AS1891.4:2009	Pass	
269	Anchor Point-Surface Mount-15kN	Safemaster	L88	1/02/2018	20/07/2018	20/07/2019	AS1891.4:2009	Pass	
270	Anchor Point-Surface Mount-15kN	Safemaster	L83	1/02/2018	20/07/2018	20/07/2019	AS1891.4:2009	Pass	
271	Access Strop	Safemaster	L83	1/02/2018	20/07/2018	20/07/2019	AS1891.4:2009	Pass	
272	Anchor Point-Purlin Fix-15kN (LowPro)	Safemaster	L70	1/02/2018	20/07/2018	20/07/2019	AS1891.4:2009	Pass	
273	Anchor Point-Purlin Fix-15kN (LowPro)	Safemaster	L70	1/02/2018	20/07/2018	20/07/2019	AS1891.4:2009	Pass	
274	Anchor Point-Purlin Fix-15kN (LowPro)	Safemaster	L70	1/02/2018	20/07/2018	20/07/2019	AS1891.4:2009	Not Inspected	No Safe access
275	Anchor Point-Purlin Fix-15kN (LowPro)	Safemaster	L70	1/02/2018	20/07/2018	20/07/2019	AS1891.4:2009	Not Inspected	No Safe access
276	Anchor Point-Purlin Fix-15kN (LowPro)	Safemaster	L70	1/02/2018	20/07/2018	20/07/2019	AS1891.4:2009	Not Inspected	No Safe access

All inspections are conducted in accordance with current legislation. Equipment status is deemed at the time of inspection. Maintenance and use of the equipment must be conducted in accordance with the manufacturers and legislative requirements after inspection. Removing the installation sign/tag 'Void Warranty' for the system.

CERTIFICATE OF COMPLIANCE

INSPECTION LOG RECORD - INSTALLED SYSTEMS

Client: Vicinity Centres

Job Ref: SM12182

Site: Galleria

31-33 Catalano Road, Canning Vale 6155
CALL US: (08) 6243 3111
EMAIL: inspections@safemaster.net.au

Item No	Equipment Type& Description	Manufacturer/ Installer	Location	Commission Date	Insp Date	Next Insp Date	Complying Standards	Status	Comments
277	Anchor Point-Purlin Fix-15kN (LowPro)	Safemaster	L70	1/02/2018	20/07/2018	20/07/2019	AS1891.4:2009	Not Inspected	No Safe access
278	Anchor Point-Purlin Fix-15kN (LowPro)	Safemaster	L70	1/02/2018	20/07/2018	20/07/2019	AS1891.4:2009	Not Inspected	No Safe access
279	Anchor Point-Purlin Fix-15kN (LowPro)	Safemaster	L70	1/02/2018	20/07/2018	20/07/2019	AS1891.4:2009	Not Inspected	No Safe access
280	Anchor Point-Purlin Fix-15kN (LowPro)	Safemaster	L70	1/02/2018	20/07/2018	20/07/2019	AS1891.4:2009	Not Inspected	No Safe access
281	Anchor Point-Purlin Fix-15kN (LowPro)	Safemaster	L70	1/02/2018	20/07/2018	20/07/2019	AS1891.4:2009	Not Inspected	No Safe access
282	Anchor Point-Purlin Fix-15kN (LowPro)	Safemaster	L70	1/02/2018	20/07/2018	20/07/2019	AS1891.4:2009	Not Inspected	No Safe access
283	Anchor Point-Purlin Fix-15kN (LowPro)	Safemaster	L70	1/02/2018	20/07/2018	20/07/2019	AS1891.4:2009	Not Inspected	No Safe access
284	Anchor Point-Purlin Fix-21kN	Safemaster	L70	1/04/2018	20/07/2018	20/07/2019	AS1891.4:2009	Pass	
285	Anchor Point-Purlin Fix-21kN	Safemaster	L70	1/04/2014	20/07/2018	20/07/2019	AS1891.4:2009	Pass	
286	Anchor Point-Purlin Fix-21kN	Safemaster	L70	1/04/2014	20/07/2018	20/07/2019	AS1891.4:2009	Pass	
287	Anchor Point-Purlin Fix-21kN	Safemaster	L70	1/04/2014	20/07/2018	20/07/2019	AS1891.4:2009	Pass	
288	Anchor Point-Purlin Fix-21kN	Safemaster	L70	1/04/2014	20/07/2018	20/07/2019	AS1891.4:2009	Pass	

All inspections are conducted in accordance with current legislation. Equipment status is deemed at the time of inspection. Maintenance and use of the equipment must be conducted in accordance with the manufacturers and legislative requirements after inspection. Removing the installation sign/tag 'Void Warranty' for the system.

CERTIFICATE OF COMPLIANCE

INSPECTION LOG RECORD - INSTALLED SYSTEMS

Client: Vicinity Centres

Job Ref: SM12182

Site: Galleria

31-33 Catalano Road, Canning Vale 6155
CALL US: (08) 6243 3111
EMAIL: inspections@safemaster.net.au

Item No	Equipment Type& Description	Manufacturer/ Installer	Location	Commission Date	Insp Date	Next Insp Date	Complying Standards	Status	Comments
289	Anchor Point-Purlin Fix-21kN	Safemaster	L70	1/04/2014	20/07/2018	20/07/2019	AS1891.4:2009	Pass	
290	Anchor Point-Purlin Fix-21kN	Safemaster	L70	1/04/2014	20/07/2018	20/07/2019	AS1891.4:2009	Pass	
291	Anchor Point-Purlin Fix-21kN	Safemaster	L70	1/04/2014	20/07/2018	20/07/2019	AS1891.4:2009	Pass	
292	Anchor Point-Purlin Fix-21kN	Safemaster	L70	1/04/2014	20/07/2018	20/07/2019	AS1891.4:2009	Pass	
293	Anchor Point-Purlin Fix-21kN	Safemaster	L70	1/04/2014	20/07/2018	20/07/2019	AS1891.4:2009	Pass	
294	Anchor Point-Purlin Fix-21kN	Safemaster	L70	1/04/2014	20/07/2018	20/07/2019	AS1891.4:2009	Pass	
295	Anchor Point-Purlin Fix-21kN	Safemaster	L70	1/04/2014	20/07/2018	20/07/2019	AS1891.4:2009	Pass	
296	Anchor Point-Purlin Fix-21kN	Safemaster	L70	1/04/2014	20/07/2018	20/07/2019	AS1891.4:2009	Pass	
297	Anchor Point-Purlin Fix-21kN	Safemaster	L70	1/04/2014	20/07/2018	20/07/2019	AS1891.4:2009	Pass	
298	Anchor Point-Purlin Fix-21kN	Safemaster	L70	1/04/2014	20/07/2018	20/07/2019	AS1891.4:2009	Not Inspected	No Safe access
299	Anchor Point-Purlin Fix-21kN	Safemaster	L70	1/04/2014	20/07/2018	20/07/2019	AS1891.4:2009	Not Inspected	No Safe access
300	Anchor Point-Purlin Fix-21kN	Safemaster	L70	1/04/2014	20/07/2018	20/07/2019	AS1891.4:2009	Not Inspected	No Safe access

All inspections are conducted in accordance with current legislation. Equipment status is deemed at the time of inspection. Maintenance and use of the equipment must be conducted in accordance with the manufacturers and legislative requirements after inspection. Removing the installation sign/tag 'Void Warranty' for the system.

CERTIFICATE OF COMPLIANCE

INSPECTION LOG RECORD - INSTALLED SYSTEMS

Client: Vicinity Centres

Job Ref: SM12182

Site: Galleria

31-33 Catalano Road, Canning Vale 6155
CALL US: (08) 6243 3111
EMAIL: inspections@safemaster.net.au

Item No	Equipment Type& Description	Manufacturer/ Installer	Location	Commission Date	Insp Date	Next Insp Date	Complying Standards	Status	Comments
301	Anchor Point-Purlin Fix-21kN	Safemaster	L70	1/04/2014	20/07/2018	20/07/2019	AS1891.4:2009	Not Inspected	No Safe access
302	Anchor Point-Purlin Fix-21kN	Safemaster	L70	1/04/2014	20/07/2018	20/07/2019	AS1891.4:2009	Not Inspected	No Safe access
303	Anchor Point-Purlin Fix-21kN	Safemaster	L70	1/04/2014	20/07/2018	20/07/2019	AS1891.4:2009	Not Inspected	No Safe access
304	Anchor Point-Purlin Fix-21kN	Safemaster	L70	1/04/2014	20/07/2018	20/07/2019	AS1891.4:2009	Not Inspected	No Safe access
305	Anchor Point-Purlin Fix-21kN	Safemaster	L70	1/04/2014	20/07/2018	20/07/2019	AS1891.4:2009	Not Inspected	No Safe access
306	Anchor Point-Purlin Fix-21kN	Safemaster	L70	1/04/2014	20/07/2018	20/07/2019	AS1891.4:2009	Not Inspected	No Safe access
307	Anchor Point-Purlin Fix-21kN	Safemaster	L70	1/04/2014	20/07/2018	20/07/2019	AS1891.4:2009	Not Inspected	No Safe access
308	Anchor Point-Purlin Fix-21kN	Safemaster	L70	1/04/2014	20/07/2018	20/07/2019	AS1891.4:2009	Not Inspected	No Safe access
309	Anchor Point-Purlin Fix-21kN	Safemaster	L70	1/04/2014	20/07/2018	20/07/2019	AS1891.4:2009	Not Inspected	No Safe access
310	Anchor Point-Purlin Fix-21kN	Safemaster	L70	1/04/2014	20/07/2018	20/07/2019	AS1891.4:2009	Not Inspected	No Safe access
311	Anchor Point-Purlin Fix-21kN	Safemaster	L70	1/04/2014	20/07/2018	20/07/2019	AS1891.4:2009	Not Inspected	No Safe access
312	Anchor Point-Purlin Fix-21kN	Safemaster	L70	1/04/2014	20/07/2018	20/07/2019	AS1891.4:2009	Not Inspected	No Safe access

All inspections are conducted in accordance with current legislation. Equipment status is deemed at the time of inspection. Maintenance and use of the equipment must be conducted in accordance with the manufacturers and legislative requirements after inspection. Removing the installation sign/tag 'Void Warranty' for the system.

CERTIFICATE OF COMPLIANCE

INSPECTION LOG RECORD - INSTALLED SYSTEMS

31-33 Catalano Road, Canning Vale 6155
CALL US: (08) 6243 3111
EMAIL: inspections@safemaster.net.au

Client: Vicinity Centres

Job Ref: SM12182

Site: Galleria

Item No	Equipment Type& Description	Manufacturer/ Installer	Location	Commission Date	Insp Date	Next Insp Date	Complying Standards	Status	Comments
313	Anchor Point-Purlin Fix-21kN	Safemaster	L71	1/04/2014	20/07/2018	20/07/2019	AS1891.4:2009	Pass	
314	Anchor Point-Purlin Fix-21kN	Safemaster	L71	1/04/2014	20/07/2018	20/07/2019	AS1891.4:2009	Pass	
315	Anchor Point-Purlin Fix-21kN	Safemaster	L71	1/04/2014	20/07/2018	20/07/2019	AS1891.4:2009	Pass	
316	Anchor Point-Purlin Fix-21kN	Safemaster	L71	1/04/2014	20/07/2018	20/07/2019	AS1891.4:2009	Pass	
317	Anchor Point-Purlin Fix-21kN	Safemaster	L67	1/04/2014	20/07/2018	20/07/2019	AS1891.4:2009	Pass	
318	Anchor Point-Purlin Fix-21kN	Safemaster	L67	1/04/2014	20/07/2018	20/07/2019	AS1891.4:2009	Pass	
319	Anchor Point-Purlin Fix-21kN	Safemaster	L67	1/04/2014	20/07/2018	20/07/2019	AS1891.4:2009	Pass	
320	Anchor Point-Purlin Fix-21kN	Safemaster	L67	1/04/2014	20/07/2018	20/07/2019	AS1891.4:2009	Pass	
321	Anchor Point-Purlin Fix-21kN	Safemaster	L67	1/04/2014	20/07/2018	20/07/2019	AS1891.4:2009	Pass	
322	Anchor Point-Purlin Fix-21kN	Safemaster	L67	1/04/2014	20/07/2018	20/07/2019	AS1891.4:2009	Pass	
323	Anchor Point-Purlin Fix-21kN	Safemaster	L67	1/04/2014	20/07/2018	20/07/2019	AS1891.4:2009	Pass	
324	Anchor Point-Purlin Fix-21kN	Safemaster	L67	1/04/2014	20/07/2018	20/07/2019	AS1891.4:2009	Pass	

All inspections are conducted in accordance with current legislation. Equipment status is deemed at the time of inspection. Maintenance and use of the equipment must be conducted in accordance with the manufacturers and legislative requirements after inspection. Removing the installation sign/tag 'Void Warranty' for the system.

CERTIFICATE OF COMPLIANCE

INSPECTION LOG RECORD - INSTALLED SYSTEMS

31-33 Catalano Road, Canning Vale 6155
CALL US: (08) 6243 3111
EMAIL: inspections@safemaster.net.au

Client: Vicinity Centres

Job Ref: SM12182

Site: Galleria

Item No	Equipment Type& Description	Manufacturer/ Installer	Location	Commission Date	Insp Date	Next Insp Date	Complying Standards	Status	Comments
325	Anchor Point-Purlin Fix-21kN	Safemaster	L67	1/04/2014	20/07/2018	20/07/2019	AS1891.4:2009	Pass	
326	Anchor Point-Purlin Fix-21kN	Safemaster	L67	1/04/2014	20/07/2018	20/07/2019	AS1891.4:2009	Pass	
327	Anchor Point-Purlin Fix-21kN	Safemaster	L67	1/04/2014	20/07/2018	20/07/2019	AS1891.4:2009	Pass	
328	Anchor Point-Purlin Fix-21kN	Safemaster	L67	1/04/2014	20/07/2018	20/07/2019	AS1891.4:2009	Pass	
329	Anchor Point-Purlin Fix-21kN	Safemaster	L67	1/04/2014	20/07/2018	20/07/2019	AS1891.4:2009	Pass	
330	Anchor Point-Purlin Fix-15kN (LowPro)	Safemaster	L67	1/02/2018	20/07/2018	20/07/2019	AS1891.4:2009	Pass	
331	Anchor Point-Purlin Fix-15kN (LowPro)	Safemaster	L67	1/02/2018	20/07/2018	20/07/2019	AS1891.4:2009	Pass	
332	Anchor Point-Purlin Fix-15kN (LowPro)	Safemaster	L67	1/02/2018	20/07/2018	20/07/2019	AS1891.4:2009	Pass	
333	Anchor Point-Purlin Fix-15kN (LowPro)	Safemaster	L67	1/02/2018	20/07/2018	20/07/2019	AS1891.4:2009	Pass	
334	Anchor Point-Purlin Fix-15kN (LowPro)	Safemaster	L67	1/02/2018	20/07/2018	20/07/2019	AS1891.4:2009	Pass	
335	Anchor Point-Purlin Fix-15kN (LowPro)	Safemaster	L67	1/02/2018	20/07/2018	20/07/2019	AS1891.4:2009	Pass	
336	Anchor Point-Purlin Fix-15kN (LowPro)	Safemaster	L67	1/02/2018	20/07/2018	20/07/2019	AS1891.4:2009	Pass	

All inspections are conducted in accordance with current legislation. Equipment status is deemed at the time of inspection. Maintenance and use of the equipment must be conducted in accordance with the manufacturers and legislative requirements after inspection. Removing the installation sign/tag 'Void Warranty' for the system.

CERTIFICATE OF COMPLIANCE

INSPECTION LOG RECORD - INSTALLED SYSTEMS

Client: Vicinity Centres

Job Ref: SM12182

Site: Galleria

31-33 Catalano Road, Canning Vale 6155
CALL US: (08) 6243 3111
EMAIL: inspections@safemaster.net.au

Item No	Equipment Type& Description	Manufacturer/ Installer	Location	Commission Date	Insp Date	Next Insp Date	Complying Standards	Status	Comments
337	Anchor Point-Purlin Fix-15kN (LowPro)	Safemaster	L67	1/02/2018	20/07/2018	20/07/2019	AS1891.4:2009	Pass	
338	Anchor Point-Purlin Fix-15kN (LowPro)	Safemaster	L67	1/02/2018	20/07/2018	20/07/2019	AS1891.4:2009	Pass	
339	Anchor Point-Purlin Fix-15kN (LowPro)	Safemaster	L67	1/02/2018	20/07/2018	20/07/2019	AS1891.4:2009	Pass	
340	Anchor Point-Purlin Fix-15kN (LowPro)	Safemaster	L67	1/02/2018	20/07/2018	20/07/2019	AS1891.4:2009	Pass	
341	Anchor Point-Purlin Fix-15kN (LowPro)	Safemaster	L67	1/02/2018	20/07/2018	20/07/2019	AS1891.4:2009	Pass	
342	Anchor Point-Purlin Fix-15kN (LowPro)	Safemaster	L67	1/02/2018	20/07/2018	20/07/2019	AS1891.4:2009	Pass	
343	Anchor Point-Purlin Fix-21kN	Safemaster	L35 - 40	1/04/2014	20/07/2018	20/07/2019	AS1891.4:2009	Not Inspected	Beyond safe access
344	Anchor Point-Purlin Fix-21kN	Safemaster	L35 - 40	1/04/2014	20/07/2018	20/07/2019	AS1891.4:2009	Not Inspected	Beyond safe access
345	Anchor Point-Purlin Fix-21kN	Safemaster	L35 - 40	1/04/2014	20/07/2018	20/07/2019	AS1891.4:2009	Not Inspected	Beyond safe access
346	Anchor Point-Purlin Fix-21kN	Safemaster	L35 - 40	1/04/2014	20/07/2018	20/07/2019	AS1891.4:2009	Not Inspected	Beyond safe access
347	Anchor Point-Purlin Fix-21kN	Safemaster	L35 - 40	1/04/2014	20/07/2018	20/07/2019	AS1891.4:2009	Not Inspected	Beyond safe access
348	Anchor Point-Purlin Fix-21kN	Safemaster	L35 - 40	1/04/2014	20/07/2018	20/07/2019	AS1891.4:2009	Not Inspected	Beyond safe access

All inspections are conducted in accordance with current legislation. Equipment status is deemed at the time of inspection. Maintenance and use of the equipment must be conducted in accordance with the manufacturers and legislative requirements after inspection. Removing the installation sign/tag 'Void Warranty' for the system.

CERTIFICATE OF COMPLIANCE

INSPECTION LOG RECORD - INSTALLED SYSTEMS

Client: Vicinity Centres

Job Ref: SM12182

Site: Galleria

31-33 Catalano Road, Canning Vale 6155
CALL US: (08) 6243 3111
EMAIL: inspections@safemaster.net.au

Item No	Equipment Type& Description	Manufacturer/ Installer	Location	Commission Date	Insp Date	Next Insp Date	Complying Standards	Status	Comments
349	Anchor Point-Purlin Fix-21kN	Safemaster	L35 - 40	1/04/2014	20/07/2018	20/07/2019	AS1891.4:2009	Not Inspected	Beyond safe access
350	Anchor Point-Purlin Fix-21kN	Safemaster	L35 - 40	1/04/2014	20/07/2018	20/07/2019	AS1891.4:2009	Not Inspected	Beyond safe access
351	Anchor Point-Purlin Fix-21kN	Safemaster	L35 - 40	1/04/2014	20/07/2018	20/07/2019	AS1891.4:2009	Not Inspected	Beyond safe access
352	Anchor Point-Purlin Fix-15kN (LowPro)	Safemaster	L35 - 40	1/02/2018	20/07/2018	20/07/2019	AS1891.4:2009	Not Inspected	Beyond safe access
353	Anchor Point-Purlin Fix-21kN	Safemaster	L35 - 40	1/04/2014	20/07/2018	20/07/2019	AS1891.4:2009	Not Inspected	Beyond safe access
354	Anchor Point-Purlin Fix-21kN	Safemaster	L35 - 40	1/04/2014	20/07/2018	20/07/2019	AS1891.4:2009	Not Inspected	Beyond safe access
355	Anchor Point-Purlin Fix-21kN	Safemaster	L35 - 40	1/04/2014	20/07/2018	20/07/2019	AS1891.4:2009	Not Inspected	Beyond safe access
356	Anchor Point-Purlin Fix-21kN	Safemaster	L35 - 40	1/04/2014	20/07/2018	20/07/2019	AS1891.4:2009	Not Inspected	Beyond safe access
357	Anchor Point-Purlin Fix-21kN	Safemaster	L35 - 40	1/04/2014	20/07/2018	20/07/2019	AS1891.4:2009	Not Inspected	Beyond safe access
358	Anchor Point-Purlin Fix-21kN	Safemaster	L35 - 40	1/04/2014	20/07/2018	20/07/2019	AS1891.4:2009	Not Inspected	Beyond safe access
359	Anchor Point-Purlin Fix-21kN	Safemaster	L35 - 40	1/04/2014	20/07/2018	20/07/2019	AS1891.4:2009	Not Inspected	Beyond safe access
360	Anchor Point-Purlin Fix-21kN	Safemaster	L35 - 40	1/04/2014	20/07/2018	20/07/2019	AS1891.4:2009	Not Inspected	Beyond safe access

All inspections are conducted in accordance with current legislation. Equipment status is deemed at the time of inspection. Maintenance and use of the equipment must be conducted in accordance with the manufacturers and legislative requirements after inspection. Removing the installation sign/tag 'Void Warranty' for the system.

CERTIFICATE OF COMPLIANCE

INSPECTION LOG RECORD - INSTALLED SYSTEMS

Client: Vicinity Centres

Job Ref: SM12182

Site: Galleria

31-33 Catalano Road, Canning Vale 6155
CALL US: (08) 6243 3111
EMAIL: inspections@safemaster.net.au

Item No	Equipment Type& Description	Manufacturer/ Installer	Location	Commission Date	Insp Date	Next Insp Date	Complying Standards	Status	Comments
361	Anchor Point-Purlin Fix-21kN	Safemaster	L35 - 40	1/04/2014	20/07/2018	20/07/2019	AS1891.4:2009	Not Inspected	Beyond safe access
362	Anchor Point-Purlin Fix-21kN	Safemaster	L35 - 40	1/04/2014	20/07/2018	20/07/2019	AS1891.4:2009	Not Inspected	Beyond safe access
363	Anchor Point-Purlin Fix-21kN	Safemaster	L35 - 40	1/04/2014	20/07/2018	20/07/2019	AS1891.4:2009	Not Inspected	Beyond safe access
364	Anchor Point-Purlin Fix-21kN	Safemaster	L35 - 40	1/04/2014	20/07/2018	20/07/2019	AS1891.4:2009	Not Inspected	Beyond safe access
365	Anchor Point-Purlin Fix-21kN	Safemaster	L35 - 40	1/04/2014	20/07/2018	20/07/2019	AS1891.4:2009	Not Inspected	Beyond safe access
366	Anchor Point-Purlin Fix-21kN	Safemaster	L35 - 40	1/04/2014	20/07/2018	20/07/2019	AS1891.4:2009	Not Inspected	Beyond safe access
367	Anchor Point-Purlin Fix-21kN	Safemaster	L35 - 40	1/04/2014	20/07/2018	20/07/2019	AS1891.4:2009	Not Inspected	Beyond safe access
368	Anchor Point-Purlin Fix-21kN	Safemaster	L35 - 40	1/04/2014	20/07/2018	20/07/2019	AS1891.4:2009	Not Inspected	Beyond safe access
369	Anchor Point-Purlin Fix-21kN	Safemaster	L35 - 40	1/04/2014	20/07/2018	20/07/2019	AS1891.4:2009	Not Inspected	Beyond safe access
370	Anchor Point-Purlin Fix-21kN	Safemaster	L35 - 40	1/04/2014	20/07/2018	20/07/2019	AS1891.4:2009	Not Inspected	Beyond safe access
371	Anchor Point-Purlin Fix-21kN	Safemaster	L35 - 40	1/04/2014	20/07/2018	20/07/2019	AS1891.4:2009	Not Inspected	Beyond safe access
372	Anchor Point-Purlin Fix-21kN	Safemaster	L35 - 40	1/04/2014	20/07/2018	20/07/2019	AS1891.4:2009	Not Inspected	Beyond safe access

All inspections are conducted in accordance with current legislation. Equipment status is deemed at the time of inspection. Maintenance and use of the equipment must be conducted in accordance with the manufacturers and legislative requirements after inspection. Removing the installation sign/tag 'Void Warranty' for the system.

CERTIFICATE OF COMPLIANCE

INSPECTION LOG RECORD - INSTALLED SYSTEMS

Client: Vicinity Centres

Job Ref: SM12182

Site: Galleria

31-33 Catalano Road, Canning Vale 6155
CALL US: (08) 6243 3111
EMAIL: inspections@safemaster.net.au

Item No	Equipment Type& Description	Manufacturer/ Installer	Location	Commission Date	Insp Date	Next Insp Date	Complying Standards	Status	Comments
373	Anchor Point-Purlin Fix-21kN	Safemaster	L35 - 40	1/04/2014	20/07/2018	20/07/2019	AS1891.4:2009	Not Inspected	Beyond safe access
374	Anchor Point-Purlin Fix-21kN	Safemaster	L35 - 40	1/04/2014	20/07/2018	20/07/2019	AS1891.4:2009	Not Inspected	Beyond safe access
375	Anchor Point-Purlin Fix-21kN	Safemaster	L35 - 40	1/04/2014	20/07/2018	20/07/2019	AS1891.4:2009	Not Inspected	Beyond safe access
376	Anchor Point-Purlin Fix-21kN	Safemaster	L35 - 40	1/04/2014	20/07/2018	20/07/2019	AS1891.4:2009	Not Inspected	Beyond safe access
377	Anchor Point-Purlin Fix-21kN	Safemaster	L35 - 40	1/04/2014	20/07/2018	20/07/2019	AS1891.4:2009	Not Inspected	Beyond safe access
378	Anchor Point-Purlin Fix-21kN	Safemaster	L35 - 40	1/04/2014	20/07/2018	20/07/2019	AS1891.4:2009	Not Inspected	Beyond safe access
379	Anchor Point-Purlin Fix-21kN	Safemaster	L35 - 40	1/04/2014	20/07/2018	20/07/2019	AS1891.4:2009	Not Inspected	Beyond safe access
380	Anchor Point-Purlin Fix-21kN	Safemaster	L35 - 40	1/04/2014	20/07/2018	20/07/2019	AS1891.4:2009	Not Inspected	Beyond safe access
381	Anchor Point-Purlin Fix-21kN	Safemaster	L35 - 40	1/04/2014	20/07/2018	20/07/2019	AS1891.4:2009	Not Inspected	Beyond safe access
382	Anchor Point-Purlin Fix-21kN	Safemaster	L35 - 40	1/04/2014	20/07/2018	20/07/2019	AS1891.4:2009	Not Inspected	Beyond safe access
383	Anchor Point-Purlin Fix-21kN	Safemaster	L35 - 40	1/04/2014	20/07/2018	20/07/2019	AS1891.4:2009	Not Inspected	Beyond safe access
384	Anchor Point-Purlin Fix-21kN	Safemaster	L35 - 40	1/04/2014	20/07/2018	20/07/2019	AS1891.4:2009	Not Inspected	Beyond safe access

All inspections are conducted in accordance with current legislation. Equipment status is deemed at the time of inspection. Maintenance and use of the equipment must be conducted in accordance with the manufacturers and legislative requirements after inspection. Removing the installation sign/tag 'Void Warranty' for the system.

CERTIFICATE OF COMPLIANCE

INSPECTION LOG RECORD - INSTALLED SYSTEMS

Client: Vicinity Centres

Job Ref: SM12182

Site: Galleria

31-33 Catalano Road, Canning Vale 6155
CALL US: (08) 6243 3111
EMAIL: inspections@safemaster.net.au

Item No	Equipment Type& Description	Manufacturer/ Installer	Location	Commission Date	Insp Date	Next Insp Date	Complying Standards	Status	Comments
385	Anchor Point-Purlin Fix-21kN	Safemaster	L35 - 40	1/04/2014	20/07/2018	20/07/2019	AS1891.4:2009	Not Inspected	Beyond safe access
386	Anchor Point-Purlin Fix-21kN	Safemaster	L35 - 40	1/04/2014	20/07/2018	20/07/2019	AS1891.4:2009	Pass	
387	Anchor Point-Purlin Fix-21kN	Safemaster	L35 - 40	1/04/2014	20/07/2018	20/07/2019	AS1891.4:2009	Pass	
388	Anchor Point-Purlin Fix-21kN	Safemaster	L35 - 40	1/04/2014	20/07/2018	20/07/2019	AS1891.4:2009	Pass	
389	Anchor Point-Purlin Fix-21kN	Safemaster	L35 - 40	1/04/2014	20/07/2018	20/07/2019	AS1891.4:2009	Pass	
390	Anchor Point-Purlin Fix-21kN	Safemaster	L35 - 40	1/04/2014	20/07/2018	20/07/2019	AS1891.4:2009	Pass	
391	Anchor Point-Purlin Fix-21kN	Safemaster	L35 - 40	1/04/2014	20/07/2018	20/07/2019	AS1891.4:2009	Pass	
392	Anchor Point-Purlin Fix-21kN	Safemaster	L35 - 40	1/04/2014	20/07/2018	20/07/2019	AS1891.4:2009	Pass	
393	Anchor Point-Purlin Fix-21kN	Safemaster	L35 - 40	1/04/2014	20/07/2018	20/07/2019	AS1891.4:2009	Pass	
394	Anchor Point-Purlin Fix-21kN	Safemaster	L35 - 40	1/04/2014	20/07/2018	20/07/2019	AS1891.4:2009	Pass	
395	Anchor Point-Purlin Fix-21kN	Safemaster	L56 - 60 & 63	1/04/2014	20/07/2018	20/07/2019	AS1891.4:2009	Pass	
396	Anchor Point-Purlin Fix-21kN	Safemaster	L56 - 60 & 63	1/04/2014	20/07/2018	20/07/2019	AS1891.4:2009	Pass	

All inspections are conducted in accordance with current legislation. Equipment status is deemed at the time of inspection. Maintenance and use of the equipment must be conducted in accordance with the manufacturers and legislative requirements after inspection. Removing the installation sign/tag 'Void Warranty' for the system.

CERTIFICATE OF COMPLIANCE

INSPECTION LOG RECORD - INSTALLED SYSTEMS

Client: Vicinity Centres

Job Ref: SM12182

Site: Galleria

31-33 Catalano Road, Canning Vale 6155
CALL US: (08) 6243 3111
EMAIL: inspections@safemaster.net.au

Item No	Equipment Type& Description	Manufacturer/ Installer	Location	Commission Date	Insp Date	Next Insp Date	Complying Standards	Status	Comments
397	Anchor Point-Purlin Fix-21kN	Safemaster	L56 - 60 & 63	1/04/2014	20/07/2018	20/07/2019	AS1891.4:2009	Pass	
398	Anchor Point-Purlin Fix-21kN	Safemaster	L56 - 60 & 63	1/04/2014	20/07/2018	20/07/2019	AS1891.4:2009	Pass	
399	Anchor Point-Purlin Fix-21kN	Safemaster	L56 - 60 & 63	1/04/2014	20/07/2018	20/07/2019	AS1891.4:2009	Pass	
400	Anchor Point-Purlin Fix-21kN	Safemaster	L56 - 60 & 63	1/04/2014	20/07/2018	20/07/2019	AS1891.4:2009	Pass	
401	Anchor Point-Purlin Fix-21kN	Safemaster	L56 - 60 & 63	1/04/2014	20/07/2018	20/07/2019	AS1891.4:2009	Pass	
402	Anchor Point-Purlin Fix-21kN	Safemaster	L56 - 60 & 63	1/04/2014	20/07/2018	20/07/2019	AS1891.4:2009	Pass	
403	Anchor Point-Purlin Fix-21kN	Safemaster	L56 - 60 & 63	1/04/2014	20/07/2018	20/07/2019	AS1891.4:2009	Pass	
404	Anchor Point-Purlin Fix-21kN	Safemaster	L56 - 60 & 63	1/04/2014	20/07/2018	20/07/2019	AS1891.4:2009	Pass	
405	Anchor Point-Purlin Fix-21kN	Safemaster	L56 - 60 & 63	1/04/2014	20/07/2018	20/07/2019	AS1891.4:2009	Pass	
406	Anchor Point-Purlin Fix-21kN	Safemaster	L56 - 60 & 63	1/04/2014	20/07/2018	20/07/2019	AS1891.4:2009	Pass	
407	Anchor Point-Purlin Fix-21kN	Safemaster	L56 - 60 & 63	1/04/2014	20/07/2018	20/07/2019	AS1891.4:2009	Pass	
408	Anchor Point-Purlin Fix-21kN	Safemaster	L56 - 60 & 63	1/04/2014	20/07/2018	20/07/2019	AS1891.4:2009	Pass	

All inspections are conducted in accordance with current legislation. Equipment status is deemed at the time of inspection. Maintenance and use of the equipment must be conducted in accordance with the manufacturers and legislative requirements after inspection. Removing the installation sign/tag 'Void Warranty' for the system.

CERTIFICATE OF COMPLIANCE

INSPECTION LOG RECORD - INSTALLED SYSTEMS

Client: Vicinity Centres

Job Ref: SM12182

Site: Galleria

31-33 Catalano Road, Canning Vale 6155
CALL US: (08) 6243 3111
EMAIL: inspections@safemaster.net.au

Item No	Equipment Type& Description	Manufacturer/ Installer	Location	Commission Date	Insp Date	Next Insp Date	Complying Standards	Status	Comments
409	Anchor Point-Purlin Fix-21kN	Safemaster	L56 - 60 & 63	1/04/2014	20/07/2018	20/07/2019	AS1891.4:2009	Pass	
410	Anchor Point-Purlin Fix-21kN	Safemaster	L56 - 60 & 63	1/04/2014	20/07/2018	20/07/2019	AS1891.4:2009	Pass	
411	Anchor Point-Purlin Fix-21kN	Safemaster	L56 - 60 & 63	1/04/2014	20/07/2018	20/07/2019	AS1891.4:2009	Pass	
412	Anchor Point-Purlin Fix-21kN	Safemaster	L56 - 60 & 63	1/04/2014	20/07/2018	20/07/2019	AS1891.4:2009	Pass	
413	Anchor Point-Purlin Fix-21kN	Safemaster	L56 - 60 & 63	1/04/2014	20/07/2018	20/07/2019	AS1891.4:2009	Pass	
414	Anchor Point-Purlin Fix-21kN	Safemaster	L56 - 60 & 63	1/04/2014	20/07/2018	20/07/2019	AS1891.4:2009	Not Inspected	Beyond safe access
415	Anchor Point-Purlin Fix-21kN	Safemaster	L56 - 60 & 63	1/04/2014	20/07/2018	20/07/2019	AS1891.4:2009	Not Inspected	Beyond safe access
416	Anchor Point-Purlin Fix-21kN	Safemaster	L56 - 60 & 63	1/04/2014	20/07/2018	20/07/2019	AS1891.4:2009	Not Inspected	Beyond safe access
417	Anchor Point-Purlin Fix-21kN	Safemaster	L56 - 60 & 63	1/04/2014	20/07/2018	20/07/2019	AS1891.4:2009	Not Inspected	Beyond safe access
418	Anchor Point-Purlin Fix-21kN	Safemaster	L56 - 60 & 63	1/04/2014	20/07/2018	20/07/2019	AS1891.4:2009	Not Inspected	Beyond safe access
419	Anchor Point-Purlin Fix-21kN	Safemaster	L56 - 60 & 63	1/04/2014	20/07/2018	20/07/2019	AS1891.4:2009	Not Inspected	Beyond safe access
420	Anchor Point-Purlin Fix-21kN	Safemaster	L56 - 60 & 63	1/04/2014	20/07/2018	20/07/2019	AS1891.4:2009	Not Inspected	Beyond safe access

All inspections are conducted in accordance with current legislation. Equipment status is deemed at the time of inspection. Maintenance and use of the equipment must be conducted in accordance with the manufacturers and legislative requirements after inspection. Removing the installation sign/tag 'Void Warranty' for the system.

CERTIFICATE OF COMPLIANCE

INSPECTION LOG RECORD - INSTALLED SYSTEMS

Client: Vicinity Centres

Job Ref: SM12182

Site: Galleria

31-33 Catalano Road, Canning Vale 6155
CALL US: (08) 6243 3111
EMAIL: inspections@safemaster.net.au

Item No	Equipment Type& Description	Manufacturer/ Installer	Location	Commission Date	Insp Date	Next Insp Date	Complying Standards	Status	Comments
421	Anchor Point-Purlin Fix-21kN	Safemaster	L56 - 60 & 63	1/04/2014	20/07/2018	20/07/2019	AS1891.4:2009	Not Inspected	Beyond safe access
422	Anchor Point-Purlin Fix-21kN	Safemaster	L56 - 60 & 63	1/04/2014	20/07/2018	20/07/2019	AS1891.4:2009	Not Inspected	Beyond safe access
423	Anchor Point-Purlin Fix-21kN	Safemaster	L56 - 60 & 63	1/04/2014	20/07/2018	20/07/2019	AS1891.4:2009	Not Inspected	Beyond safe access
424	Anchor Point-Purlin Fix-21kN	Safemaster	L56 - 60 & 63	1/04/2014	20/07/2018	20/07/2019	AS1891.4:2009	Not Inspected	Beyond safe access
425	Anchor Point-Purlin Fix-15kN (LowPro)	Safemaster	L56 - 60 & 63	1/02/2018	20/07/2018	20/07/2019	AS1891.4:2009	Not Inspected	Beyond safe access
426	Anchor Point-Purlin Fix-21kN	Safemaster	L56 - 60 & 63	1/04/2014	20/07/2018	20/07/2019	AS1891.4:2009	Not Inspected	Beyond safe access
427	Anchor Point-Purlin Fix-21kN	Safemaster	L56 - 60 & 63	1/04/2014	20/07/2018	20/07/2019	AS1891.4:2009	Not Inspected	Beyond safe access
428	Anchor Point-Purlin Fix-21kN	Safemaster	L56 - 60 & 63	1/04/2014	20/07/2018	20/07/2019	AS1891.4:2009	Not Inspected	Beyond safe access
429	Anchor Point-Purlin Fix-21kN	Safemaster	L56 - 60 & 63	1/04/2014	20/07/2018	20/07/2019	AS1891.4:2009	Not Inspected	Beyond safe access
430	Anchor Point-Purlin Fix-21kN	Safemaster	L56 - 60 & 63	1/04/2014	20/07/2018	20/07/2019	AS1891.4:2009	Not Inspected	Beyond safe access
431	Anchor Point-Purlin Fix-21kN	Safemaster	L56 - 60 & 63	1/04/2014	20/07/2018	20/07/2019	AS1891.4:2009	Not Inspected	Beyond safe access
432	Anchor Point-Purlin Fix-21kN	Safemaster	L56 - 60 & 63	1/04/2014	20/07/2018	20/07/2019	AS1891.4:2009	Not Inspected	Beyond safe access

All inspections are conducted in accordance with current legislation. Equipment status is deemed at the time of inspection. Maintenance and use of the equipment must be conducted in accordance with the manufacturers and legislative requirements after inspection. Removing the installation sign/tag 'Void Warranty' for the system.

CERTIFICATE OF COMPLIANCE

INSPECTION LOG RECORD - INSTALLED SYSTEMS

Client: Vicinity Centres

Job Ref: SM12182

Site: Galleria

31-33 Catalano Road, Canning Vale 6155
CALL US: (08) 6243 3111
EMAIL: inspections@safemaster.net.au

Item No	Equipment Type& Description	Manufacturer/ Installer	Location	Commission Date	Insp Date	Next Insp Date	Complying Standards	Status	Comments
433	Anchor Point-Purlin Fix-21kN	Safemaster	L56 - 60 & 63	1/04/2014	20/07/2018	20/07/2019	AS1891.4:2009	Not Inspected	Beyond safe access
434	Anchor Point-Purlin Fix-21kN	Safemaster	L56 - 60 & 63	1/04/2014	20/07/2018	20/07/2019	AS1891.4:2009	Not Inspected	Beyond safe access
435	Anchor Point-Purlin Fix-21kN	Safemaster	L56 - 60 & 63	1/04/2014	20/07/2018	20/07/2019	AS1891.4:2009	Not Inspected	Beyond safe access
436	Anchor Point-Purlin Fix-21kN	Safemaster	L56 - 60 & 63	1/04/2014	20/07/2018	20/07/2019	AS1891.4:2009	Not Inspected	Beyond safe access
437	Anchor Point-Purlin Fix-21kN	Safemaster	L56 - 60 & 63	1/04/2014	20/07/2018	20/07/2019	AS1891.4:2009	Not Inspected	Beyond safe access
438	Anchor Point-Purlin Fix-21kN	Safemaster	L56 - 60 & 63	1/04/2014	20/07/2018	20/07/2019	AS1891.4:2009	Fail	Anchor stem is bent
439	Anchor Point-Purlin Fix-21kN	Safemaster	L56 - 60 & 63	1/04/2014	20/07/2018	20/07/2019	AS1891.4:2009	Pass	
440	Anchor Point-Purlin Fix-21kN	Safemaster	L56 - 60 & 63	1/04/2014	20/07/2018	20/07/2019	AS1891.4:2009	Pass	
441	Anchor Point-Purlin Fix-21kN	Safemaster	L56 - 60 & 63	1/04/2014	20/07/2018	20/07/2019	AS1891.4:2009	Pass	
442	Anchor Point-Purlin Fix-15kN (LowPro)	Safemaster	L56 - 60 & 63	1/04/2014	20/07/2018	20/07/2019	AS1891.4:2009	Pass	
443	Anchor Point-Purlin Fix-21kN	Safemaster	L56 - 60 & 63	1/04/2014	20/07/2018	20/07/2019	AS1891.4:2009	Pass	
444	Anchor Point-Purlin Fix-21kN	Safemaster	L56 - 60 & 63	1/04/2014	20/07/2018	20/07/2019	AS1891.4:2009	Pass	

All inspections are conducted in accordance with current legislation. Equipment status is deemed at the time of inspection. Maintenance and use of the equipment must be conducted in accordance with the manufacturers and legislative requirements after inspection. Removing the installation sign/tag 'Void Warranty' for the system.

CERTIFICATE OF COMPLIANCE

INSPECTION LOG RECORD - INSTALLED SYSTEMS

31-33 Catalano Road, Canning Vale 6155
CALL US: (08) 6243 3111
EMAIL: inspections@safemaster.net.au

Client: Vicinity Centres

Job Ref: SM12182

Site: Galleria

Item No	Equipment Type& Description	Manufacturer/ Installer	Location	Commission Date	Insp Date	Next Insp Date	Complying Standards	Status	Comments
445	Anchor Point-Purlin Fix-21kN	Safemaster	L56 - 60 & 63	1/02/2018	20/07/2018	20/07/2019	AS1891.4:2009	Pass	
446	Anchor Point-Purlin Fix-21kN	Safemaster	L56 - 60 & 63	1/04/2014	20/07/2018	20/07/2019	AS1891.4:2009	Pass	
447	Anchor Point-Purlin Fix-21kN	Safemaster	L56 - 60 & 63	1/04/2014	20/07/2018	20/07/2019	AS1891.4:2009	Pass	
448	Anchor Point-Purlin Fix-21kN	Safemaster	L56 - 60 & 63	1/04/2014	20/07/2018	20/07/2019	AS1891.4:2009	Pass	
449	Anchor Point-Purlin Fix-21kN	Safemaster	L56 - 60 & 63	1/04/2014	20/07/2018	20/07/2019	AS1891.4:2009	Pass	
450	Anchor Point-Purlin Fix-21kN	Safemaster	L56 - 60 & 63	1/04/2014	20/07/2018	20/07/2019	AS1891.4:2009	Pass	
451	Anchor Point-Purlin Fix-21kN	Safemaster	L56 - 60 & 63	1/04/2014	20/07/2018	20/07/2019	AS1891.4:2009	Pass	
452	Anchor Point-Purlin Fix-21kN	Safemaster	L56 - 60 & 63	1/04/2014	20/07/2018	20/07/2019	AS1891.4:2009	Pass	
453	Anchor Point-Purlin Fix-21kN	Safemaster	L56 - 60 & 63	1/04/2014	20/07/2018	20/07/2019	AS1891.4:2009	Pass	
454	Anchor Point-Purlin Fix-21kN	Safemaster	L56 - 60 & 63	1/04/2014	20/07/2018	20/07/2019	AS1891.4:2009	Pass	
455	Anchor Point-Purlin Fix-21kN	Safemaster	L56 - 60 & 63	1/04/2014	20/07/2018	20/07/2019	AS1891.4:2009	Pass	
456	Anchor Point-Purlin Fix-21kN	Safemaster	L57	1/04/2014	20/07/2018	20/07/2019	AS1891.4:2009	Pass	

All inspections are conducted in accordance with current legislation. Equipment status is deemed at the time of inspection. Maintenance and use of the equipment must be conducted in accordance with the manufacturers and legislative requirements after inspection. Removing the installation sign/tag 'Void Warranty' for the system.

CERTIFICATE OF COMPLIANCE

INSPECTION LOG RECORD - INSTALLED SYSTEMS

31-33 Catalano Road, Canning Vale 6155
CALL US: (08) 6243 3111
EMAIL: inspections@safemaster.net.au

Client: Vicinity Centres

Job Ref: SM12182

Site: Galleria

Item No	Equipment Type& Description	Manufacturer/ Installer	Location	Commission Date	Insp Date	Next Insp Date	Complying Standards	Status	Comments
457	Anchor Point-Purlin Fix-21kN	Safemaster	L57	1/04/2014	20/07/2018	20/07/2019	AS1891.4:2009	Pass	
458	Anchor Point-Surface Mount-15kN	Safemaster	L57	1/02/2018	20/07/2018	20/07/2019	AS1891.4:2009	Pass	
459	Anchor Point-Purlin Fix-21kN	Safemaster	L57	1/04/2014	20/07/2018	20/07/2019	AS1891.4:2009	Pass	
460	Anchor Point-Surface Mount-15kN	Safemaster	L57	1/02/2018	20/07/2018	20/07/2019	AS1891.4:2009	Pass	
461	Anchor Point-Purlin Fix-21kN	Safemaster	L57	1/04/2014	20/07/2018	20/07/2019	AS1891.4:2009	Pass	
462	Anchor Point-Surface Mount-15kN	Safemaster	L57	1/02/2018	20/07/2018	20/07/2019	AS1891.4:2009	Pass	
463	Anchor Point-Purlin Fix-21kN	Safemaster	L57	1/04/2014	20/07/2018	20/07/2019	AS1891.4:2009	Pass	
464	Anchor Point-Surface Mount-15kN	Safemaster	L57	1/02/2018	20/07/2018	20/07/2019	AS1891.4:2009	Pass	
465	Anchor Point-Purlin Fix-21kN	Safemaster	L57	1/04/2014	20/07/2018	20/07/2019	AS1891.4:2009	Pass	
466	Anchor Point-Surface Mount-15kN	Safemaster	L57	1/02/2018	20/07/2018	20/07/2019	AS1891.4:2009	Pass	
467	Anchor Point-Purlin Fix-21kN	Safemaster	L57	1/04/2014	20/07/2018	20/07/2019	AS1891.4:2009	Pass	
468	Anchor Point-Surface Mount-15kN	Safemaster	L57	1/02/2018	20/07/2018	20/07/2019	AS1891.4:2009	Pass	

All inspections are conducted in accordance with current legislation. Equipment status is deemed at the time of inspection. Maintenance and use of the equipment must be conducted in accordance with the manufacturers and legislative requirements after inspection. Removing the installation sign/tag 'Void Warranty' for the system.

CERTIFICATE OF COMPLIANCE

INSPECTION LOG RECORD - INSTALLED SYSTEMS

Client: Vicinity Centres

Job Ref: SM12182

Site: Galleria

31-33 Catalano Road, Canning Vale 6155
CALL US: (08) 6243 3111
EMAIL: inspections@safemaster.net.au

Item No	Equipment Type& Description	Manufacturer/ Installer	Location	Commission Date	Insp Date	Next Insp Date	Complying Standards	Status	Comments
469	Anchor Point-Purlin Fix-21kN	Safemaster	L57	1/04/2014	20/07/2018	20/07/2019	AS1891.4:2009	Pass	
470	Anchor Point-Surface Mount-15kN	Safemaster	L57	1/02/2018	20/07/2018	20/07/2019	AS1891.4:2009	Pass	
471	Anchor Point-Surface Mount-15kN	Safemaster	L120	1/02/2018	20/07/2018	20/07/2019	AS1891.4:2009	Not Inspected	No EWP to access roof
472	Anchor Point-Surface Mount-15kN	Safemaster	L120	1/02/2018	20/07/2018	20/07/2019	AS1891.4:2009	Not Inspected	No EWP to access roof
473	Anchor Point-Surface Mount-15kN	Safemaster	L120	1/02/2018	20/07/2018	20/07/2019	AS1891.4:2009	Not Inspected	No EWP to access roof
474	Anchor Point-Surface Mount-15kN	Safemaster	L120	1/02/2018	20/07/2018	20/07/2019	AS1891.4:2009	Not Inspected	No EWP to access roof
475	Anchor Point-Surface Mount-15kN	Safemaster	L120	1/02/2018	20/07/2018	20/07/2019	AS1891.4:2009	Not Inspected	No EWP to access roof
476	Anchor Point-Surface Mount-15kN	Safemaster	L120	1/02/2018	20/07/2018	20/07/2019	AS1891.4:2009	Not Inspected	No EWP to access roof
477	Anchor Point-Surface Mount-15kN	Safemaster	L120	1/02/2018	20/07/2018	20/07/2019	AS1891.4:2009	Not Inspected	No EWP to access roof
478	Anchor Point-Surface Mount-15kN	Safemaster	L120	1/02/2018	20/07/2018	20/07/2019	AS1891.4:2009	Not Inspected	No EWP to access roof
479	Anchor Point-Surface Mount-15kN	Safemaster	L121	1/02/2018	20/07/2018	20/07/2019	AS1891.4:2009	Pass	
480	Anchor Point-Surface Mount-15kN	Safemaster	L121	1/02/2018	20/07/2018	20/07/2019	AS1891.4:2009	Pass	

All inspections are conducted in accordance with current legislation. Equipment status is deemed at the time of inspection. Maintenance and use of the equipment must be conducted in accordance with the manufacturers and legislative requirements after inspection. Removing the installation sign/tag 'Void Warranty' for the system.

CERTIFICATE OF COMPLIANCE

INSPECTION LOG RECORD - INSTALLED SYSTEMS

31-33 Catalano Road, Canning Vale 6155
CALL US: (08) 6243 3111
EMAIL: inspections@safemaster.net.au

Client: Vicinity Centres

Job Ref: SM12182

Site: Galleria

Item No	Equipment Type& Description	Manufacturer/ Installer	Location	Commission Date	Insp Date	Next Insp Date	Complying Standards	Status	Comments
481	Anchor Point-Surface Mount-15kN	Safemaster	L121	1/02/2018	20/07/2018	20/07/2019	AS1891.4:2009	Pass	
482	Anchor Point-Surface Mount-15kN	Safemaster	L121	1/02/2018	20/07/2018	20/07/2019	AS1891.4:2009	Pass	
483	Anchor Point-Surface Mount-15kN	Safemaster	L121	1/02/2018	20/07/2018	20/07/2019	AS1891.4:2009	Pass	
484	Anchor Point-Surface Mount-15kN	Safemaster	L121	1/02/2018	20/07/2018	20/07/2019	AS1891.4:2009	Pass	
485	Anchor Point-Surface Mount-15kN	Safemaster	L121	1/02/2018	20/07/2018	20/07/2019	AS1891.4:2009	Pass	
486	Anchor Point-Surface Mount-15kN	Safemaster	L121	1/02/2018	20/07/2018	20/07/2019	AS1891.4:2009	Pass	
487	Anchor Point-Surface Mount-15kN	Safemaster	L121	1/02/2018	20/07/2018	20/07/2019	AS1891.4:2009	Pass	
488	Anchor Point-Surface Mount-15kN	Safemaster	L121	1/02/2018	20/07/2018	20/07/2019	AS1891.4:2009	Pass	
489	Anchor Point-Surface Mount-15kN	Safemaster	L121	1/02/2018	20/07/2018	20/07/2019	AS1891.4:2009	Pass	
490	Anchor Point-Surface Mount-15kN	Safemaster	L121	1/02/2018	20/07/2018	20/07/2019	AS1891.4:2009	Pass	
491	Anchor Point-Surface Mount-15kN	Safemaster	L121	1/02/2018	20/07/2018	20/07/2019	AS1891.4:2009	Pass	
492	Anchor Point-Surface Mount-15kN	Safemaster	L121	1/02/2018	20/07/2018	20/07/2019	AS1891.4:2009	Pass	

All inspections are conducted in accordance with current legislation. Equipment status is deemed at the time of inspection. Maintenance and use of the equipment must be conducted in accordance with the manufacturers and legislative requirements after inspection. Removing the installation sign/tag 'Void Warranty' for the system.

CERTIFICATE OF COMPLIANCE

INSPECTION LOG RECORD - INSTALLED SYSTEMS

31-33 Catalano Road, Canning Vale 6155
CALL US: (08) 6243 3111
EMAIL: inspections@safemaster.net.au

Client: Vicinity Centres

Job Ref: SM12182

Site: Galleria

Item No	Equipment Type& Description	Manufacturer/ Installer	Location	Commission Date	Insp Date	Next Insp Date	Complying Standards	Status	Comments
493	Anchor Point-Surface Mount-15kN	Safemaster	L121	1/02/2018	20/07/2018	20/07/2019	AS1891.4:2009	Pass	
494	Anchor Point-Surface Mount-15kN	Safemaster	L121	1/02/2018	20/07/2018	20/07/2019	AS1891.4:2009	Pass	
495	Anchor Point-Surface Mount-15kN	Safemaster	L121	1/02/2018	20/07/2018	20/07/2019	AS1891.4:2009	Pass	
496	Anchor Point-Surface Mount-15kN	Safemaster	L121	1/02/2018	20/07/2018	20/07/2019	AS1891.4:2009	Pass	
497	Anchor Point-Surface Mount-15kN	Safemaster	L121	1/02/2018	20/07/2018	20/07/2019	AS1891.4:2009	Pass	
498	Anchor Point-Surface Mount-15kN	Safemaster	L121	1/02/2018	20/07/2018	20/07/2019	AS1891.4:2009	Pass	
499	Anchor Point-Surface Mount-15kN	Safemaster	L121	1/02/2018	20/07/2018	20/07/2019	AS1891.4:2009	Pass	
500	Anchor Point-Surface Mount-15kN	Safemaster	L121	1/02/2018	20/07/2018	20/07/2019	AS1891.4:2009	Pass	
501	Anchor Point-Surface Mount-15kN	Safemaster	L121	1/02/2018	20/07/2018	20/07/2019	AS1891.4:2009	Pass	
502	Steel Step Ladder	Unknown	L1 - Ground Floor	Unknown	20/07/2018	20/07/2019	AS/NZS 1657:2018	Fail	
503	Roof Access Hatch	Unknown	L1	Unknown	20/07/2018	20/07/2019	AS/NZS 1657:2018	Fail	
504	Guardrail (Al)	Unknown	L1 - Roof Level	Unknown	20/07/2018	20/07/2019	AS/NZS 1657:2018	Fail	

All inspections are conducted in accordance with current legislation. Equipment status is deemed at the time of inspection. Maintenance and use of the equipment must be conducted in accordance with the manufacturers and legislative requirements after inspection. Removing the installation sign/tag 'Void Warranty' for the system.

CERTIFICATE OF COMPLIANCE

INSPECTION LOG RECORD - INSTALLED SYSTEMS

Client: Vicinity Centres

Job Ref: SM12182

Site: Galleria

31-33 Catalano Road, Canning Vale 6155
CALL US: (08) 6243 3111
EMAIL: inspections@safemaster.net.au

Item No	Equipment Type& Description	Manufacturer/ Installer	Location	Commission Date	Insp Date	Next Insp Date	Complying Standards	Status	Comments
505	Access Stair (Galv)	Unknown	L2	Unknown	20/07/2018	20/07/2019	AS/NZS 1657:2018	Fail	Not able to make it complaint
506	Access Ladder (Galv)	Unknown	L2	Unknown	20/07/2018	20/07/2019	AS/NZS 1657:2018	Fail	
507	Guardrail (Galv)	Unknown	L2	Unknown	20/07/2018	20/07/2019	AS/NZS 1657:2018	Fail	
508	Single step (Al)	Unknown	L3	Unknown	20/07/2018	20/07/2019	AS/NZS 1657:2018	Pass	
509	Access Stair (Al)	Unknown	L4	Unknown	20/07/2018	20/07/2019	AS/NZS 1657:2018	Fail	
510	Access Stair (Galv)	Unknown	L5	Unknown	20/07/2018	20/07/2019	AS/NZS 1657:2018	Fail	
511	Roof Access Hatch	Unknown	L5	Unknown	20/07/2018	20/07/2019	AS/NZS 1657-2018	N/A	Tagged as "Out of Service"
512	Ladder Access Bracket	Unknown	L6	Unknown	20/07/2018	20/07/2019	AS/NZS 1891.4	Pass	
513	Access Strop	Safemaster	L6	1/02/2018	20/07/2018	20/07/2019	AS1891.4:2009	Pass	
514	Guardrail (Al)	Safemaster	L8	1/02/2018	20/07/2018	20/07/2019	AS/NZS 1657-2018	Pass	
515	Access Ladder (Al)	Unknown	L11	Unknown	20/07/2018	20/07/2019	AS/NZS 1657-2018	Fail	
516	Access Ladder (Al)	Unknown	L12	Unknown	20/07/2018	20/07/2019	AS/NZS 1657-2018	Fail	

All inspections are conducted in accordance with current legislation. Equipment status is deemed at the time of inspection. Maintenance and use of the equipment must be conducted in accordance with the manufacturers and legislative requirements after inspection. Removing the installation sign/tag 'Void Warranty' for the system.

CERTIFICATE OF COMPLIANCE

INSPECTION LOG RECORD - INSTALLED SYSTEMS

Client: Vicinity Centres

Job Ref: SM12182

Site: Galleria

31-33 Catalano Road, Canning Vale 6155
CALL US: (08) 6243 3111
EMAIL: inspections@safemaster.net.au

Item No	Equipment Type& Description	Manufacturer/ Installer	Location	Commission Date	Insp Date	Next Insp Date	Complying Standards	Status	Comments
517	Access Ladder (Al)	Unknown	L13	Unknown	20/07/2018	20/07/2019	AS/NZS 1657-2018	Fail	
518	Access Ladder (Steel)	Unknown	L13	Unknown	20/07/2018	20/07/2019	AS/NZS 1657-2018	Fail	
519	Access Ladder (Al)	Unknown	L15	Unknown	20/07/2018	20/07/2019	AS/NZS 1657-2018	Fail	
520	Access Ladder (Al)	Unknown	L17	Unknown	20/07/2018	20/07/2019	AS/NZS 1657-2018	Fail	
521	Guardrail (Al)	Unknown	L20	Unknown	20/07/2018	20/07/2019	AS/NZS 1657-2018	Pass	
522	Guardrail (Al)	Safemaster	L26		20/07/2018	20/07/2019	AS/NZS 1657-2018	Pass	
523	Access Stair (Al)	Unknown	L30	Unknown	20/07/2018	20/07/2019	AS/NZS 1657-2018	Fail	Requires guardrail to both sides
524	Access Stair (Al)	Unknown	L31	Unknown	20/07/2018	20/07/2019	AS/NZS 1657-2018	Fail	Requires guardrail to both sides
525	Access Stair (Al)	Unknown	L32	Unknown	20/07/2018	20/07/2019	AS/NZS 1657-2018	Fail	Requires guardrail to both sides
526	Access Stair (Al)	Unknown	L32	Unknown	20/07/2018	20/07/2019	AS/NZS 1657-2018	Fail	Requires guardrail to both sides
527	Access Stair (Al)	Unknown	L33	Unknown	20/07/2018	20/07/2019	AS/NZS 1657-2018	Fail	Requires guardrail to both sides
528	Access Stair (Al)	Unknown	L33	Unknown	20/07/2018	20/07/2019	AS/NZS 1657-2018	Fail	Requires guardrail to both sides

All inspections are conducted in accordance with current legislation. Equipment status is deemed at the time of inspection. Maintenance and use of the equipment must be conducted in accordance with the manufacturers and legislative requirements after inspection. Removing the installation sign/tag 'Void Warranty' for the system.

CERTIFICATE OF COMPLIANCE

INSPECTION LOG RECORD - INSTALLED SYSTEMS

Client: Vicinity Centres

Job Ref: SM12182

Site: Galleria

31-33 Catalano Road, Canning Vale 6155
CALL US: (08) 6243 3111
EMAIL: inspections@safemaster.net.au

Item No	Equipment Type& Description	Manufacturer/ Installer	Location	Commission Date	Insp Date	Next Insp Date	Complying Standards	Status	Comments
529	Access Ladder (AI)	Unknown	L34	Unknown	20/07/2018	20/07/2019	AS/NZS 1657-2018	Fail	Top landing not level with rung
530	Sign-Fragile and Brittle Surface	Safemaster	L35	1/02/2018	20/07/2018	20/07/2019	AS/NZS 1319:1994	Pass	
531	Sign-Fragile and Brittle Surface	Safemaster	L35	1/02/2018	20/07/2018	20/07/2019	AS/NZS 1319:1994	Pass	
532	Sign-Fragile and Brittle Surface	Safemaster	L35	1/02/2018	20/07/2018	20/07/2019	AS/NZS 1319:1994	Pass	
533	Access Stair (AI)	Unknown	L36	Unknown	20/07/2018	20/07/2019	AS/NZS 1657-2018	Fail	
534	Sign-Roof Access	Safemaster	L37	1/02/2018	20/07/2018	20/07/2019	AS/NZS 1319:1994 AS/NZS 1891.4:2009	Pass	
535	Ladder Access Bracket	Safemaster	L37	1/02/2018	20/07/2018	20/07/2019	AS/NZS 1891.4:2009	Pass	
536	Access Strop	Safemaster	L37	1/02/2018	20/07/2018	20/07/2019	AS/NZS 1891.4:2009	Pass	
537	Sign-Fragile and Brittle Surface	Safemaster	L37	1/02/2018	20/07/2018	20/07/2019	AS/NZS 1319:1994	Pass	
538	Sign-Fragile and Brittle Surface	Safemaster	L37	1/02/2018	20/07/2018	20/07/2019	AS/NZS 1319:1994	Pass	
539	Sign-Fragile and Brittle Surface	Safemaster	L38	1/02/2018	20/07/2018	20/07/2019	AS/NZS 1319:1994	Pass	
540	Sign-Fragile and Brittle Surface	Safemaster	L38	1/02/2018	20/07/2018	20/07/2019	AS/NZS 1319:1994	Pass	

All inspections are conducted in accordance with current legislation. Equipment status is deemed at the time of inspection. Maintenance and use of the equipment must be conducted in accordance with the manufacturers and legislative requirements after inspection. Removing the installation sign/tag 'Void Warranty' for the system.

CERTIFICATE OF COMPLIANCE

INSPECTION LOG RECORD - INSTALLED SYSTEMS

Client: Vicinity Centres

Job Ref: SM12182

Site: Galleria

31-33 Catalano Road, Canning Vale 6155
CALL US: (08) 6243 3111
EMAIL: inspections@safemaster.net.au

Item No	Equipment Type& Description	Manufacturer/ Installer	Location	Commission Date	Insp Date	Next Insp Date	Complying Standards	Status	Comments
541	Sign-Fragile and Brittle Surface	Safemaster	L40	1/02/2018	20/07/2018	20/07/2019	AS/NZS 1319:1994	Pass	
542	Access Stair (AI)	Unknown	L41	Unknown	20/07/2018	20/07/2019	AS/NZS 1657-2018	Fail	Non-compliant
543	Incline Walkway	Unknown	L41	Unknown	20/07/2018	20/07/2019	AS/NZS 1657-2018	Pass	
544	Access Stair (AI)	Unknown	L42	Unknown	20/07/2018	20/07/2019	AS/NZS 1657-2018	Fail	Non-compliant
545	Incline Walkway	Unknown	L42	Unknown	20/07/2018	20/07/2019	AS/NZS 1657-2018	Pass	
546	Sign-Roof Access	Safemaster	L43	Unknown	20/07/2018	20/07/2019	AS/NZS 1319:1994 AS/NZS 1891.4:2009	Pass	
547	Landing Platform	Unknown	L43	Unknown	20/07/2018	20/07/2019	AS/NZS 1657-2018	Fail	
548	Ladder Access Bracket	Safemaster	L43	1/02/2018	20/07/2018	20/07/2019	AS/NZS 1891.4:2009	Pass	
549	Access Strop	Safemaster	L43	1/02/2018	20/07/2018	20/07/2019	AS/NZS 1891.4:2009	Pass	
550	Access Ladder (AI)	Unknown	L44	Unknown	20/07/2018	20/07/2019	AS/NZS 1657-2018	Fail	
551	Walkway	Unknown	L47	Unknown	20/07/2018	20/07/2019	AS/NZS 1657-2018	Fail	Pitch of cross slope exceeds allowable maximum
552	Vertical Access Ladder (AI) with Static Line	Unknown	L47	Unknown	20/07/2018	20/07/2019	AS/NZS 1657-2018	Fail	Top landing is too short

All inspections are conducted in accordance with current legislation. Equipment status is deemed at the time of inspection. Maintenance and use of the equipment must be conducted in accordance with the manufacturers and legislative requirements after inspection. Removing the installation sign/tag 'Void Warranty' for the system.

CERTIFICATE OF COMPLIANCE

INSPECTION LOG RECORD - INSTALLED SYSTEMS

31-33 Catalano Road, Canning Vale 6155
CALL US: (08) 6243 3111
EMAIL: inspections@safemaster.net.au

Client: Vicinity Centres

Job Ref: SM12182

Site: Galleria

Item No	Equipment Type& Description	Manufacturer/ Installer	Location	Commission Date	Insp Date	Next Insp Date	Complying Standards	Status	Comments
553	Sign-Roof Access	Safemaster	L48	Unknown	20/07/2018	20/07/2019	AS/NZS 1319:1994 AS/NZS 1891.4:2009	Pass	
554	Ladder Access Bracket	Unknown	L48	Unknown	20/07/2018	20/07/2019	AS/NZS 1891.4	Pass	
555	Access Ladder (Al)	Unknown	L49	Unknown	20/07/2018	20/07/2019	AS/NZS 1657-2018	Fail	
556	Access Ladder (Al)	Unknown	L50	Unknown	20/07/2018	20/07/2019	AS/NZS 1657-2018	Fail	
557	Guardrail (Galv)	Unknown	L50	Unknown	20/07/2018	20/07/2019	AS/NZS 1657-2018	Pass	
558	Sign-Fragile and Brittle Surface	Safemaster	L50	1/02/2018	20/07/2018	20/07/2019	AS/NZS 1319:1994	Pass	
559	Sign-Fragile and Brittle Surface	Safemaster	L50	1/02/2018	20/07/2018	20/07/2019	AS/NZS 1319:1994	Pass	
560	Sign-Fragile and Brittle Surface	Safemaster	L50	1/02/2018	20/07/2018	20/07/2019	AS/NZS 1319:1994	Pass	
561	Sign-Fragile and Brittle Surface	Safemaster	L50	1/02/2018	20/07/2018	20/07/2019	AS/NZS 1319:1994	Pass	
562	Access Ladder (Al)	Unknown	L51	Unknown	20/07/2018	20/07/2019	AS/NZS 1657-2018	Fail	
563	Guardrail (Galv)	Unknown	L51	Unknown	20/07/2018	20/07/2019	AS/NZS 1657-2018	Pass	
564	Access Ladder (Galv)	Unknown	L53	Unknown	20/07/2018	20/07/2019	AS/NZS 1657-2018	Fail	

All inspections are conducted in accordance with current legislation. Equipment status is deemed at the time of inspection. Maintenance and use of the equipment must be conducted in accordance with the manufacturers and legislative requirements after inspection. Removing the installation sign/tag 'Void Warranty' for the system.

CERTIFICATE OF COMPLIANCE

INSPECTION LOG RECORD - INSTALLED SYSTEMS

Client: Vicinity Centres

Job Ref: SM12182

Site: Galleria

31-33 Catalano Road, Canning Vale 6155
CALL US: (08) 6243 3111
EMAIL: inspections@safemaster.net.au

Item No	Equipment Type& Description	Manufacturer/ Installer	Location	Commission Date	Insp Date	Next Insp Date	Complying Standards	Status	Comments
565	Handrail (Galv)	Unknown	L53	Unknown	20/07/2018	20/07/2019	AS/NZS 1657-2018	Fail	
566	Access Stair (Galv)	Unknown	L53	Unknown	20/07/2018	20/07/2019	AS/NZS 1657-2018	Fail	
567	Access Ladder (Al)	Unknown	L54	Unknown	20/07/2018	20/07/2019	AS/NZS 1657-2018	Fail	
568	Access Ladder (Galv)	Unknown	L57	Unknown	20/07/2018	20/07/2019	AS/NZS 1657-2018	Fail	
569	Incline Walkway (Galv)	Unknown	L57	Unknown	20/07/2018	20/07/2019	AS/NZS 1657-2018	Fail	Angle too great for walkway - require stairs with change of directions
570	Caged Access Ladder (Al)	Safemaster	L57	1/02/2018	20/07/2018	20/07/2019	AS/NZS 1657-2018	Fail	Angle of walkway that ladder sits on exceeds allowable slope.
571	Access Stair (Al)	Unknown	L60	Unknown	20/07/2018	20/07/2019	AS/NZS 1657-2018	Fail	
572	Landing Platform	Unknown	L61	Unknown	20/07/2018	20/07/2019	AS/NZS 1657-2018	Fail	Requires guardrail and yellow safety nosings
573	Access Ladder (Al)	Unknown	L62	Unknown	20/07/2018	20/07/2019	AS/NZS 1657-2018	Fail	
574	Roof Access Hatch	Unknown	L62	Unknown	20/07/2018	20/07/2019	AS/NZS 1657-2018	Fail	Fits criteria for confined space
575	Access Ladder (Al)	Unknown	L63	Unknown	20/07/2018	20/07/2019	AS/NZS 1657-2018	Fail	
576	Access Stair (Al)	Unknown	L64 - Lower Level	Unknown	20/07/2018	20/07/2019	AS/NZS 1657-2018	Fail	

All inspections are conducted in accordance with current legislation. Equipment status is deemed at the time of inspection. Maintenance and use of the equipment must be conducted in accordance with the manufacturers and legislative requirements after inspection. Removing the installation sign/tag 'Void Warranty' for the system.

CERTIFICATE OF COMPLIANCE

INSPECTION LOG RECORD - INSTALLED SYSTEMS

Client: Vicinity Centres

Job Ref: SM12182

Site: Galleria

31-33 Catalano Road, Canning Vale 6155
CALL US: (08) 6243 3111
EMAIL: inspections@safemaster.net.au

Item No	Equipment Type& Description	Manufacturer/ Installer	Location	Commission Date	Insp Date	Next Insp Date	Complying Standards	Status	Comments
577	Access Stair (Al)	Unknown	L64 - Upper Level	Unknown	20/07/2018	20/07/2019	AS/NZS 1657-2018	Fail	
578	Access Ladder (Galv)	Unknown	L66	Unknown	20/07/2018	20/07/2019	AS/NZS 1657-2018	Fail	Ladder is redundant - to be removed
579	Access Stair (Al)	Unknown	L66	Unknown	20/07/2018	20/07/2019	AS/NZS 1657-2018	Fail	Requires guardrail to both sides
580	Sign-Fragile and Brittle Surfsce	Safemaster	L67	1/02/2018	20/07/2018	20/07/2019	AS/NZS 1319:1994	Pass	
581	Sign-Fragile and Brittle Surfsce	Safemaster	L67	1/02/2018	20/07/2018	20/07/2019	AS/NZS 1319:1994	Pass	
582	Sign-Fragile and Brittle Surfsce	Safemaster	L67	1/02/2018	20/07/2018	20/07/2019	AS/NZS 1319:1994	Pass	
583	Sign-Fragile and Brittle Surfsce	Safemaster	L67	1/02/2018	20/07/2018	20/07/2019	AS/NZS 1319:1994	Pass	
584	Sign-Fragile and Brittle Surfsce	Safemaster	L67	1/02/2018	20/07/2018	20/07/2019	AS/NZS 1319:1994	Pass	
585	Sign-Fragile and Brittle Surfsce	Safemaster	L67	1/02/2018	20/07/2018	20/07/2019	AS/NZS 1319:1994	Pass	
586	Sign-Fragile and Brittle Surfsce	Safemaster	L67	1/02/2018	20/07/2018	20/07/2019	AS/NZS 1319:1994	Pass	
587	Sign-Fragile and Brittle Surfsce	Safemaster	L67	1/02/2018	20/07/2018	20/07/2019	AS/NZS 1319:1994	Pass	
588	Access Ladder (Al)	Unknown	L68	Unknown	20/07/2018	20/07/2019	AS/NZS 1657-2018	Fail	

All inspections are conducted in accordance with current legislation. Equipment status is deemed at the time of inspection. Maintenance and use of the equipment must be conducted in accordance with the manufacturers and legislative requirements after inspection. Removing the installation sign/tag 'Void Warranty' for the system.

CERTIFICATE OF COMPLIANCE

INSPECTION LOG RECORD - INSTALLED SYSTEMS

Client: Vicinity Centres

Job Ref: SM12182

Site: Galleria

31-33 Catalano Road, Canning Vale 6155
CALL US: (08) 6243 3111
EMAIL: inspections@safemaster.net.au

Item No	Equipment Type& Description	Manufacturer/ Installer	Location	Commission Date	Insp Date	Next Insp Date	Complying Standards	Status	Comments
589	Access Ladder (Al)	Unknown	L69	Unknown	20/07/2018	20/07/2019	AS/NZS 1657-2018	Fail	
590	Sign-Fragile and Brittle Surfsce	Safemaster	L70	1/02/2018	20/07/2018	20/07/2019	AS/NZS 1319:1994	Pass	
591	Sign-Fragile and Brittle Surfsce	Safemaster	L70	1/02/2018	20/07/2018	20/07/2019	AS/NZS 1319:1994	Pass	
592	Sign-Fragile and Brittle Surfsce	Safemaster	L70	1/02/2018	20/07/2018	20/07/2019	AS/NZS 1319:1994	Pass	
593	Sign-Fragile and Brittle Surfsce	Safemaster	L70	1/02/2018	20/07/2018	20/07/2019	AS/NZS 1319:1994	Pass	
594	Sign-Fragile and Brittle Surfsce	Safemaster	L70	1/02/2018	20/07/2018	20/07/2019	AS/NZS 1319:1994	Pass	
595	Sign-Fragile and Brittle Surfsce	Safemaster	L70	1/02/2018	20/07/2018	20/07/2019	AS/NZS 1319:1994	Pass	
596	Sign-Fragile and Brittle Surfsce	Safemaster	L70	1/02/2018	20/07/2018	20/07/2019	AS/NZS 1319:1994	Pass	
597	Sign-Fragile and Brittle Surfsce	Safemaster	L70	1/02/2018	20/07/2018	20/07/2019	AS/NZS 1319:1994	Pass	
598	Step (Steel)	Unknown	L72	Unknown	20/07/2018	20/07/2019	AS/NZS 1657-2018	Fail	Clear width of walking surface does not meet the required minimum
599	Guardrail (Al)	Unknown	L72	Unknown	20/07/2018	20/07/2019	AS/NZS 1657-2018	Fail	Guardrail not high enough when using steps
600	Sign-Fragile and Brittle Surfsce	Safemaster	L73	1/02/2018	20/07/2018	20/07/2019	AS/NZS 1319:1994	Pass	

All inspections are conducted in accordance with current legislation. Equipment status is deemed at the time of inspection. Maintenance and use of the equipment must be conducted in accordance with the manufacturers and legislative requirements after inspection. Removing the installation sign/tag 'Void Warranty' for the system.

CERTIFICATE OF COMPLIANCE

INSPECTION LOG RECORD - INSTALLED SYSTEMS

Client: Vicinity Centres

Job Ref: SM12182

Site: Galleria

31-33 Catalano Road, Canning Vale 6155
CALL US: (08) 6243 3111
EMAIL: inspections@safemaster.net.au

Item No	Equipment Type& Description	Manufacturer/ Installer	Location	Commission Date	Insp Date	Next Insp Date	Complying Standards	Status	Comments
601	Sign-Fragile and Brittle Surfsce	Safemaster	L73	1/02/2018	20/07/2018	20/07/2019	AS/NZS 1319:1994	Pass	
602	Sign-Fragile and Brittle Surfsce	Safemaster	L73	1/02/2018	20/07/2018	20/07/2019	AS/NZS 1319:1994	Pass	
603	Sign-Fragile and Brittle Surfsce	Safemaster	L73	1/02/2018	20/07/2018	20/07/2019	AS/NZS 1319:1994	Pass	
604	Sign-EWP Access Only	Safemaster	L76	1/02/2018	20/07/2018	20/07/2019	AS/NZS 1319:1994	Pass	
605	Sign-EWP Access Only	Safemaster	L76	1/02/2018	20/07/2018	20/07/2019	AS/NZS 1319:1994	Pass	
606	Guardrail (Galv)	Unknown	L80	Unknown	20/07/2018	20/07/2019	AS/NZS 1657-2018	Fail	Requires toe boards
607	Access Ladder (Al)	Unknown	L81	Unknown	20/07/2018	20/07/2019	AS/NZS 1657-2018	Fail	Landings are non-compliant. New ladder required
608	Access Stair (Galv)	Unknown	L82	Unknown	20/07/2018	20/07/2019	AS/NZS 1657-2018	Fail	Requires guardrail to both sides
609	Vertical Access Ladder (Al) with Static Line	Unknown	L83	Unknown	20/07/2018	20/07/2019	AS/NZS 1657-2018	Fail	Landings are non-compliant. D bars require lowering
610	Guardrail (Galv)	Unknown	L84	Unknown	20/07/2018	20/07/2019	AS/NZS 1657-2018	Fail	Corner pieces are too low
611	Caged Access Ladder (Galv)	Unknown	L85	Unknown	20/07/2018	20/07/2019	AS/NZS 1657-2018	Fail	Bottom rung spacing is too small
612	Guardrail (Galv)	Unknown	L85	Unknown	20/07/2018	20/07/2019	AS/NZS 1657-2018	Fail	Non-compliant spacing of rails

All inspections are conducted in accordance with current legislation. Equipment status is deemed at the time of inspection. Maintenance and use of the equipment must be conducted in accordance with the manufacturers and legislative requirements after inspection. Removing the installation sign/tag 'Void Warranty' for the system.

CERTIFICATE OF COMPLIANCE

INSPECTION LOG RECORD - INSTALLED SYSTEMS

Client: Vicinity Centres

Job Ref: SM12182

Site: Galleria

31-33 Catalano Road, Canning Vale 6155
CALL US: (08) 6243 3111
EMAIL: inspections@safemaster.net.au

Item No	Equipment Type& Description	Manufacturer/ Installer	Location	Commission Date	Insp Date	Next Insp Date	Complying Standards	Status	Comments
613	Caged Access Ladder (Galv)	Unknown	L86	Unknown	20/07/2018	20/07/2019	AS/NZS 1657-2018	Fail	Bottom rung spacing is too small
614	Guardrail (Galv)	Unknown	L86	Unknown	20/07/2018	20/07/2019	AS/NZS 1657-2018	Fail	Non-compliant spacing of rails
615	Access Ladder (Al)	Unknown	L87	Unknown	20/07/2018	20/07/2019	AS/NZS 1657-2018	Fail	Multiple non-compliances
616	Guardrail (Galv)	Unknown	L87	Unknown	20/07/2018	20/07/2019	AS/NZS 1657-2018	Fail	Space between midrail and floor is greater then allow maximum
617	Access Ladder (Al)	Unknown	L88	Unknown	20/07/2018	20/07/2019	AS/NZS 1657-2018	Fail	Multiple non-compliances
618	Access Stair (Galv)	Unknown	L89	Unknown	20/07/2018	20/07/2019	AS/NZS 1657-2018	Fail	Requires guardrail to both sides
619	Sign-Fragile and Brittle Surfsce	Safemaster	L90	1/02/2018	20/07/2018	20/07/2019	AS/NZS 1319:1994	Pass	
620	Sign-Fragile and Brittle Surfsce	Safemaster	L90	1/02/2018	20/07/2018	20/07/2019	AS/NZS 1319:1994	Pass	
621	Sign-Fragile and Brittle Surfsce	Safemaster	L90	1/02/2018	20/07/2018	20/07/2019	AS/NZS 1319:1994	Pass	
622	Access Ladder (Al)	Unknown	L91 - Ground Level	Unknown	20/07/2018	20/07/2019	AS/NZS 1657-2018	Fail	To be tagged as "Out of Service"
623	Roof Access Hatch	Unknown	L91	Unknown	20/07/2018	20/07/2019	AS/NZS 1657-2018	Fail	To be tagged as "Out of Service"
624	Access Ladder (Al)	Unknown	L92	Unknown	20/07/2018	20/07/2019	AS/NZS 1657-2018	Fail	Bottom rung spacing too small and top rung not level with landing.

All inspections are conducted in accordance with current legislation. Equipment status is deemed at the time of inspection. Maintenance and use of the equipment must be conducted in accordance with the manufacturers and legislative requirements after inspection. Removing the installation sign/tag 'Void Warranty' for the system.

CERTIFICATE OF COMPLIANCE

INSPECTION LOG RECORD - INSTALLED SYSTEMS

Client: Vicinity Centres

Job Ref: SM12182

Site: Galleria

31-33 Catalano Road, Canning Vale 6155
CALL US: (08) 6243 3111
EMAIL: inspections@safemaster.net.au

Item No	Equipment Type& Description	Manufacturer/ Installer	Location	Commission Date	Insp Date	Next Insp Date	Complying Standards	Status	Comments
625	Access Ladder (Al)	Unknown	L93	Unknown	20/07/2018	20/07/2019	AS/NZS 1657-2018	Fail	Incorrect angle of ladder and top rung is not level with landing
626	Roof Access Hatch	Unknown	L94	Unknown	20/07/2018	20/07/2019	AS/NZS 1657-2018	Fail	To be tagged as "Out of Service"
627	Access Ladder (Al)	Unknown	L96	Unknown	20/07/2018	20/07/2019	AS/NZS 1657-2018	Fail	Bottom rung spacing too small, top landing too small and not level with rung
628	Access Ladder (Al)	Safemaster	L97	1/02/2018	20/07/2018	20/07/2019	AS/NZS 1657-2018	Pass	
629	Access Ladder (Al)	Unknown	L98	Unknown	20/07/2018	20/07/2019	AS/NZS 1657-2018	Fail	No top landing installed and bottom rung spacing too small
630	Vertical Ladder (Al) with Static Line	Unknown	L99	Unknown	20/07/2018	20/07/2019	AS/NZS 1657-2018	Fail	Top landing is too small
631	Guardrail (Al)	Unknown	L99	Unknown	20/07/2018	20/07/2019	AS/NZS 1657-2018	Fail	Guardrails are too low when user is on ladder landing
632	Mechanical Plant Platform	Unknown	L100	Unknown	20/07/2018	20/07/2019	AS/NZS 1657-2018	Fail	Requires step to provide safe access
633	Guardrail (Galv)	Unknown	L100	Unknown	20/07/2018	20/07/2019	AS/NZS 1657-2018	Pass	
634	Step (Al)	Unknown	L102	Unknown	20/07/2018	20/07/2019	AS/NZS 1657-2018	Fail	Walking surface out of line and allowed height for a single step exceeded
635	Step (Al)	Unknown	L103	Unknown	20/07/2018	20/07/2019	AS/NZS 1657-2018	Fail	Walking surface out of line and allowed height for a single step exceeded
636	Access Ladder (Al)	Unknown	L104	Unknown	20/07/2018	20/07/2019	AS/NZS 1657-2018	Fail	Bottom rung spacings too small, top landing too small and not level with rung

All inspections are conducted in accordance with current legislation. Equipment status is deemed at the time of inspection. Maintenance and use of the equipment must be conducted in accordance with the manufacturers and legislative requirements after inspection. Removing the installation sign/tag 'Void Warranty' for the system.

CERTIFICATE OF COMPLIANCE

INSPECTION LOG RECORD - INSTALLED SYSTEMS

Client: Vicinity Centres

Job Ref: SM12182

Site: Galleria

31-33 Catalano Road, Canning Vale 6155
CALL US: (08) 6243 3111
EMAIL: inspections@safemaster.net.au

Item No	Equipment Type& Description	Manufacturer/ Installer	Location	Commission Date	Insp Date	Next Insp Date	Complying Standards	Status	Comments
637	Roof Access Hatch	Unknown	L105	Unknown	20/07/2018	20/07/2019	AS/NZS 1657-2018	Fail	To be signed as "Out of Service"
638	Guardrail (Al)	Unknown	L105	Unknown	20/07/2018	20/07/2019	AS/NZS 1657-2018	Fail	Requires re-installation and bracing
639	Access Ladder (Galv)	Unknown	L105	Unknown	20/07/2018	20/07/2019	AS/NZS 1657-2018	Fail	Non-compliant
640	Sign-Fragile and Brittle Surfsce	Safemaster	L106	1/02/2018	20/07/2018	20/07/2019	AS/NZS 1319:1994	Pass	
641	Sign-Fragile and Brittle Surfsce	Safemaster	L106	1/02/2018	20/07/2018	20/07/2019	AS/NZS 1319:1994	Pass	
642	Sign-Harness Must Be Worn	Safemaster	L107	1/02/2018	20/07/2018	20/07/2019	AS/NZS 1319:1994	Pass	
643	Guardrail (Al)	Unknown	L108	Unknown	20/07/2018	20/07/2019	AS/NZS 1657-2018	Fail	Too low due to walkway thickness
644	Access Ladder (Al)	Unknown	L108	Unknown	20/07/2018	20/07/2019	AS/NZS 1657-2018	Fail	Non Compliant
645	Sign-Harness Must Be Worn	Safemaster	L109	1/02/2018	20/07/2018	20/07/2019	AS/NZS 1319:1994	Pass	
646	Access Ladder (Al)	Unknown	L110	Unknown	20/07/2018	20/07/2019	AS/NZS 1657-2018	Fail	Bottom rung spacings too small, top landng too small and not level with rung
647	Mechanical Plant Platform	Unknown	L110	Unknown	20/07/2018	20/07/2019	AS/NZS 1657-2018	Fail	Gap between platform and chillers exceeds allowable maximum
648	Guardrail (Galv)	Unknown	L110	Unknown	20/07/2018	20/07/2019	AS/NZS 1657-2018	Pass	

All inspections are conducted in accordance with current legislation. Equipment status is deemed at the time of inspection. Maintenance and use of the equipment must be conducted in accordance with the manufacturers and legislative requirements after inspection. Removing the installation sign/tag 'Void Warranty' for the system.

CERTIFICATE OF COMPLIANCE

INSPECTION LOG RECORD - INSTALLED SYSTEMS

31-33 Catalano Road, Canning Vale 6155
CALL US: (08) 6243 3111
EMAIL: inspections@safemaster.net.au

Client: Vicinity Centres

Job Ref: SM12182

Site: Galleria

Item No	Equipment Type& Description	Manufacturer/ Installer	Location	Commission Date	Insp Date	Next Insp Date	Complying Standards	Status	Comments
649	Roof Access Hatch	Unknown	L110	Unknown	20/07/2018	20/07/2019	AS/NZS 1657-2018	Fail	To be signed as "Out of Service"
650	Access Ladder (Galv)	Unknown	L110	Unknown	20/07/2018	20/07/2019	AS/NZS 1657-2018	Fail	To be signed as "Out of Service"
651	Access Stair (Galv)	Unknown	L110	Unknown	20/07/2018	20/07/2019	AS/NZS 1657-2018	Fail	To be signed as "Out of Service"
652	Step (Al)	Unknown	L111	Unknown	20/07/2018	20/07/2019	AS/NZS 1657-2018	Fail	Allowed height for a single step exceeded
653	Roof Access Hatch	Unknown	L114	Unknown	20/07/2018	20/07/2019	AS/NZS 1657-2018	Fail	Tagged as "Out of Service"
654	Access Ladder (Galv)	Unknown	L115	Unknown	20/07/2018	20/07/2019	AS/NZS 1657-2018	Fail	
655	Access Ladder (Galv)	Unknown	L116 (Cooling Tower)	Unknown	20/07/2018	20/07/2019	AS/NZS 1657-2018	Fail	
656	Parapet Crossover Ladder (Al)	Unknown	L116	Unknown	20/07/2018	20/07/2019	AS/NZS 1657-2018	Pass	
657	Access Ladder (Al)	Safemaster	L118	1/02/2018	20/07/2018	20/07/2019	AS/NZS 1657-2018	Pass	
658	Sign-Fragile and Brittle Surface	Safemaster	L119	1/02/2018	20/07/2018	20/07/2019	AS/NZS 1319:1994	Pass	
659	Access Ladder (Al)	Safemaster	L121	1/02/2018	20/07/2018	20/07/2019	AS/NZS 1657-2018	Pass	
660	Access Ladder (Al)	Safemaster	L121	1/02/2018	20/07/2018	20/07/2019	AS/NZS 1657-2018	Pass	

All inspections are conducted in accordance with current legislation. Equipment status is deemed at the time of inspection. Maintenance and use of the equipment must be conducted in accordance with the manufacturers and legislative requirements after inspection. Removing the installation sign/tag 'Void Warranty' for the system.

CERTIFICATE OF COMPLIANCE

INSPECTION LOG RECORD - INSTALLED SYSTEMS

31-33 Catalano Road, Canning Vale 6155
CALL US: (08) 6243 3111
EMAIL: inspections@safemaster.net.au

Client: Vicinity Centres

Job Ref: SM12182

Site: Galleria

Item No	Equipment Type& Description	Manufacturer/ Installer	Location	Commission Date	Insp Date	Next Insp Date	Complying Standards	Status	Comments
661	Sign-Roof Access	Safemaster	L121	1/02/2018	20/07/2018	20/07/2019	AS/NZS 1319:1994 AS/NZS 1891.4:2009	Pass	
662	Ladder Access Bracket	RIS	L122	Unknown	20/07/2018	20/07/2019	AS/NZS 1657-2018	Fail	No safe access to/egress from ladder

AUTHORISED BY: ANDREW TREEN

DATE: 13/08/2018



SIGNATURE:





All inspections are conducted in accordance with current legislation. Equipment status is deemed at the time of inspection. Maintenance and use of the equipment must be conducted in accordance with the manufacturers and legislative requirements after inspection. Removing the installation sign/tag 'Void Warranty' for the system.

ADDITIONAL FINDINGS & RECOMMENDATIONS



Table below summarises additional findings and recommendations in support of the Roof Safety Report.

No	Photo of Hazard	Details of Hazard	Details of Risk	Existing/ Immediate Control Measure	Curren t Risk Level	Proposed Permanent Solution	Residu al Risk Assess ment	Details of Action Taken	Status	Reference
184	Building: General Stores Location Reference: L02 Task: Access to the roof									
		Toe board is missing for stair landings	Trips, Slips and Falls	Awareness induction	Med	Toe board to be installed	Low	Client advised	Outstanding	OH&S REGULATIONS 3.7 AS/NZS 1657-2018 7.2.5
185	Building: General Stores Location Reference: L02 Task: Access to the roof									
		Clearance between ladder and wall is less than required minimum and no slip resistance on ladder rungs and no landing at base	Trips, Slips and Falls	Awareness induction	Med	Non-slip rung caps and warning sign to be installed	Low	Client advised	Outstanding	OH&S REGULATIONS 3.7 AS/NZS 1657-2018 7.4.5, 7.4.3.1 & 7.3.6



Roof Safety Report for
Galleria, WA 6062

No	Photo of Hazard	Details of Hazard	Details of Risk	Existing/ Immediate Control Measure	Curren t Risk Level	Proposed Permanent Solution	Residu al Risk Assess ment	Details of Action Taken	Status	Reference
186	Building: General Stores Location Reference: L02 Task: Access to the roof									
		Toe board is missing for guardrail	Trips, Slips and Falls	Awareness induction	Med	Toe board and self-closing gate to be installed	Low	Client advised	Outstanding	OH&S REGULATIONS 3.7 AS/NZS 1657-2018 4.6
187	Building: General Stores Location Reference: L05 Task: Access to the A/c units									
		No safe access to the A/c units	Trips, Slips and Falls	N/A	Low	Supply walkway to the A/c units	Low	Client advised	Outstanding	-



Roof Safety Report for
Galleria, WA 6062

No	Photo of Hazard	Details of Hazard	Details of Risk	Existing/ Immediate Control Measure	Curren t Risk Level	Proposed Permanent Solution	Residu al Risk Assess ment	Details of Action Taken	Status	Reference
188	Building: General Stores Location Reference: L05 Task: Access to the roof									
		Variation in height between walkway panels are greater than required maximum	Trips, Slips and Falls	Awareness induction	Med	High visibility safety yellow nosing's to be installed	Low	Client advised	Outstanding	OH&S REGULATIONS 3.7 AS/NZS 1657-2018 3.3.4
189	Building: General Stores Location Reference: L12 Task: Access to the roof									
		Anchor point is bent	Trips, Slips and Falls	Awareness induction	Med	Existing anchor to be replaced	Low	Client advised	Outstanding	OH&S REGULATIONS 3.55



Roof Safety Report for
Galleria, WA 6062

No	Photo of Hazard	Details of Hazard	Details of Risk	Existing/ Immediate Control Measure	Curren t Risk Level	Proposed Permanent Solution	Residu al Risk Assess ment	Details of Action Taken	Status	Reference
190	Building: General Stores Location Reference: L12 Task: Access to the roof									
		Not enough anchors installed	Trips, Slips and Falls	Awareness induction	High	Anchors to be installed	Low	Client advised	Outstanding	OH&S REGULATIONS 3.55
191	Building: General Stores Location Reference: L13 Task: Access to the roof									
		Fall arrest static line is missing and landing is less than required minimum and no slip resistance on ladder rungs	Trips, Slips and Falls	Awareness induction	Med	Fall arrest static line and warning sign for in-adequate landing and non-slip rung caps to be installed	Low	Client advised	Outstanding	OH&S REGULATIONS 3.7 & 3.11 AS/NZS 1657-2018 7.4.7 & 7.3.6



Roof Safety Report for
Galleria, WA 6062

No	Photo of Hazard	Details of Hazard	Details of Risk	Existing/ Immediate Control Measure	Curren t Risk Level	Proposed Permanent Solution	Residu al Risk Assess ment	Details of Action Taken	Status	Reference
192	Building: General Stores Location Reference: L14 Task: Access to the roof									
		Variation in height between walkway panels are greater than required maximum	Trips, Slips and Falls	Awareness induction	Med	High visibility safety yellow nosing's to be installed	Low	Client advised	Outstanding	OH&S REGULATIONS 3.7 AS/NZS 1657-2018 3.3.4
193	Building: General Stores Location Reference: L15 Task: Access to the roof									
		Variation in height between walkway panels are greater than required maximum	Trips, Slips and Falls	Awareness induction	Med	High visibility safety yellow nosing's to be installed	Low	Client advised	Outstanding	OH&S REGULATIONS 3.7 AS/NZS 1657-2018 3.3.4



Roof Safety Report for
Galleria, WA 6062

No	Photo of Hazard	Details of Hazard	Details of Risk	Existing/ Immediate Control Measure	Curren t Risk Level	Proposed Permanent Solution	Residu al Risk Assess ment	Details of Action Taken	Status	Reference
194	Building: General Stores Location Reference: L15 Task: Access to the roof									
		Gap between walkway and fall edge is less than required minimum	Trips, Slips and Falls	Awareness induction	Med	"Safety harness to be attached to anchor point" sign to be installed	Low	Client advised	Outstanding	OH&S REGULATIONS 3.7 AS/NZS 1657-2018 5.4.1
195	Building: General Stores Location Reference: L17 Task: Access to the roof									
		Non-complaint signs are present	Trips, Slips and Falls	Awareness induction	Med	Existing signs to be replaced	Low	Client advised	Outstanding	OH&S REGULATIONS 3.55 & 3.11



Roof Safety Report for
Galleria, WA 6062

No	Photo of Hazard	Details of Hazard	Details of Risk	Existing/ Immediate Control Measure	Curren t Risk Level	Proposed Permanent Solution	Residu al Risk Assess ment	Details of Action Taken	Status	Reference
196	Building: General Stores Location Reference: L17 Task: Access to the roof									
		Variation in height between walkway panels are greater than required maximum	Trips, Slips and Falls	Awareness induction	Med	High visibility safety yellow nosing's to be installed	Low	Client advised	Outstanding	OH&S REGULATIONS 3.7 AS/NZS 1657-2018 3.3.4
197	Building: General Stores Location Reference: L17 Task: Access to the A/c units									
		No safe access to the A/c units	Trips, Slips and Falls	N/A	Low	Supply walkway to the A/c units	Low	Client advised	Outstanding	-



Roof Safety Report for
Galleria, WA 6062

No	Photo of Hazard	Details of Hazard	Details of Risk	Existing/ Immediate Control Measure	Curren t Risk Level	Proposed Permanent Solution	Residu al Risk Assess ment	Details of Action Taken	Status	Reference
198	Building: General Stores Location Reference: L20 Task: Access to the roof									
		No safe access to the A/c units	Trips, Slips and Falls	N/A	Low	Supply walkway to the A/c units	Low	Client advised	Outstanding	-
199	Building: General Stores Location Reference: L21 Task: Access to the roof									
		Gap between walkway panels are greater than required maximum	Trips, Slips and Falls	Awareness induction	Med	Walkway bridge and high visibility safety yellow nosing's to be installed	Low	Client advised	Outstanding	OH&S REGULATIONS 3.7 AS/NZS 1657-2018 3.2.3.4



Roof Safety Report for
Galleria, WA 6062

No	Photo of Hazard	Details of Hazard	Details of Risk	Existing/ Immediate Control Measure	Curren t Risk Level	Proposed Permanent Solution	Residu al Risk Assess ment	Details of Action Taken	Status	Reference
200	Building: General Stores Location Reference: L22 Task: Access to the roof									
		Walkway width is less than required minimum	Trips, Slips and Falls	Awareness induction	Med	Additional walkway section to be installed	Low	Client advised	Outstanding	OH&S REGULATIONS 3.7 AS/NZS 1657-2018 5.1.3
201	Building: General Stores Location Reference: L24 Task: Access to the roof									
		Variation in height between walkway panels are greater than required maximum	Trips, Slips and Falls	Awareness induction	Med	High visibility safety yellow nosing's to be installed	Low	Client advised	Outstanding	OH&S REGULATIONS 3.7 AS/NZS 1657-2018 3.3.4



Roof Safety Report for
Galleria, WA 6062

No	Photo of Hazard	Details of Hazard	Details of Risk	Existing/ Immediate Control Measure	Curren t Risk Level	Proposed Permanent Solution	Residu al Risk Assess ment	Details of Action Taken	Status	Reference
20 2	Building: General Stores Location Reference: L24 Task: Access to the roof									
		No height safety system installed	Trips, Slips and Falls	Awareness induction	High	Ladder access bracket, ladder support platform and fall arrest anchors to be installed	Low	Client advised	Outstanding	OH&S REGULATIONS 3.55
20 3	Building: General Stores Location Reference: L29 Task: Access to the roof									
		Variation in height between roofs are greater than required maximum	Trips, Slips and Falls	Awareness induction	Med	Access ladder to be installed	Low	Client advised	Outstanding	OH&S REGULATIONS 3.7 AS/NZS 1657-2018 3.1.4



Roof Safety Report for
Galleria, WA 6062

No	Photo of Hazard	Details of Hazard	Details of Risk	Existing/ Immediate Control Measure	Curren t Risk Level	Proposed Permanent Solution	Residu al Risk Assess ment	Details of Action Taken	Status	Reference
20 4	Building: General Stores Location Reference: L32 Task: Access to the roof									
		Variation in height between walkway panels are greater than required maximum	Trips, Slips and Falls	Awareness induction	Med	High visibility safety yellow nosing's to be installed	Low	Client advised	Outstanding	OH&S REGULATIONS 3.7 AS/NZS 1657-2018 3.3.4
20 5	Building: General Stores Location Reference: L66 Task: Access to the roof									
		Variation in height between walkway panels are greater than required maximum	Trips, Slips and Falls	Awareness induction	Med	High visibility safety yellow nosing's to be installed	Low	Client advised	Outstanding	OH&S REGULATIONS 3.7 AS/NZS 1657-2018 3.3.4



Roof Safety Report for
Galleria, WA 6062

No	Photo of Hazard	Details of Hazard	Details of Risk	Existing/ Immediate Control Measure	Curren t Risk Level	Proposed Permanent Solution	Residu al Risk Assess ment	Details of Action Taken	Status	Reference
20 6	Building: General Stores Location Reference: L47 Task: Access to the roof									
		Landing is less than required minimum	Trips, Slips and Falls	Awareness induction	Med	Existing landing to be extended including handrails	Low	Client advised	Outstanding	OH&S REGULATIONS 3.7 AS/NZS 1657-2018 7.3.6
20 7	Building: General Stores Location Reference: L51 Task: Access to the roof									
		Walkway width is less than required minimum	Trips, Slips and Falls	Awareness induction	Med	Existing walkway to be removed and new walkway to be installed	Low	Client advised	Outstanding	OH&S REGULATIONS 3.7 AS/NZS 1657-2018 5.1.3



Roof Safety Report for
Galleria, WA 6062

No	Photo of Hazard	Details of Hazard	Details of Risk	Existing/ Immediate Control Measure	Curren t Risk Level	Proposed Permanent Solution	Residu al Risk Assess ment	Details of Action Taken	Status	Reference
20 8	Building: General Stores Location Reference: L51 Task: Access to the roof									
		No safe access to the A/c units	Trips, Slips and Falls	N/A	Low	Supply walkway to the A/c units	Low	Client advised	Outstanding	-
20 9	Building: General Stores Location Reference: L52 Task: Access to the roof									
		No safe access to the A/c units	Trips, Slips and Falls	N/A	Low	Supply walkway to the A/c units	Low	Client advised	Outstanding	-



Roof Safety Report for
Galleria, WA 6062

No	Photo of Hazard	Details of Hazard	Details of Risk	Existing/ Immediate Control Measure	Curren t Risk Level	Proposed Permanent Solution	Residu al Risk Assess ment	Details of Action Taken	Status	Reference
210	Building: General Stores Location Reference: L43 Task: Access to the roof									
		Existing landing is damaged	Trips, Slips and Falls	Awareness induction	Med	Landing to be replaced	Low	Client advised	Outsta nding	OH&S REGULATIONS 3.7
211	Building: General Stores Location Reference: L46 Task: Access to the roof									
		Anchor is bent	Trips, Slips and Falls	Awareness induction	Med	Anchor to be replaced	Low	Client advised	Outsta nding	OH&S REGULATIONS 3.55



Roof Safety Report for
Galleria, WA 6062

No	Photo of Hazard	Details of Hazard	Details of Risk	Existing/ Immediate Control Measure	Curren t Risk Level	Proposed Permanent Solution	Residu al Risk Assess ment	Details of Action Taken	Status	Reference
212	Building: General Stores Location Reference: L61 Task: Restrict access to the roof									
		No height safety system installed	Trips, Slips and Falls	Awareness induction	High	EWP Access Only signs to be installed	Low	Client advised	Outstanding	OH&S REGULATIONS 3.55 & 3.11
213	Building: General Stores Location Reference: L63 Task: Access to the roof									
		Bottom rung height is less than required minimum	Trips, Slips and Falls	Awareness induction	Med	Landing platform to be installed	Low	Client advised	Outstanding	OH&S REGULATIONS 3.7 AS/NZS 1657-2018 7.4.3.4



Roof Safety Report for
Galleria, WA 6062

No	Photo of Hazard	Details of Hazard	Details of Risk	Existing/ Immediate Control Measure	Curren t Risk Level	Proposed Permanent Solution	Residu al Risk Assess ment	Details of Action Taken	Status	Reference
214	Building: General Stores Location Reference: L93 Task: Access to the A/c unit									
		No safe access to the A/c units	Trips, Slips and Falls	N/A	Low	Supply walkway to the A/c units	Low	Client advised	Outstanding	-
215	Building: General Stores Location Reference: L92 Task: Access to the roof									
		Bottom rung height is less than required minimum and top rung not levelled with landing	Trips, Slips and Falls	Awareness induction	Med	Existing ladder to be re-installed with landing platforms and brackets	Low	Client advised	Outstanding	OH&S REGULATIONS 3.7 AS/NZS 1657-2018 7.4.3.4 & 7.4.3.3



Roof Safety Report for
Galleria, WA 6062

No	Photo of Hazard	Details of Hazard	Details of Risk	Existing/ Immediate Control Measure	Curren t Risk Level	Proposed Permanent Solution	Residu al Risk Assess ment	Details of Action Taken	Status	Reference
216	Building: General Stores Location Reference: L92 Task: Access to the roof									
		Variation in height between walkway panels are greater than required maximum	Trips, Slips and Falls	Awareness induction	Med	High visibility safety yellow nosing's to be installed	Low	Client advised	Outstanding	OH&S REGULATIONS 3.7 AS/NZS 1657-2018 3.3.4
217	Building: General Stores Location Reference: L92 Task: Access to the roof									
		Gap between walkway panels are greater than required maximum	Trips, Slips and Falls	Awareness induction	Med	Checker plate to be installed	Low	Client advised	Outstanding	OH&S REGULATIONS 3.7 AS/NZS 1657-2018 3.2.3.4



Roof Safety Report for
Galleria, WA 6062

No	Photo of Hazard	Details of Hazard	Details of Risk	Existing/ Immediate Control Measure	Curren t Risk Level	Proposed Permanent Solution	Residu al Risk Assess ment	Details of Action Taken	Status	Reference
218	Building: General Stores Location Reference: L94 Task: Access to the roof									
		Gap between walkway and fall edge is less than required minimum	Trips, Slips and Falls	Awareness induction	Med	"Safety Harness to be attached to anchor point" sign to be installed	Low	Client advised	Outstanding	OH&S REGULATIONS 3.7 AS/NZS 1657-2018 5.4.1
219	Building: General Stores Location Reference: L94 Task: Access to the roof									
		Variation in height between walkway panels are greater than required maximum	Trips, Slips and Falls	Awareness induction	Med	High visibility safety yellow nosing's to be installed	Low	Client advised	Outstanding	OH&S REGULATIONS 3.7 AS/NZS 1657-2018 3.3.4



Roof Safety Report for
Galleria, WA 6062

No	Photo of Hazard	Details of Hazard	Details of Risk	Existing/ Immediate Control Measure	Curren t Risk Level	Proposed Permanent Solution	Residu al Risk Assess ment	Details of Action Taken	Status	Reference
220	Building: General Stores Location Reference: L96 Task: Access to the roof									
		Variation in height between walkway panels are greater than required maximum	Trips, Slips and Falls	Awareness induction	Med	High visibility safety yellow nosing's to be installed	Low	Client advised	Outstanding	OH&S REGULATIONS 3.7 AS/NZS 1657-2018 3.3.4
221	Building: General Stores Location Reference: L96 Task: Access to the roof									
		Bottom rung heights are less than required minimum, landing is less than required minimum and handrail projecting towards the user	Trips, Slips and Falls	Awareness induction	Med	Existing ladder to be removed and new ladder to be installed	Low	Client advised	Outstanding	OH&S REGULATIONS 3.7 AS/NZS 1657-2018 7.4.3.4, 7.3.6 & 7.4.8.5



Roof Safety Report for
Galleria, WA 6062

No	Photo of Hazard	Details of Hazard	Details of Risk	Existing/ Immediate Control Measure	Curren t Risk Level	Proposed Permanent Solution	Residu al Risk Assess ment	Details of Action Taken	Status	Reference
22 2	Building: General Stores Location Reference: L98 Task: Access to the roof									
		Variation in height between walkway panels are greater than required maximum	Trips, Slips and Falls	Awareness induction	Med	High visibility safety yellow nosing's to be installed	Low	Client advised	Outstanding	OH&S REGULATIONS 3.7 AS/NZS 1657-2018 3.3.4
22 3	Building: General Stores Location Reference: L98 Task: Access to the roof									
		Damaged anchor points(x2) are present	Trips, Slips and Falls	Awareness induction	High	New anchor points to be installed	Low	Client advised	Outstanding	OH&S REGULATIONS 3.55



Roof Safety Report for
Galleria, WA 6062

No	Photo of Hazard	Details of Hazard	Details of Risk	Existing/ Immediate Control Measure	Curren t Risk Level	Proposed Permanent Solution	Residu al Risk Assess ment	Details of Action Taken	Status	Reference
22 4	Building: General Stores Location Reference: L99 Task: Access to the roof									
		Damaged anchor points(x2) are present	Trips, Slips and Falls	Awareness induction	High	New anchor points to be installed	Low	Client advised	Outsta nding	OH&S REGULATIONS 3.55
22 5	Building: General Stores Location Reference: L100 Task: Access to the roof									
		Variation in height between walkway panels are greater than required maximum	Trips, Slips and Falls	Awareness induction	Med	High visibility safety yellow nosing's to be installed	Low	Client advised	Outsta nding	OH&S REGULATIONS 3.7 AS/NZS 1657- 2018 3.3.4



Roof Safety Report for
Galleria, WA 6062

No	Photo of Hazard	Details of Hazard	Details of Risk	Existing/ Immediate Control Measure	Curren t Risk Level	Proposed Permanent Solution	Residu al Risk Assess ment	Details of Action Taken	Status	Reference
22 6	Building: General Stores Location Reference: L100 Task: Access to the roof									
		Variation in height between walkway panels are greater than required maximum	Trips, Slips and Falls	Awareness induction	Med	High visibility safety yellow nosing's to be installed	Low	Client advised	Outstanding	OH&S REGULATIONS 3.7 AS/NZS 1657-2018 3.3.4
22 7	Building: General Stores Location Reference: L100 Task: Access to the roof									
		Damaged walkway is present	Trips, Slips and Falls	Awareness induction	Med	Damaged walkway section to be replaced	Low	Client advised	Outstanding	OH&S REGULATIONS 3.7



Roof Safety Report for
Galleria, WA 6062

No	Photo of Hazard	Details of Hazard	Details of Risk	Existing/ Immediate Control Measure	Curren t Risk Level	Proposed Permanent Solution	Residu al Risk Assess ment	Details of Action Taken	Status	Reference
22 8	Building: General Stores Location Reference: L105 Task: Access to the A/c units									
		No safe access to the A/c units	Trips, Slips and Falls	N/A	Low	Supply walkway to the A/c units	Low	Client advised	Outstanding	-
22 9	Building: General Stores Location Reference: L104 Task: Access to the roof									
		Bottom rung heights are less than required minimum, landing is less than required minimum and handrail projecting towards the user	Trips, Slips and Falls	Awareness induction	Med	Existing ladder to be removed and new ladder to be installed	Low	Client advised	Outstanding	OH&S REGULATIONS 3.7 AS/NZS 1657-2018 7.4.3.4, 7.3.6 & 7.4.8.5



Roof Safety Report for
Galleria, WA 6062

No	Photo of Hazard	Details of Hazard	Details of Risk	Existing/ Immediate Control Measure	Curren t Risk Level	Proposed Permanent Solution	Residu al Risk Assess ment	Details of Action Taken	Status	Reference
230	Building: General Stores Location Reference: L106 Task: Access to the roof									
		No safe access to the anchors	Trips, Slips and Falls	Awareness induction	Med	Access ladder to be installed	Low	Client advised	Outstanding	OH&S REGULATIONS 3.7 AS/NZS 1657-2018 3.1.4
231	Building: General Stores Location Reference: L109 Task: Access to the roof									
		Damaged anchor point (x1) is present	Trips, Slips and Falls	Awareness induction	High	New anchor point to be installed	Low	Client advised	Outstanding	OH&S REGULATIONS 3.55



Roof Safety Report for
Galleria, WA 6062

No	Photo of Hazard	Details of Hazard	Details of Risk	Existing/ Immediate Control Measure	Curren t Risk Level	Proposed Permanent Solution	Residu al Risk Assess ment	Details of Action Taken	Status	Reference
23 2	Building: General Stores Location Reference: L110 Task: Access to the A/c units									
		No safe access to the A/c units	Trips, Slips and Falls	N/A	Low	Supply walkway to the A/c units	Low	Client advised	Outstanding	-
23 3	Building: General Stores Location Reference: L110 Task: Access to the roof									
		Damaged anchor point (x1) is present	Trips, Slips and Falls	Awareness induction	High	New anchor point to be installed	Low	Client advised	Outstanding	OH&S REGULATIONS 3.55



Roof Safety Report for
Galleria, WA 6062

No	Photo of Hazard	Details of Hazard	Details of Risk	Existing/ Immediate Control Measure	Curren t Risk Level	Proposed Permanent Solution	Residu al Risk Assess ment	Details of Action Taken	Status	Reference
23 4	Building: General Stores Location Reference: L114 Task: Access to the A/c units									
		No safe access to the A/c units	Trips, Slips and Falls	N/A	Low	Supply walkway to the A/c units	Low	Client advised	Outstanding	-
23 5	Building: General Stores Location Reference: L114 Task: Access to the roof									
		Variation in height between walkway panels are greater than required maximum	Trips, Slips and Falls	Awareness induction	Med	High visibility safety yellow nosing's to be installed	Low	Client advised	Outstanding	OH&S REGULATIONS 3.7 AS/NZS 1657-2018 3.3.4



Roof Safety Report for
Galleria, WA 6062

No	Photo of Hazard	Details of Hazard	Details of Risk	Existing/ Immediate Control Measure	Curren t Risk Level	Proposed Permanent Solution	Residu al Risk Assess ment	Details of Action Taken	Status	Reference
23 6	Building: General Stores Location Reference: L115 Task: Access to the A/c units									
		No safe access to the A/c units	Trips, Slips and Falls	N/A	Low	Supply walkway to the A/c units	Low	Client advised	Outstanding	-
23 7	Building: General Stores Location Reference: L118 Task: Access to the roof									
		Variation in height between walkway panels are greater than required maximum	Trips, Slips and Falls	Awareness induction	Med	High visibility safety yellow nosing's to be installed	Low	Client advised	Outstanding	OH&S REGULATIONS 3.7 AS/NZS 1657-2018 3.3.4



Roof Safety Report for
Galleria, WA 6062

No	Photo of Hazard	Details of Hazard	Details of Risk	Existing/ Immediate Control Measure	Curren t Risk Level	Proposed Permanent Solution	Residu al Risk Assess ment	Details of Action Taken	Status	Reference
23 8	Building: General Stores Location Reference: L88 Task: Access to the roof									
		Damaged anchor point (x1) is present	Trips, Slips and Falls	Awareness induction	High	New anchor point to be installed	Low	Client advised	Outstanding	OH&S REGULATIONS 3.55
23 9	Building: General Stores Location Reference: L88 Task: Access to the roof									
		Damaged anchor point (x1) is present	Trips, Slips and Falls	Awareness induction	High	New anchor point to be installed	Low	Client advised	Outstanding	OH&S REGULATIONS 3.55



Roof Safety Report for
Galleria, WA 6062

No	Photo of Hazard	Details of Hazard	Details of Risk	Existing/ Immediate Control Measure	Curren t Risk Level	Proposed Permanent Solution	Residu al Risk Assess ment	Details of Action Taken	Status	Reference
240	Building: General Stores Location Reference: L86 Task: Access to the roof									
		Ladder cage height is greater than required maximum and bottom rung height is greater than required maximum	Trips, Slips and Falls	Awareness induction	Med	Cage and landing at base including handrail to be installed	Low	Client advised	Outstanding	OH&S REGULATIONS 3.7 AS/NZS 1657-2018 7.4.7 & 7.4.3.4
241	Building: General Stores Location Reference: L81 Task: Access to the roof									
		Variation in height between walkway panels are greater than required maximum	Trips, Slips and Falls	Awareness induction	Med	High visibility safety yellow nosing's to be installed	Low	Client advised	Outstanding	OH&S REGULATIONS 3.7 AS/NZS 1657-2018 3.3.4



Roof Safety Report for
Galleria, WA 6062

No	Photo of Hazard	Details of Hazard	Details of Risk	Existing/ Immediate Control Measure	Curren t Risk Level	Proposed Permanent Solution	Residu al Risk Assess ment	Details of Action Taken	Status	Reference
24 2	Building: General Stores Location Reference: L.64 Task: Access to the roof									
		Variation in height between walkway panels are greater than required maximum	Trips, Slips and Falls	Awareness induction	Med	Checker plate for junction and High visibility safety yellow nosing's to be installed	Low	Client advised	Outstanding	OH&S REGULATIONS 3.7 AS/NZS 1657-2018 3.3.4
24 3	Building: General Stores Location Reference: L.82 Task: Access to the roof									
		Variation in height between walkway panels are greater than required maximum	Trips, Slips and Falls	Awareness induction	Med	Checker plate for junction and High visibility safety yellow nosing's to be installed	Low	Client advised	Outstanding	OH&S REGULATIONS 3.7 AS/NZS 1657-2018 3.3.4



Roof Safety Report for
Galleria, WA 6062

No	Photo of Hazard	Details of Hazard	Details of Risk	Existing/ Immediate Control Measure	Curren t Risk Level	Proposed Permanent Solution	Residu al Risk Assess ment	Details of Action Taken	Status	Reference
24 4	Building: General Stores Location Reference: L71 Task: Access to the roof									
		Variation in height between walkway panels are greater than required maximum	Trips, Slips and Falls	Awareness induction	Med	Checker plate for junction and High visibility safety yellow nosing's to be installed	Low	Client advised	Outsta nding	OH&S REGULATIONS 3.7 AS/NZS 1657- 2018 3.3.4
24 5	Building: General Stores Location Reference: L68 Task: Access to the roof									
		Variation in height between walkway panels are greater than required maximum	Trips, Slips and Falls	Awareness induction	Med	Checker plate for junction and High visibility safety yellow nosing's to be installed	Low	Client advised	Outsta nding	OH&S REGULATIONS 3.7 AS/NZS 1657- 2018 3.3.4


Roof Safety Report for
Galleria, WA 6062

No	Photo of Hazard	Details of Hazard	Details of Risk	Existing/ Immediate Control Measure	Curren t Risk Level	Proposed Permanent Solution	Residu al Risk Assess ment	Details of Action Taken	Status	Reference
24 6	Building: General Stores Location Reference: L68 Task: Access to the roof									
		Variation in height between walkway panels are greater than required maximum	Trips, Slips and Falls	Awareness induction	Med	Checker plate for junction and High visibility safety yellow nosing's to be installed	Low	Client advised	Outsta nding	OH&S REGULATIONS 3.7 AS/NZS 1657- 2018 3.3.4
24 7	Building: General Stores Location Reference: L79 Task: Access to the roof									
		Duct protruding over the walkway path	Trips, Slips and Falls	Awareness induction	Med	Additional walkway section to be installed	Low	Client advised	Outsta nding	OH&S REGULATIONS 3.7 AS/NZS 1657- 2018 3.1.5

Roof Safety Report for
Galleria, WA 6062

No	Photo of Hazard	Details of Hazard	Details of Risk	Existing/ Immediate Control Measure	Curren t Risk Level	Proposed Permanent Solution	Residu al Risk Assess ment	Details of Action Taken	Status	Reference
24 8	Building: General Stores Location Reference: L79 Task: Access to the roof									
		Variation in height between walkway and adjacent surface is greater than required maximum	Trips, Slips and Falls	Awareness induction	Med	Walkway to be re-installed with handrail and additional walkway sections	Low	Client advised	Outstanding	OH&S REGULATIONS 3.7 AS/NZS 1657-2018 5.4.1
24 9	Building: General Stores Location Reference: L122 Task: Access to the roof									
		No safe access to the roof	Trips, Slips and Falls	Awareness induction	Med	Ladder dock and mini ladder including landing platforms and handrail to be installed	Low	Client advised	Outstanding	OH&S REGULATIONS 3.7 AS/NZS 1657-2018 3.1.4

Roof Safety Report for
Galleria, WA 6062

No	Photo of Hazard	Details of Hazard	Details of Risk	Existing/ Immediate Control Measure	Curren t Risk Level	Proposed Permanent Solution	Residu al Risk Assess ment	Details of Action Taken	Status	Reference
25 0	Building: General Stores Location Reference: L122 Task: Access to the roof									
		Brittle roof sections are present and no safe access around A/c units	Trips, Slips and Falls	Awareness induction	High	Brittle and Fragile roof signs including handrail around A/c units to be installed	Low	Client advised	Outstanding	OH&S REGULATIONS 3.57 & 3.7

**Safemaster Safety Products**

31-33 Catalano Road, Canning Vale WA 6155

PO Box 1373 Canning Vale WA 6970

Ph: (08) 6243 3111

Fax: (08) 9456 5014

Email: info@safemaster.net.au

Web: www.safemaster.net.au