

# Roof Safety Report

**Warnbro Centre, WA 6169**

Prepared By: Safemaster Safety Products  
Date: 17 July 2018

### **CONFIDENTIALITY/SECURITY**

Information obtained from and about Warnbro Centre, WA in the course of the roof safety systems inspections and recertification's will be treated as strictly confidential. This information will only be used in the compilation and presentation of this report to Warnbro Centre, WA and not to any other source.

### **DISCLAIMER**

Judgements as to the suitability of information herein for the client's purposes are necessarily the client's responsibility. This report does not constitute legal advice. Therefore, although reasonable care has been taken in the preparation of such information, Safemaster Safety Products extends no warranties, makes no representation and assumes no responsibility as to the accuracy or suitability of such information for application to the client's intended purposes or for consequences of its use.

### **CONTACT THE INSPECTOR**

Should you have any difficulty in understanding anything outlined within this report then you should immediately contact the inspector and have the matter explained to you.  
If you have any questions at all or require any clarification then contact the inspector prior to acting on this report.

The recertification report was carried out by:

Andrew Treen (Safemaster Safety Products)  
33 Catalano Road, Canning Vale 6155  
PH: (08) 6243 3111 EMAIL: [inspections@safemaster.net.au](mailto:inspections@safemaster.net.au)

Signed for and on behalf of Safemaster Safety Products:



**Andrew Treen (Recertification Technician)**

Roof Safety Report for  
**Warnbro Centre, WA 6169**

---

CLIENT	BUILDINGS INSPECTED	SYSTEMS INSPECTED
Vicinity Centres	Warnbro Centre 206 Warnbro Sound Avenue, Warnbro WA 6169	Signage Anchor Points Ladder Bracket Landings Hatch Guardrail Ladder Stair Static Line Mechanical Platform Roof Walkway A/C Safe Working Platform

---

**DATE OF INSPECTION**

10-07-2018

**INSPECTION METHODOLOGY**

The inspection has been carried out by Safemaster's team of competent inspectors trained in RIIWHS204D & PUAEQU001B to evaluate the roof safety system on Warnbro Centre, WA buildings.

The inspection is based on:

- OSH Regs. 1996
- Managing the Risk of Falls at the Workplace
- AS/NZS 1891:2009 (Series)- Industrial Fall Arrest Systems and Devices
- AS/NZS 1319:1994 'Safety Signs for the Occupational Environment'
- AS/NZS 1657:2013 'Fixed Platforms, Walkways, Stairways and Ladders- Design, Construction and Installation'

**TESTING INSTRUMENT**

Product: HILTI Tester



# Inspection Log

# CERTIFICATE OF COMPLIANCE

## INSPECTION LOG RECORD - INSTALLED SYSTEMS

31-33 Catalano Road, Canning Vale 6155  
CALL US: (08) 6243 3111  
EMAIL: [inspections@safemaster.net.au](mailto:inspections@safemaster.net.au)

**Client:** Vicinity Centres

**Job Ref:** SM12182

**Site:** Warnbro Centre

Item No	Equipment Type& Description	Manufacturer/ Installer	Location	Commission Date	Insp Date	Next Insp Date	Complying Standards	Status	Comments
1	Step Ladder (Galv)	Unknown	L1 - Ground Floor	Unknown	10/07/2018	10/07/2019	AS/NZS 1657:2018	Pass	
2	Roof Access Hatch	Safemaster	L1	29/05/2017	10/07/2018	10/07/2019	AS/NZS 1657:2018	Pass	
3	Access Signage	Safemaster	L1	6/05/2016	10/07/2018	10/07/2019	AS1319:1994 AS1891.4-2009	Pass	
4	Access Ladder (Galv)	Unknown	L1 - Roof Level	Unknown	10/07/2018	10/07/2019	AS/NZS 1657:2018	Pass	
5	Guardrail (Al)	Unknown	L1 - Roof Level	Unknown	10/07/2018	10/07/2019	AS/NZS 1657:2018	Pass	
6	Access Ladder (Al)	Safemaster	L2	29/05/2017	10/07/2018	10/07/2019	AS/NZS 1657:2018	Pass	
7	Ladder Access Bracket	Safemaster	L3	1/02/2012	10/07/2018	10/07/2019	AS/NZS 1891.4	Pass	
8	Low Pro Anchor Point	Safemaster	L3	1/02/2012	10/07/2018	10/07/2019	AS1891.4:2009	Pass	
9	Low Pro Anchor Point	Safemaster	L3	1/02/2012	10/07/2018	10/07/2019	AS1891.4:2009	Pass	
10	Low Pro Anchor Point	Safemaster	L3	1/02/2012	10/07/2018	10/07/2019	AS1891.4:2009	Pass	
11	Low Pro Anchor Point	Safemaster	L3	1/02/2012	10/07/2018	10/07/2019	AS1891.4:2009	Pass	

All inspections are conducted in accordance with current legislation. Equipment status is deemed at the time of inspection. Maintenance and use of the equipment must be conducted in accordance with the manufacturers and legislative requirements after inspection. Removing the installation sign/tag 'Void Warranty' for the system.

# CERTIFICATE OF COMPLIANCE

## INSPECTION LOG RECORD - INSTALLED SYSTEMS

31-33 Catalano Road, Canning Vale 6155  
CALL US: (08) 6243 3111  
EMAIL: [inspections@safemaster.net.au](mailto:inspections@safemaster.net.au)

**Client:** Vicinity Centres

**Job Ref:** SM12182

**Site:** Warnbro Centre

Item No	Equipment Type& Description	Manufacturer/ Installer	Location	Commission Date	Insp Date	Next Insp Date	Complying Standards	Status	Comments
12	Low Pro Anchor Point	Safemaster	L3	1/02/2012	10/07/2018	10/07/2019	AS1891.4:2009	Pass	
13	Access Signage	Safemaster	L3	6/05/2016	10/07/2018	10/07/2019	AS1319:1994 AS1891.4-2009	Pass	
14	Access Signage	Safemaster	L4	6/05/2016	10/07/2018	10/07/2019	AS1319:1994 AS1891.4-2009	Pass	
15	Guardrail (Galv)	Unknown	L4	Unknown	10/07/2018	10/07/2019	AS/NZS 1657:2018	Pass	
16	Access Ladder (Al)	Safemaster	L5	29/05/2017	10/07/2018	10/07/2019	AS/NZS 1657:2018	Pass	
17	Guardrail	Safemaster	L5	29/05/2017	10/07/2018	10/07/2019	AS/NZS 1657:2018	Pass	
18	Low Head Room Signage	Safemaster	L6	29/05/2017	10/07/2018	10/07/2019	AS1319:1994 AS1891.4-2009	Pass	
19	Access Ladder (Al)	Safemaster	L7	29/05/2017	10/07/2018	10/07/2019	AS/NZS 1657:2018	Pass	
20	Ladder Access Bracket	Safemaster	L8	1/02/2012	10/07/2018	10/07/2019	AS/NZS 1891.4	Pass	
21	Low Pro Anchor Point	Safemaster	L8	1/02/2012	10/07/2018	10/07/2019	AS1891.4:2009	Pass	
22	Surface Mount Anchor Point	Safemaster	L8	1/02/2012	10/07/2018	10/07/2019	AS1891.4:2009	Pass	

All inspections are conducted in accordance with current legislation. Equipment status is deemed at the time of inspection. Maintenance and use of the equipment must be conducted in accordance with the manufacturers and legislative requirements after inspection. Removing the installation sign/tag 'Void Warranty' for the system.



# CERTIFICATE OF COMPLIANCE

## INSPECTION LOG RECORD - INSTALLED SYSTEMS

31-33 Catalano Road, Canning Vale 6155  
CALL US: (08) 6243 3111  
EMAIL: [inspections@safemaster.net.au](mailto:inspections@safemaster.net.au)

**Client:** Vicinity Centres

**Job Ref:** SM12182

**Site:** Warnbro Centre

Item No	Equipment Type& Description	Manufacturer/ Installer	Location	Commission Date	Insp Date	Next Insp Date	Complying Standards	Status	Comments
23	Purlin Fix Anchor Point	Safemaster	L8	29/05/2017	10/07/2018	10/07/2019	AS1891.4:2009	Pass	
24	Access Signage	Safemaster	L8	6/05/2016	10/07/2018	10/07/2019	AS1319:1994 AS1891.4-2009	Pass	
25	Ladder Access Bracket	Unknown	L9	Unknown	10/07/2018	10/07/2019	AS/NZS 1891.4	Pass	
26	Low Pro Anchor Point	Safemaster	L9	1/02/2012	10/07/2018	10/07/2019	AS1891.4:2009	Pass	
27	Low Pro Anchor Point	Safemaster	L9	1/02/2012	10/07/2018	10/07/2019	AS1891.4:2009	Pass	
28	Low Pro Anchor Point	Safemaster	L9	1/02/2012	10/07/2018	10/07/2019	AS1891.4:2009	Pass	
29	Low Pro Anchor Point	Safemaster	L9	1/02/2012	10/07/2018	10/07/2019	AS1891.4:2009	Pass	
30	Low Pro Anchor Point	Safemaster	L9	1/02/2012	10/07/2018	10/07/2019	AS1891.4:2009	Pass	
31	Access Signage	Safemaster	L9	6/05/2016	10/07/2018	10/07/2019	AS1319:1994 AS1891.4-2009	Pass	
32	EWP Access only Signage	Safemaster	L10	29/05/2017	10/07/2018	10/07/2019	AS1319:1994 AS1891.4-2009	Pass	
33	Access Ladder (AL)	Safemaster	L11	29/05/2017	10/07/2018	10/07/2019	AS/NZS 1657:2018	Pass	

All inspections are conducted in accordance with current legislation. Equipment status is deemed at the time of inspection. Maintenance and use of the equipment must be conducted in accordance with the manufacturers and legislative requirements after inspection. Removing the installation sign/tag 'Void Warranty' for the system.

# CERTIFICATE OF COMPLIANCE

## INSPECTION LOG RECORD - INSTALLED SYSTEMS

31-33 Catalano Road, Canning Vale 6155  
CALL US: (08) 6243 3111  
EMAIL: inspections@safemaster.net.au

**Client:** Vicinity Centres

**Job Ref:** SM12182

**Site:** Warnbro Centre

Item No	Equipment Type& Description	Manufacturer/ Installer	Location	Commission Date	Insp Date	Next Insp Date	Complying Standards	Status	Comments
34	Access Ladder (AI)	Safemaster	L12	29/05/2017	10/07/2018	10/07/2019	AS/NZS 1657:2018	Fail	Clause 7.3.6 & Clause 7.4.8.4
35	Access Ladder (AI)	Unknown	L13	Unknown	10/07/2018	10/07/2019	AS/NZS 1657:2018	Fail	Clause 7.3.6 & Clause 7.4.8.4
36	Access Signage	Safemaster	L13	6/05/2016	10/07/2018	10/07/2019	AS1319:1994 AS1891.4-2009	Pass	
37	Access Ladder (AI)	Unknown	L14	Unknown	10/07/2018	10/07/2019	AS/NZS 1657-1992	Pass	
38	Harness to be worn Signage	Safemaster	L15	29/05/2017	10/07/2018	10/07/2019	AS1319:1994 AS1891.4-2009	Pass	
39	Horizontal Static Line	Safemaster	L16	29/05/2017	10/07/2018	10/07/2019	AS1891.4:2009	Pass	
40	Surface Mount Anchor Point with Strop	Safemaster	L16	29/05/2017	10/07/2018	10/07/2019	AS1891.4:2009	Pass	
41	Ladder Access Bracket	Safemaster	L16	29/05/2017	10/07/2018	10/07/2019	AS1891.4:2009	Pass	
42	Access Signage	Safemaster	L16	29/05/2017	10/07/2018	10/07/2019	AS1319:1994 AS1891.4-2009	Pass	
43	Horizontal Static Line	Safemaster	L17	29/05/2017	10/07/2018	10/07/2019	AS1891.4:2009	Pass	
44	Surface Mount Anchor Point with Strop	Safemaster	L17	29/05/2017	10/07/2018	10/07/2019	AS1891.4:2009	Pass	

All inspections are conducted in accordance with current legislation. Equipment status is deemed at the time of inspection. Maintenance and use of the equipment must be conducted in accordance with the manufacturers and legislative requirements after inspection. Removing the installation sign/tag 'Void Warranty' for the system.



# CERTIFICATE OF COMPLIANCE

## INSPECTION LOG RECORD - INSTALLED SYSTEMS

31-33 Catalano Road, Canning Vale 6155  
CALL US: (08) 6243 3111  
EMAIL: [inspections@safemaster.net.au](mailto:inspections@safemaster.net.au)

**Client:** Vicinity Centres

**Job Ref:** SM12182

**Site:** Warnbro Centre

Item No	Equipment Type& Description	Manufacturer/ Installer	Location	Commission Date	Insp Date	Next Insp Date	Complying Standards	Status	Comments
45	Ladder Access Bracket	Safemaster	L17	29/05/2017	10/07/2018	10/07/2019	AS1891.4:2009	Pass	
46	Access Signage	Safemaster	L17	29/05/2017	10/07/2018	10/07/2019	AS1319:1994 AS1891.4-2009	Pass	
47	Fargile Roof Signage	Safemaster	L18	29/05/2017	10/07/2018	10/07/2019	AS1319:1994 AS1891.4-2009	Pass	
48	Fargile Roof Signage	Safemaster	L19	29/05/2017	10/07/2018	10/07/2019	AS1319:1994 AS1891.4-2009	Pass	
49	Low Pro Anchor Point	Safemaster	L22	1/02/2012	10/07/2018	10/07/2019	AS1891.4:2009	Pass	
50	Low Pro Anchor Point	Safemaster	L22	1/02/2012	10/07/2018	10/07/2019	AS1891.4:2009	Pass	
51	Low Pro Anchor Point	Safemaster	L22	1/02/2012	10/07/2018	10/07/2019	AS1891.4:2009	Pass	
52	Low Pro Anchor Point	Safemaster	L22	1/02/2012	10/07/2018	10/07/2019	AS1891.4:2009	Pass	
53	Low Pro Anchor Point	Safemaster	L22	1/02/2012	10/07/2018	10/07/2019	AS1891.4:2009	Pass	
54	Low Pro Anchor Point	Safemaster	L22	1/02/2012	10/07/2018	10/07/2019	AS1891.4:2009	Pass	
55	Low Pro Anchor Point	Safemaster	L22	1/02/2012	10/07/2018	10/07/2019	AS1891.4:2009	Pass	

All inspections are conducted in accordance with current legislation. Equipment status is deemed at the time of inspection. Maintenance and use of the equipment must be conducted in accordance with the manufacturers and legislative requirements after inspection. Removing the installation sign/tag 'Void Warranty' for the system.

# CERTIFICATE OF COMPLIANCE

## INSPECTION LOG RECORD - INSTALLED SYSTEMS

**Client:** Vicinity Centres

**Job Ref:** SM12182

**Site:** Warnbro Centre

31-33 Catalano Road, Canning Vale 6155  
CALL US: (08) 6243 3111  
EMAIL: [inspections@safemaster.net.au](mailto:inspections@safemaster.net.au)

Item No	Equipment Type& Description	Manufacturer/ Installer	Location	Commission Date	Insp Date	Next Insp Date	Complying Standards	Status	Comments
56	Low Pro Anchor Point	Safemaster	L22	1/02/2012	10/07/2018	10/07/2019	AS1891.4:2009	Pass	
57	Low Pro Anchor Point	Safemaster	L22	1/02/2012	10/07/2018	10/07/2019	AS1891.4:2009	Pass	
58	Surface Mount Anchor Point with Strop	Safemaster	L22	29/05/2017	10/07/2018	10/07/2019	AS1891.4:2009	Pass	
59	Ladder Access Bracket	Safemaster	L22	29/05/2017	10/07/2018	10/07/2019	AS1891.4:2009	Pass	
60	Access Signage	Safemaster	L22	29/05/2017	10/07/2018	10/07/2019	AS1319:1994 AS1891.4-2009	Pass	
61	Surface Mount Anchor Point with Strop	Safemaster	L23 & L24	1/02/2012	10/07/2018	10/07/2019	AS1891.4:2009	Pass	
62	Surface Mount Anchor Point with Strop	Safemaster	L23 & L24	1/02/2012	10/07/2018	10/07/2019	AS1891.4:2009	Pass	
63	Surface Mount Anchor Point	Safemaster	L23 & L24	1/02/2012	10/07/2018	10/07/2019	AS1891.4:2009	Pass	
64	Surface Mount Anchor Point	Safemaster	L23 & L24	1/02/2012	10/07/2018	10/07/2019	AS1891.4:2009	Pass	
65	Surface Mount Anchor Point	Safemaster	L23 & L24	1/02/2012	10/07/2018	10/07/2019	AS1891.4:2009	Pass	
66	Surface Mount Anchor Point	Safemaster	L23 & L24	1/02/2012	10/07/2018	10/07/2019	AS1891.4:2009	Pass	

All inspections are conducted in accordance with current legislation. Equipment status is deemed at the time of inspection. Maintenance and use of the equipment must be conducted in accordance with the manufacturers and legislative requirements after inspection. Removing the installation sign/tag 'Void Warranty' for the system.

# CERTIFICATE OF COMPLIANCE

## INSPECTION LOG RECORD - INSTALLED SYSTEMS

31-33 Catalano Road, Canning Vale 6155  
CALL US: (08) 6243 3111  
EMAIL: [inspections@safemaster.net.au](mailto:inspections@safemaster.net.au)

**Client:** Vicinity Centres

**Job Ref:** SM12182

**Site:** Warnbro Centre

Item No	Equipment Type& Description	Manufacturer/ Installer	Location	Commission Date	Insp Date	Next Insp Date	Complying Standards	Status	Comments
67	Surface Mount Anchor Point	Safemaster	L23 & L24	1/02/2012	10/07/2018	10/07/2019	AS1891.4:2009	Pass	
68	Surface Mount Anchor Point	Safemaster	L23 & L24	1/02/2012	10/07/2018	10/07/2019	AS1891.4:2009	Pass	
69	Surface Mount Anchor Point	Safemaster	L23 & L24	29/05/2017	10/07/2018	10/07/2019	AS1891.4:2009	Pass	
70	Surface Mount Anchor Point	Safemaster	L23 & L24	29/05/2017	10/07/2018	10/07/2019	AS1891.4:2009	Pass	
71	Surface Mount Anchor Point	Safemaster	L23 & L24	29/05/2017	10/07/2018	10/07/2019	AS1891.4:2009	Pass	
72	Surface Mount Anchor Point	Safemaster	L23 & L24	29/05/2017	10/07/2018	10/07/2019	AS1891.4:2009	Pass	
73	Low Pro Anchor Point	Safemaster	L23 & L24	29/05/2017	10/07/2018	10/07/2019	AS1891.4:2009	Pass	
74	Low Pro Anchor Point	Safemaster	L23 & L24	29/05/2017	10/07/2018	10/07/2019	AS1891.4:2009	Pass	
75	Low Pro Anchor Point	Safemaster	L23 & L24	29/05/2017	10/07/2018	10/07/2019	AS1891.4:2009	Pass	
76	Low Pro Anchor Point	Safemaster	L23 & L24	29/05/2017	10/07/2018	10/07/2019	AS1891.4:2009	Pass	
77	Low Pro Anchor Point	Safemaster	L23 & L24	29/05/2017	10/07/2018	10/07/2019	AS1891.4:2009	Pass	

All inspections are conducted in accordance with current legislation. Equipment status is deemed at the time of inspection. Maintenance and use of the equipment must be conducted in accordance with the manufacturers and legislative requirements after inspection. Removing the installation sign/tag 'Void Warranty' for the system.

# CERTIFICATE OF COMPLIANCE

## INSPECTION LOG RECORD - INSTALLED SYSTEMS

31-33 Catalano Road, Canning Vale 6155  
CALL US: (08) 6243 3111  
EMAIL: [inspections@safemaster.net.au](mailto:inspections@safemaster.net.au)

**Client:** Vicinity Centres

**Job Ref:** SM12182

**Site:** Warnbro Centre

Item No	Equipment Type& Description	Manufacturer/ Installer	Location	Commission Date	Insp Date	Next Insp Date	Complying Standards	Status	Comments
78	Low Pro Anchor Point	Safemaster	L23 & L24	29/05/2017	10/07/2018	10/07/2019	AS1891.4:2009	Pass	
79	Low Pro Anchor Point	Safemaster	L23 & L24	29/05/2017	10/07/2018	10/07/2019	AS1891.4:2009	Pass	
80	Low Pro Anchor Point	Safemaster	L23 & L24	29/05/2017	10/07/2018	10/07/2019	AS1891.4:2009	Pass	
81	Ladder Access Bracket	Safemaster	L23 & L24	29/05/2017	10/07/2018	10/07/2019	AS1891.4:2009	Pass	
82	Ladder Access Bracket	Safemaster	L23 & L24	29/05/2017	10/07/2018	10/07/2019	AS1891.4:2009	Pass	
83	Access Signage	Safemaster	L23 & L24	29/05/2017	10/07/2018	10/07/2019	AS1319:1994 AS1891.4-2009	Pass	
84	Access Signage	Safemaster	L23 & L24	29/05/2017	10/07/2018	10/07/2019	AS1319:1994 AS1891.4-2009	Pass	
85	Access Ladder (AI)	Safemaster	L30	29/05/2017	10/07/2018	10/07/2019	AS/NZS 1657:2018	Pass	
86	Access Ladder (AI)	Safemaster	L35	29/05/2017	10/07/2018	10/07/2019	AS/NZS 1657:2018	Fail	Fold down side of ladder has been destroyed
87	EWP Access only Signage	Safemaster	L36	29/05/2017	10/07/2018	10/07/2019	AS1319:1994 AS1891.4-2009	Pass	
88	Low Head Room Signage	Safemaster	L40	29/05/2017	10/07/2018	10/07/2019	AS1319:1994 AS1891.4-2009	Pass	

All inspections are conducted in accordance with current legislation. Equipment status is deemed at the time of inspection. Maintenance and use of the equipment must be conducted in accordance with the manufacturers and legislative requirements after inspection. Removing the installation sign/tag 'Void Warranty' for the system.

# CERTIFICATE OF COMPLIANCE

## INSPECTION LOG RECORD - INSTALLED SYSTEMS

31-33 Catalano Road, Canning Vale 6155  
CALL US: (08) 6243 3111  
EMAIL: inspections@safemaster.net.au

**Client:** Vicinity Centres

**Job Ref:** SM12182

**Site:** Warnbro Centre

Item No	Equipment Type& Description	Manufacturer/ Installer	Location	Commission Date	Insp Date	Next Insp Date	Complying Standards	Status	Comments
89	Access Ladder (Al)	Unknown	L40	Unknown	10/07/2018	10/07/2019	AS/NZS 1657:2018 (part thereof)	Fail	Ladder does not confirm to Section 7.3 but does not pose a risk to user
90	Roof Access Hatch	Unknown	L40	Unknown	10/07/2018	10/07/2019	AS/NZS 1657:2018	Pass	
91	Guardrail (Al)	Safemaster	L40	Unknown	10/07/2018	10/07/2019	AS/NZS 1657:2018	Pass	
92	Surface Mount Anchor Point with Strop	Safemaster	L40	29/05/2017	10/07/2018	10/07/2019	AS1891.4:2009	Pass	
93	Access Signage	Safemaster	L40	6/05/2016	10/07/2018	10/07/2019	AS1319:1994 AS1891.4-2009	Pass	
94	Access Stair (Galv)	Unknown	L41	Unknown	10/07/2018	10/07/2019	AS/NZS 1657:2018	Fail	Uneven Bottom step. Requires levelled platform
95	Access Stair (Galv)	Unknown	L41	Unknown	10/07/2018	10/07/2019	AS/NZS 1657:2018	Fail	Uneven Bottom step. Requires levelled platform
96	Guardrail (Galv)	Safemaster	L42	29/05/2017	10/07/2018	10/07/2019	AS/NZS 1657:2018	Pass	
97	Guardrail (Al)	Unknown	L42	Unknown	10/07/2018	10/07/2019	AS/NZS 1657:2018	Pass	
98	Access Ladder (Al)	Safemaster	L43	30/04/2017	10/07/2018	10/07/2019	AS/NZS 1657:2018	Pass	
99	Surfacemount Anchor Point	Safemaster	L43	30/04/2017	10/07/2018	10/07/2019	AS1891.4:2009	Pass	

All inspections are conducted in accordance with current legislation. Equipment status is deemed at the time of inspection. Maintenance and use of the equipment must be conducted in accordance with the manufacturers and legislative requirements after inspection. Removing the installation sign/tag 'Void Warranty' for the system.

# CERTIFICATE OF COMPLIANCE

## INSPECTION LOG RECORD - INSTALLED SYSTEMS

**Client:** Vicinity Centres

**Job Ref:** SM12182

**Site:** Warnbro Centre

31-33 Catalano Road, Canning Vale 6155  
CALL US: (08) 6243 3111  
EMAIL: [inspections@safemaster.net.au](mailto:inspections@safemaster.net.au)

Item No	Equipment Type& Description	Manufacturer/ Installer	Location	Commission Date	Insp Date	Next Insp Date	Complying Standards	Status	Comments
100	Surfacemount Anchor Point	Safemaster	L43	30/04/2017	10/07/2018	10/07/2019	AS1891.4:2009	Pass	
101	Surfacemount Anchor Point	Safemaster	L43	30/04/2017	10/07/2018	10/07/2019	AS1891.4:2009	Pass	
102	EWP Access only Signage	Safemaster	L44	29/05/2017	10/07/2018	10/07/2019	AS1319:1994 AS1891.4-2009	Pass	
103	Access Ladder (Galv)	Unknown	L45	Unknown	10/07/2018	10/07/2019	AS/NZS 1657:2018	Pass	
104	Confined Space Signage	Safemaster	L45	30/04/2018	10/07/2018	10/07/2019	AS1319:1994 AS1891.4-2009	Pass	
105	Access Signage	Safemaster	L45	30/04/2018	10/07/2018	10/07/2019	AS1319:1994 AS1891.4-2009	Pass	
106	Surface Mount Anchor Point with Strop	Safemaster	L45	30/04/2018	10/07/2018	10/07/2019	AS1891.4:2009	Pass	
107	Access Ladder (Galv)	Unknown	L46	Unknown	10/07/2018	10/07/2019	AS/NZS 1657-2013	Pass	
108	Confined Space Signage	Safemaster	L46	30/04/2018	10/07/2018	10/07/2019	AS1319:1994 AS1891.4-2009	Pass	
109	Access Signage	Safemaster	L46	30/04/2018	10/07/2018	10/07/2019	AS1319:1994 AS1891.4-2009	Pass	
110	Surface Mount Anchor Point with Strop	Safemaster	L46	30/04/2018	10/07/2018	10/07/2019	AS1891.4:2009	Pass	

All inspections are conducted in accordance with current legislation. Equipment status is deemed at the time of inspection. Maintenance and use of the equipment must be conducted in accordance with the manufacturers and legislative requirements after inspection. Removing the installation sign/tag 'Void Warranty' for the system.



# CERTIFICATE OF COMPLIANCE

## INSPECTION LOG RECORD - INSTALLED SYSTEMS

31-33 Catalano Road, Canning Vale 6155  
CALL US: (08) 6243 3111  
EMAIL: [inspections@safemaster.net.au](mailto:inspections@safemaster.net.au)

**Client:** Vicinity Centres

**Job Ref:** SM12182

**Site:** Warnbro Centre

Item No	Equipment Type& Description	Manufacturer/ Installer	Location	Commission Date	Insp Date	Next Insp Date	Complying Standards	Status	Comments
111	Access Walkways	Safemaster	Warnbro Centre	30/04/2018	10/07/2018	10/07/2019	AS/NZS 1657-2013	Pass	
112	Low Pro Anchor Point	Safemaster	Woolworths	1/02/2012	10/07/2018	10/07/2019	AS1891.4:2009	Pass	
113	Low Pro Anchor Point	Safemaster	Woolworths	1/02/2012	10/07/2018	10/07/2019	AS1891.4:2009	Pass	
114	Low Pro Anchor Point	Safemaster	Woolworths	1/02/2012	10/07/2018	10/07/2019	AS1891.4:2009	Pass	
115	Low Pro Anchor Point	Safemaster	Woolworths	1/02/2012	10/07/2018	10/07/2019	AS1891.4:2009	Pass	
116	Low Pro Anchor Point	Safemaster	Woolworths	1/02/2012	10/07/2018	10/07/2019	AS1891.4:2009	Pass	
117	Low Pro Anchor Point	Safemaster	Woolworths	1/02/2012	10/07/2018	10/07/2019	AS1891.4:2009	Pass	
118	Low Pro Anchor Point	Safemaster	Woolworths	1/02/2012	10/07/2018	10/07/2019	AS1891.4:2009	Pass	
119	Low Pro Anchor Point	Safemaster	Woolworths	1/02/2012	10/07/2018	10/07/2019	AS1891.4:2009	Pass	
120	Low Pro Anchor Point	Safemaster	Woolworths	1/02/2012	10/07/2018	10/07/2019	AS1891.4:2009	Pass	
121	Low Pro Anchor Point	Safemaster	Woolworths	1/02/2012	10/07/2018	10/07/2019	AS1891.4:2009	Pass	

All inspections are conducted in accordance with current legislation. Equipment status is deemed at the time of inspection. Maintenance and use of the equipment must be conducted in accordance with the manufacturers and legislative requirements after inspection. Removing the installation sign/tag 'Void Warranty' for the system.

# CERTIFICATE OF COMPLIANCE

## INSPECTION LOG RECORD - INSTALLED SYSTEMS

31-33 Catalano Road, Canning Vale 6155  
CALL US: (08) 6243 3111  
EMAIL: [inspections@safemaster.net.au](mailto:inspections@safemaster.net.au)

**Client:** Vicinity Centres

**Job Ref:** SM12182

**Site:** Warnbro Centre

Item No	Equipment Type& Description	Manufacturer/ Installer	Location	Commission Date	Insp Date	Next Insp Date	Complying Standards	Status	Comments
122	Low Pro Anchor Point	Safemaster	Woolworths	1/02/2012	10/07/2018	10/07/2019	AS1891.4:2009	Pass	
123	Low Pro Anchor Point	Safemaster	Woolworths	1/02/2012	10/07/2018	10/07/2019	AS1891.4:2009	Pass	
124	Low Pro Anchor Point	Safemaster	Woolworths	1/02/2012	10/07/2018	10/07/2019	AS1891.4:2009	Pass	
125	Low Pro Anchor Point	Safemaster	Woolworths	1/02/2012	10/07/2018	10/07/2019	AS1891.4:2009	Pass	
126	Low Pro Anchor Point	Safemaster	Woolworths	1/02/2012	10/07/2018	10/07/2019	AS1891.4:2009	Pass	
127	Low Pro Anchor Point	Safemaster	Woolworths	1/02/2012	10/07/2018	10/07/2019	AS1891.4:2009	Pass	
128	Low Pro Anchor Point	Safemaster	Woolworths	1/02/2012	10/07/2018	10/07/2019	AS1891.4:2009	Pass	
129	Low Pro Anchor Point	Safemaster	Woolworths	1/02/2012	10/07/2018	10/07/2019	AS1891.4:2009	Pass	
130	Low Pro Anchor Point	Safemaster	Woolworths	1/02/2012	10/07/2018	10/07/2019	AS1891.4:2009	Pass	
131	Low Pro Anchor Point	Safemaster	Woolworths	1/02/2012	10/07/2018	10/07/2019	AS1891.4:2009	Pass	
132	Low Pro Anchor Point	Safemaster	Woolworths	1/02/2012	10/07/2018	10/07/2019	AS1891.4:2009	Pass	

All inspections are conducted in accordance with current legislation. Equipment status is deemed at the time of inspection. Maintenance and use of the equipment must be conducted in accordance with the manufacturers and legislative requirements after inspection. Removing the installation sign/tag 'Void Warranty' for the system.

# CERTIFICATE OF COMPLIANCE

## INSPECTION LOG RECORD - INSTALLED SYSTEMS

31-33 Catalano Road, Canning Vale 6155  
CALL US: (08) 6243 3111  
EMAIL: [inspections@safemaster.net.au](mailto:inspections@safemaster.net.au)

**Client:** Vicinity Centres

**Job Ref:** SM12182

**Site:** Warnbro Centre

Item No	Equipment Type& Description	Manufacturer/ Installer	Location	Commission Date	Insp Date	Next Insp Date	Complying Standards	Status	Comments
133	Low Pro Anchor Point	Safemaster	Woolworths	1/02/2012	10/07/2018	10/07/2019	AS1891.4:2009	Pass	
134	Low Pro Anchor Point	Safemaster	Woolworths	1/02/2012	10/07/2018	10/07/2019	AS1891.4:2009	Pass	
135	Low Pro Anchor Point	Safemaster	Woolworths	1/02/2012	10/07/2018	10/07/2019	AS1891.4:2009	Pass	
136	Low Pro Anchor Point	Safemaster	Coles	1/02/2012	10/07/2018	10/07/2019	AS1891.4:2009	Pass	
137	Low Pro Anchor Point	Safemaster	Coles	1/02/2012	10/07/2018	10/07/2019	AS1891.4:2009	Pass	
138	Low Pro Anchor Point	Safemaster	Coles	1/02/2012	10/07/2018	10/07/2019	AS1891.4:2009	Pass	
139	Low Pro Anchor Point	Safemaster	Coles	1/02/2012	10/07/2018	10/07/2019	AS1891.4:2009	Pass	
140	Low Pro Anchor Point	Safemaster	Coles	1/02/2012	10/07/2018	10/07/2019	AS1891.4:2009	Pass	
141	Low Pro Anchor Point	Safemaster	Coles	1/02/2012	10/07/2018	10/07/2019	AS1891.4:2009	Pass	
142	Low Pro Anchor Point	Safemaster	Coles	1/02/2012	10/07/2018	10/07/2019	AS1891.4:2009	Pass	
143	Low Pro Anchor Point	Safemaster	Coles	1/02/2012	10/07/2018	10/07/2019	AS1891.4:2009	Pass	

All inspections are conducted in accordance with current legislation. Equipment status is deemed at the time of inspection. Maintenance and use of the equipment must be conducted in accordance with the manufacturers and legislative requirements after inspection. Removing the installation sign/tag 'Void Warranty' for the system.

# CERTIFICATE OF COMPLIANCE

## INSPECTION LOG RECORD - INSTALLED SYSTEMS

31-33 Catalano Road, Canning Vale 6155  
CALL US: (08) 6243 3111  
EMAIL: [inspections@safemaster.net.au](mailto:inspections@safemaster.net.au)

**Client:** Vicinity Centres

**Job Ref:** SM12182

**Site:** Warnbro Centre

Item No	Equipment Type& Description	Manufacturer/ Installer	Location	Commission Date	Insp Date	Next Insp Date	Complying Standards	Status	Comments
144	Low Pro Anchor Point	Safemaster	Coles	1/02/2012	10/07/2018	10/07/2019	AS1891.4:2009	Pass	
145	Low Pro Anchor Point	Safemaster	Coles	1/02/2012	10/07/2018	10/07/2019	AS1891.4:2009	Pass	
146	Low Pro Anchor Point	Safemaster	Coles	1/02/2012	10/07/2018	10/07/2019	AS1891.4:2009	Pass	
147	Low Pro Anchor Point	Safemaster	Coles	1/02/2012	10/07/2018	10/07/2019	AS1891.4:2009	Pass	
148	Low Pro Anchor Point	Safemaster	Coles	1/02/2012	10/07/2018	10/07/2019	AS1891.4:2009	Pass	
149	Low Pro Anchor Point	Safemaster	Coles	1/02/2012	10/07/2018	10/07/2019	AS1891.4:2009	Pass	
150	Low Pro Anchor Point	Safemaster	Coles	1/02/2012	10/07/2018	10/07/2019	AS1891.4:2009	Pass	
151	Low Pro Anchor Point	Safemaster	Coles	1/02/2012	10/07/2018	10/07/2019	AS1891.4:2009	Pass	
152	Low Pro Anchor Point	Safemaster	Coles	1/02/2012	10/07/2018	10/07/2019	AS1891.4:2009	Pass	
153	Low Pro Anchor Point	Safemaster	Coles	1/02/2012	10/07/2018	10/07/2019	AS1891.4:2009	Pass	
154	Low Pro Anchor Point	Safemaster	Coles	1/02/2012	10/07/2018	10/07/2019	AS1891.4:2009	Pass	

All inspections are conducted in accordance with current legislation. Equipment status is deemed at the time of inspection. Maintenance and use of the equipment must be conducted in accordance with the manufacturers and legislative requirements after inspection. Removing the installation sign/tag 'Void Warranty' for the system.

# CERTIFICATE OF COMPLIANCE

## INSPECTION LOG RECORD - INSTALLED SYSTEMS

31-33 Catalano Road, Canning Vale 6155  
CALL US: (08) 6243 3111  
EMAIL: [inspections@safemaster.net.au](mailto:inspections@safemaster.net.au)

**Client:** Vicinity Centres

**Job Ref:** SM12182

**Site:** Warnbro Centre

Item No	Equipment Type& Description	Manufacturer/ Installer	Location	Commission Date	Insp Date	Next Insp Date	Complying Standards	Status	Comments
155	Low Pro Anchor Point	Safemaster	General Stores	1/02/2012	10/07/2018	10/07/2019	AS1891.4:2009	Pass	
156	Low Pro Anchor Point	Safemaster	General Stores	1/02/2012	10/07/2018	10/07/2019	AS1891.4:2009	Pass	
157	Low Pro Anchor Point	Safemaster	General Stores	1/02/2012	10/07/2018	10/07/2019	AS1891.4:2009	Pass	
158	Low Pro Anchor Point	Safemaster	General Stores	1/02/2012	10/07/2018	10/07/2019	AS1891.4:2009	Pass	
159	Low Pro Anchor Point	Safemaster	General Stores	1/02/2012	10/07/2018	10/07/2019	AS1891.4:2009	Pass	
160	Low Pro Anchor Point	Safemaster	General Stores	1/02/2012	10/07/2018	10/07/2019	AS1891.4:2009	Pass	
161	Low Pro Anchor Point	Safemaster	General Stores	1/02/2012	10/07/2018	10/07/2019	AS1891.4:2009	Pass	
162	Low Pro Anchor Point	Safemaster	General Stores	1/02/2012	10/07/2018	10/07/2019	AS1891.4:2009	Pass	
163	Low Pro Anchor Point	Safemaster	General Stores	1/02/2012	10/07/2018	10/07/2019	AS1891.4:2009	Pass	
164	Low Pro Anchor Point	Safemaster	General Stores	1/02/2012	10/07/2018	10/07/2019	AS1891.4:2009	Pass	
165	Low Pro Anchor Point	Safemaster	General Stores	1/02/2012	10/07/2018	10/07/2019	AS1891.4:2009	Pass	

All inspections are conducted in accordance with current legislation. Equipment status is deemed at the time of inspection. Maintenance and use of the equipment must be conducted in accordance with the manufacturers and legislative requirements after inspection. Removing the installation sign/tag 'Void Warranty' for the system.

# CERTIFICATE OF COMPLIANCE

## INSPECTION LOG RECORD - INSTALLED SYSTEMS

31-33 Catalano Road, Canning Vale 6155  
CALL US: (08) 6243 3111  
EMAIL: [inspections@safemaster.net.au](mailto:inspections@safemaster.net.au)

**Client:** Vicinity Centres

**Job Ref:** SM12182

**Site:** Warnbro Centre

Item No	Equipment Type& Description	Manufacturer/ Installer	Location	Commission Date	Insp Date	Next Insp Date	Complying Standards	Status	Comments
166	Low Pro Anchor Point	Safemaster	General Stores	1/02/2012	10/07/2018	10/07/2019	AS1891.4:2009	Pass	
167	Low Pro Anchor Point	Safemaster	General Stores	1/02/2012	10/07/2018	10/07/2019	AS1891.4:2009	Pass	
168	Low Pro Anchor Point	Safemaster	General Stores	1/02/2012	10/07/2018	10/07/2019	AS1891.4:2009	Pass	
169	Low Pro Anchor Point	Safemaster	General Stores	1/02/2012	10/07/2018	10/07/2019	AS1891.4:2009	Pass	
170	Step (Al)	Unknown	L1	Unknown	10/07/2018	10/07/2019	AS/NZS 1657:2018	Fail	
171	Access Stair (Galv)	Unknown	L13	Unknown	10/07/2018	10/07/2019	AS/NZS 1657:2018	Fail	
172	Access Ladder (Al)	Unknown	L47	Unknown	10/07/2018	10/07/2019	AS/NZS 1657:2018	Fail	

AUTHORISED BY: ANDREW TREEN

DATE: 16/07/2018

SIGNATURE:





All inspections are conducted in accordance with current legislation. Equipment status is deemed at the time of inspection. Maintenance and use of the equipment must be conducted in accordance with the manufacturers and legislative requirements after inspection. Removing the installation sign/tag 'Void Warranty' for the system.





### ADDITIONAL FINDINGS & RECOMMENDATIONS



Table below summarises additional findings and recommendations in support of the Roof Safety Report.

No	Photo of Hazard	Details of Hazard	Details of Risk	Existing/ Immediate Control Measure	Curren t Risk Level	Proposed Permanent Solution	Residu al Risk Assess ment	Details of Action Taken	Status	Reference
63	Building: General Stores Location Reference: <a href="#">L34</a> Task: Access to the roof									
		Variation in height between roofs are greater than required maximum	Trips, Slips and Falls	Awareness induction	Med	Access ladder including handrails to be installed	Low	Client advised	Outstanding	OH&S REGULATIONS 3.7  AS/NZS 1657-2013 3.1.4
64	Building: General Stores Location Reference: <a href="#">L34</a> Task: Access to the A/c units									
		No safe access to the A/c units	Trips, Slips and Falls	N/A	Low	Supply walkway to the A/c units	Low	Client advised	Outstanding	-



Roof Safety Report for  
**Warnbro Centre, WA 6169**

No	Photo of Hazard	Details of Hazard	Details of Risk	Existing/ Immediate Control Measure	Curren t Risk Level	Proposed Permanent Solution	Residu al Risk Assess ment	Details of Action Taken	Status	Reference
65	Building: General Stores Location Reference: <a href="#">L35</a> Task: Access to the roof									
		Landing platform damaged	Trips, Slips and Falls	Awareness induction	Med	Replace damaged landing platform	Low	Client advised	Outstanding	OH&S REGULATIONS 3.7  AS/NZS 1657-2013 7.3.6
66	Building: General Stores Location Reference: <a href="#">L41</a> Task: Access to the roof									
		Bottom tread height is less than required minimum	Trips, Slips and Falls	Awareness induction	Med	Requires levelled landing with yellow safety nosing to finish level with first stair tread	Low	Client advised	Outstanding	OH&S REGULATIONS 3.7  AS/NZS 1657-2013 7.2.3.2



Roof Safety Report for  
**Warnbro Centre, WA 6169**

No	Photo of Hazard	Details of Hazard	Details of Risk	Existing/ Immediate Control Measure	Curren t Risk Level	Proposed Permanent Solution	Residu al Risk Assess ment	Details of Action Taken	Status	Reference
67	Building: General Stores Location Reference: <a href="#">L40</a> Task: Access to the roof									
		Walkway slope is greater than required maximum	Trips, Slips and Falls	Awareness induction	Med	Walkway slope at 12deg. Requires cleats at 450mm spacings	Low	Client advised	Outstanding	OH&S REGULATIONS 3.7  AS/NZS 1657-2013 5.1.1
68	Building: General Stores Location Reference: <a href="#">L41</a> Task: Access to the roof									
		Bottom tread height is less than required minimum	Trips, Slips and Falls	Awareness induction	Med	Requires levelled landing with yellow safety nosing to finish level with first stair tread	Low	Client advised	Outstanding	OH&S REGULATIONS 3.7  AS/NZS 1657-2013 7.2.3.2



Roof Safety Report for  
**Warnbro Centre, WA 6169**

No	Photo of Hazard	Details of Hazard	Details of Risk	Existing/ Immediate Control Measure	Curren t Risk Level	Proposed Permanent Solution	Residu al Risk Assess ment	Details of Action Taken	Status	Reference
69	Building: General Stores Location Reference: <a href="#">L01</a> Task: Access to the roof									
		Non-complaint step is present	Trips, Slips and Falls	Awareness induction	Med	Single step fail. Uneven 210mm bottom, 130mm top	Low	Client advised	Outstanding	OH&S REGULATIONS 3.7  AS/NZS 1657-2013 7.2.3.2
70	Building: General Stores Location Reference: <a href="#">L05</a> Task: Access to the roof									
		Sharp steel protruding from levelled walkway	Trips, Slips and Falls	Awareness induction	Med	Sharp steel protruding from levelled walkway to be removed - injury risk (laceration)	Low	Client advised	Outstanding	OH&S REGULATIONS 3.7

Roof Safety Report for  
**Warnbro Centre, WA 6169**



No	Photo of Hazard	Details of Hazard	Details of Risk	Existing/ Immediate Control Measure	Curren t Risk Level	Proposed Permanent Solution	Residu al Risk Assess ment	Details of Action Taken	Status	Reference
71	Building: General Stores Location Reference: <a href="#">L05</a> Task: Access to the roof									
		Walkway slope is greater than required maximum	Trips, Slips and Falls	Awareness induction	Med	Cleats to be installed to walkway in accordance with 1657:2018 Clause 5.3.3 item (C )	Low	Client advised	Outstanding	OH&S REGULATIONS 3.7  AS/NZS 1657-2013 5.1.1
72	Building: General Stores Location Reference: <a href="#">L11</a> Task: Access to the roof									
		Cable installed over the walkway path	Trips, Slips and Falls	Awareness induction	Med	Trip hazard. Relocate stay wire and install trunking marked with Hi-vis over services	Low	Client advised	Outstanding	OH&S REGULATIONS 3.7

Roof Safety Report for  
**Warnbro Centre, WA 6169**


No	Photo of Hazard	Details of Hazard	Details of Risk	Existing/ Immediate Control Measure	Curren t Risk Level	Proposed Permanent Solution	Residu al Risk Assess ment	Details of Action Taken	Status	Reference
73	Building: General Stores Location Reference: <a href="#">L12</a> Task: Access to the roof									
		Bottom rung height is less than required minimum	Trips, Slips and Falls	Awareness induction	Med	Levelled landing to be installed at bottom of ladder	Low	Client advised	Outstanding	OH&S REGULATIONS 3.7  AS/NZS 1657-2013 7.4.3.4
74	Building: General Stores Location Reference: <a href="#">L13</a> Task: Access to the roof									
		Bottom rung height is less than required minimum	Trips, Slips and Falls	Awareness induction	Med	Levelled landing to be installed at bottom of ladder	Low	Client advised	Outstanding	OH&S REGULATIONS 3.7  AS/NZS 1657-2013 7.4.3.4



Roof Safety Report for  
**Warnbro Centre, WA 6169**

No	Photo of Hazard	Details of Hazard	Details of Risk	Existing/ Immediate Control Measure	Curren t Risk Level	Proposed Permanent Solution	Residu al Risk Assess ment	Details of Action Taken	Status	Reference
75	Building: General Stores Location Reference: <a href="#">L13</a> Task: Access to the roof									
		Access anchor and stop is missing for safe access	Trips, Slips and Falls	Awareness induction	Med	Access anchor and 1.3 meter strip with the double action hooks both ends to be installed as ladder height vertically is 3.0m	Low	Client advised	Outstanding	OH&S REGULATIONS 3.7 & 3.55
76	Building: General Stores Location Reference: <a href="#">L16</a> Task: Access to the roof									
		No enough anchors to be installed	Trips, Slips and Falls	Awareness induction	Med	Install additional low pro anchor to service HVAC	Low	Client advised	Outstanding	OH&S REGULATIONS 3.55

Roof Safety Report for  
**Warnbro Centre, WA 6169**

No	Photo of Hazard	Details of Hazard	Details of Risk	Existing/ Immediate Control Measure	Curren t Risk Level	Proposed Permanent Solution	Residu al Risk Assess ment	Details of Action Taken	Status	Reference
77	Building: General Stores Location Reference: <a href="#">L35</a> Task: Access to the roof									
		Non-complaint ladder section is present	Trips, Slips and Falls	Awareness induction	Med	Remove existing flip over step ladder. Ladder access bracket and storage brackets including lock to be installed. Custom made ladder head to be supplied to suit the existing ladder height	Low	Client advised	Outstanding	OH&S REGULATIONS 3.7  AS/NZS 1657-2013 7.4



### **Safemaster Safety Products**

31-33 Catalano Road, Canning Vale WA 6155

PO Box 1373 Canning Vale WA 6970

Ph: (08) 6243 3111

Fax: (08) 9456 5014

Email: [info@safemaster.net.au](mailto:info@safemaster.net.au)

Web: [www.safemaster.net.au](http://www.safemaster.net.au)